

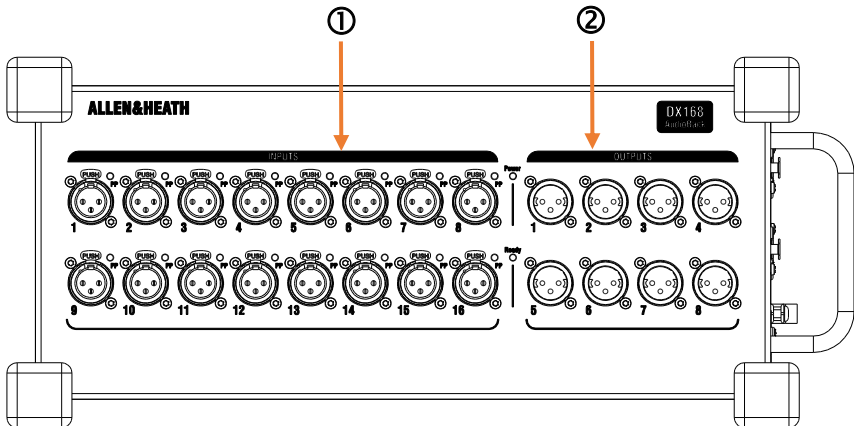
DX168

The DX168 is a portable, rugged I/O Expander for the Allen & Heath dLive and SQ digital mixing systems. It provides 16 remote controlled mic/line preamps and 8 XLR line outputs. It connects to the mixer over a single Cat5e cable.

A second DX168 or a DX164-W can be connected when running in Cascade mode. Alternatively, a redundant connection can be made to compatible hardware.

The DX168 can be operated horizontally with the connectors facing upward or sideward, or vertically to save space on stage. It can also be mounted in a 19" rack or flightcase using the optional **AB1608-RK19** kit. A hard-wearing padded polyester carry case is also available, A&H part number **AP9932**.

Front panel

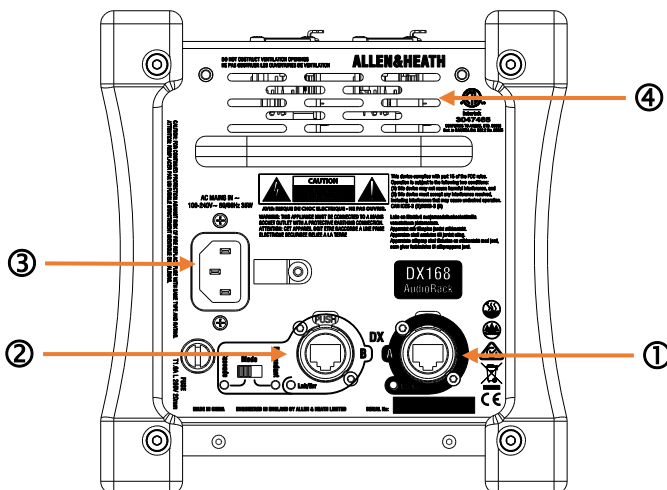


① **Input sockets** Balanced XLR mic/line inputs with +48V Phantom Power indicator. The preamps are built into the DX168 and their Gain, Pad and +48V are controlled from the mixer via the DX link.

The +48V indicator detects voltage at the socket whether supplied by the DX168 or received from an external source.

② **Output sockets** Balanced XLR outputs operating at nominal +4dBu level.

Side panel



- ① **DX A** EtherCon port for connection to the mixing system. The cable carries the audio signals as well as preamp control and system status data.
- ② **DX B** EtherCon port for daisy chaining of a second unit or cable redundancy. Switch to **Redundant** for 2 cable connection to compatible hardware e.g. dLive S Class or DX Link card. Switch to **Cascade** for connection to a second DX168 or DX164-W unit.
- ④ **Mains power input** IEC connector and fuse for the built-in universal voltage PSU. This accepts voltages from 100 to 240V AC 50/60Hz. Secure the cable to the plastic P-clip using a T20 screwdriver.
- ⑤ **Vents** Ensure good ventilation at the sides and back of the unit. Avoid obstruction of vents while operating. Avoid dirt or liquid ingress.

Cables

Cat5e or higher STP cable is required for DX Link connections with a maximum cable length of 100m per connection.

Allen & Heath can provide a number of Cat5e and Cat6 cables suitable for use with the DX Hub:

CAT5e

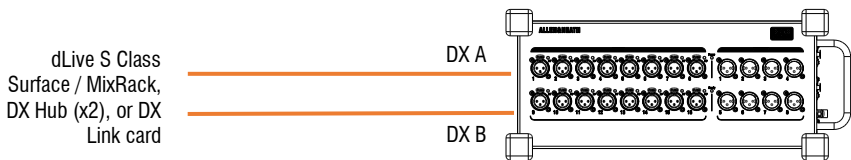
- AH9650-A** 100m drum of Etherflex cable with Neutrik EtherCon locking connectors
- AH7000-A** 80m drum of Etherflex cable with Neutrik EtherCon locking connectors
- AH9981-A** 50m drum of Etherflex cable with Neutrik EtherCon locking connectors
- AH9651-A** 20m Etherflex cable with Neutrik EtherCon locking connectors
- AH9997-A** 2m cable with Neutrik EtherCon locking connectors

CAT6

- AH10887-A** 100m drum of CAT6 cable with Neutrik EtherCon locking connectors
- AH10886-A** 80m drum of CAT6 cable with Neutrik EtherCon locking connectors
- AH10885-A** 50m drum of CAT6 cable with Neutrik EtherCon locking connectors
- AH10884-A** 20m drum of CAT6 cable with Neutrik EtherCon locking connectors

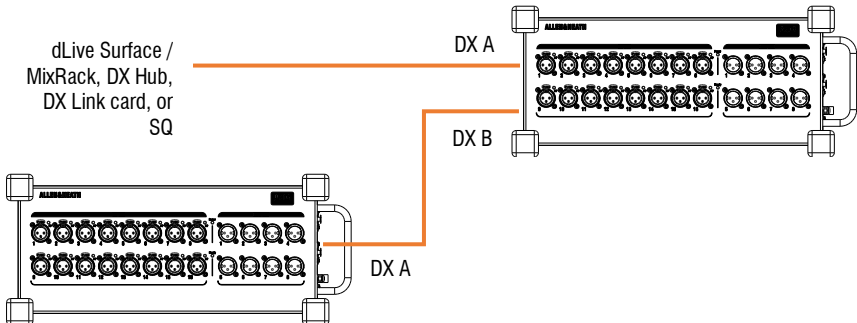
Contact your local A&H dealer for more information.

Connection



Redundant mode – to compatible hardware only

ⓘ Requires dLive firmware V1.5 or higher.



Cascade mode – add second DX168 or DX164-W

ⓘ Requires dLive firmware V1.6 or higher.

Specification

Mic/Line XLR Inputs	Balanced XLR, +48V phantom power
Mic/Line Preamp	Fully recallable
Input Sensitivity	-60 to +15dBu
Analogue Gain	+5 to +60dB, 1dB steps
Pad	-20dB Active PAD
Maximum Input Level	+30dBu (PAD in)
Input Impedance	>4k Ω (Pad out), >10k Ω (Pad in)
Mic EIN	-127dB with 150 Ω source

Analogue XLR Outputs	Balanced, Relay protected
Output Impedance	<75 Ω
Nominal Output	+4dBu = 0dB meter reading
Maximum Output Level	+22dBu
Residual Output Noise	-92dBu (muted, 20-20kHz)

Operating Temperature Range	0°C to 35°C (32°F to 95°F)
------------------------------------	----------------------------

Power

Mains Voltage Operating Range	100-240V AC, 50/60Hz
Mains Power Consumption	20W max

Dimensions and Weight

DX168	<i>Width x Depth x Height x Weight</i> 410 x 190 x 185 mm x 4.6kg (16.1" x 7.5" x 7.3" x 10.1lbs)
-------	---

Read the Safety Instructions Sheet included with the product and the information printed on the panel before operating.

A limited one year manufacturer's warranty applies to this product, the conditions of which can be found at: www.allen-heath.com/legal

By using this Allen & Heath product and the software within it you agree to be bound by the terms of the relevant End User Licence Agreement (EULA), a copy of which can be found at: www.allen-heath.com/legal

Register your product with Allen & Heath online at: <http://www.allen-heath.com/support/register-product/>

Check the Allen & Heath website for the latest documentation and software updates

ALLEN & HEATH

Copyright © 2018 Allen & Heath. All rights reserved

Free Manuals Download Website

<http://myh66.com>

<http://usermanuals.us>

<http://www.somanuals.com>

<http://www.4manuals.cc>

<http://www.manual-lib.com>

<http://www.404manual.com>

<http://www.luxmanual.com>

<http://aubethermostatmanual.com>

Golf course search by state

<http://golfingnear.com>

Email search by domain

<http://emailbydomain.com>

Auto manuals search

<http://auto.somanuals.com>

TV manuals search

<http://tv.somanuals.com>