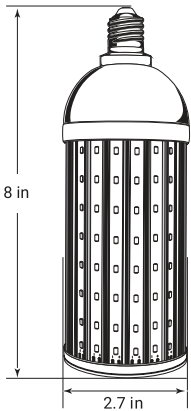




GT-Lite
Complete LED Lighting Solutions

WARNING:
TO AVOID RISK OF ELECTRICAL SHOCK,
SHUT OFF POWER BEFORE
INSTALLING OR SERVICING THIS FIXTURE

Assembly & Installation: GT-CB-25 | High Lumen 25W/2,500LM LED Bulb



- Lumen: 2500 LM
- Watts: 25W
- Lumen Efficacy: 100
- LED Lifespan: 25,000 Hours
- Color temperature (Kelvin): 5000K
- Operating Voltage: AC120-277V 50/60Hz
- Beam Angle: 360°
- CRI: 80
- Base: E26 / Standard Edison Base
- Equivalent: 150W Incandescent / 40W Fluorescent (CFL)
- IP Rating: 20
- Minimum starting temperature: -10°F (-23°C)
(Temporary flashing may occur during startup in cold temperatures.)
- Suitable for use in temperatures: -10°F to 104°F (-23°C to 40°C)
- Not suitable for use in enclosed fixtures.

WARNING



- When using product, basic precautions should always be followed.
- Read and follow these instructions and observe all warnings.
- Carefully read and understand the information given in this manual before beginning installation. Failure to do so could lead to electric shock, fire, or other injuries which could be hazardous or even fatal.
- Save these instructions and warnings.

This product may represent a possible shock or fire hazard if improperly installed or mounted. Products should be installed following these instructions, local electrical codes, and the current National Electric Code (NEC).

CAUTION



- The use of socket adapters with this product is discouraged.
- NEVER submerge this product in water!
- Do not use in on hot surfaces.
- Do not use in areas near a gas source.
- It is NOT possible to change the LED light source.
- This light is not intended for use in potentially explosive environments. This is NOT a vapor proof light.
- This work light is **NOT A TOY** and is not suitable for use by children.

Question/Comment/Missing Part?

Contact GT-Lite 1-800-865-6799
www.GTLEDLIGHTING.com



GT-Lite




ADDITIONAL WARNINGS:



- **Do not dismantle this light. There are NO replaceable LEDs or serviceable parts.**
- **This product needs to be grounded properly in a manner consistent with local electrical codes and the current NEC. If the installer does not understand basic wiring/how to properly ground the fixture, please consult a qualified electrician.**
- **If unsure how to retrofit MHZ/HPS light fixtures, call a qualified electrician.**
- **Do not install this light inside of undersized enclosures.**
- **This product is not rated for enclosed fixtures.**
- **Do not use where exposed to water.**
- **Do not leave bare wires exposed outside of the electrical connections.**
- **Make sure wiring section is insulated.**
- **DO NOT USE WITH DIMMERS. This lamp is not usable with any sort of dimmer.**
- **Using this lamp with and dimmer of any kind will void the warranty.**

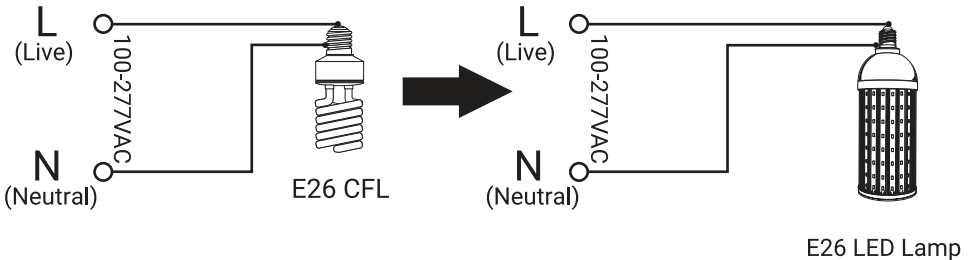
This device complies with Part 15 of the FCC rules. Operation is subject to the following two conditions: (1) This device may not cause harmful interference, and (2) this device must accept any interference received, including interference that may cause undesired operation. Warning: Changes or modifications to this unit not expressly approved by the party responsible for compliance could void the user's authority to operate the equipment. The user is cautioned that any changes or modifications not expressly approved by the party responsible for compliance could void the user's authority to operate the equipment. Note: This equipment has been tested and found to comply with the limits for a Class B digital device, pursuant to Part 15 of the FCC rules. These limits are designed to provide reasonable protection against harmful interference in a residential installation. This equipment generates, uses and can radiate radio frequency energy and, if not installed and used in accordance with the instructions, may cause harmful interference to radio communications. However, there is no guarantee that the interference will not occur in a particular installation. If this equipment does cause harmful interference to radio or television reception, which can be determined by turning the equipment off and on, the user is encouraged to try to correct the interference by one or more of the following measures: 1) Reorient or relocate the receiving antenna. 2) Increase the separation between the equipment and receiver. 3) Connect the equipment into an outlet on a circuit different from that of the receiver. 4) Consult the dealer or an experienced radio/TV technician for help.

Assembly & Installation: GT-CB-25 | High Lumen 25W/2,500LM LED Bulb



INSTALLATION INSTRUCTIONS:

1. Before starting to install the lamp, shut of power supply at the circuit breaker panel to avoid electrical shock. Ballast must be bypassed. It is recommended that surge/lightning protection be installed.
2. Lamp may be mounted with the base up, down, or horizontal.
3. Remove old bulb.
4. Screw in new high lumen bulb.
5. Restore power.



TROUBLESHOOTING GUIDE:

Problem	Probable Cause	Solution
Fixture does not turn on.	Bad connection. Faulty switch. Power is off.	Check wiring connections. Test switch or replace it. Verify power supply is on.
Circuit breaker trips or fuse blows when light is turned on.	Discontinue use immediately.	Call customer service at 1-800-865-6799 Call an electrician.

CLEANING INSTRUCTIONS:

1. Turn power OFF.
2. Use a soft cloth and a mild, non-abrasive glass cleaner.
3. Lightly wipe and clean the fixture.

DO NOT use solvents.

DO NOT use cleaners containing abrasive ingredients.

NEVER spray cleaning liquid directly onto the LEDs, fixture, or wiring.

EYES



- Do not look directly at the LED lights for any length of time.
- Do not shine the light directly into other people's eyes.



This product is guaranteed against failure due to factory defects in materials or workmanship for one (1) year from the date of purchase. This warranty is non-transferable and applies only to the original owner. Proof of purchase required for repair or replacement. This warranty does not cover normal wear of parts or damage resulting from any misuse of the product. Misuse of the product includes but is not limited to: using in extreme weather conditions, opening the housing of the product, or attempted remodel/alterations made to product.



Free Manuals Download Website

<http://myh66.com>

<http://usermanuals.us>

<http://www.somanuals.com>

<http://www.4manuals.cc>

<http://www.manual-lib.com>

<http://www.404manual.com>

<http://www.luxmanual.com>

<http://aubethermostatmanual.com>

Golf course search by state

<http://golfingnear.com>

Email search by domain

<http://emailbydomain.com>

Auto manuals search

<http://auto.somanuals.com>

TV manuals search

<http://tv.somanuals.com>