

GY-HM890/GY-HM850/GY-HM650/GY-HM600 INSTRUCTIONS

Notification of Changes

This is a notification on the changes or additions to the features and changes in the onscreen display. Please read this together with the "INSTRUCTIONS".


890, **850**, **650**, **600** : Feature available on the model or series name only.

● is default value

[Enhancement] added to menu item

[Enhancement] is added to [Camera Process] → [Detail]/[Adjust].
Set to "On" to enhance the reproducibility of details.
[Setting Values: ●On, Off]

Icon display added when zebra function is "On"

During zebra pattern display,  (zebra icon) is displayed on the display screen in Camera mode.

[LPCM(QuickTime)] added to menu item

[LPCM (QuickTime)] is added to [System] → [Record Set]. This allows you to set the audio recording format of QuickTime.
[Setting Values: Dual Mono, ●Stereo]

Memo :

- If the system definition of the recorded image is set to Web, recording is performed using "Stereo" regardless of the value selected. (**890** / **850** / **650**)
- During audio 4ch recording, recording is performed using "Dual Mono" regardless of the value selected. (**890** / **850**)

Ease function added to Preset Zoom

This allows you to set the rate of change for the start and stop motions during Preset Zoom operation.

* This setting smoothen the Preset Zoom operation.

[Camera Function] → [User Switch Set] → [Preset Zoom 1]/[Preset Zoom 2]/[Preset Zoom 3]

Preset Zoom 1

- Speed
- Ease In
- Ease Out
- Duration

* The same applies to [Preset Zoom 2] / [Preset Zoom 3].

- Speed ... Equivalent to the existing [Preset Zoom Speed].
[Setting Values: 1 to 127 (●64)]
- Ease In ... Sets the rate of change for the motion from the start of the zoom operation until the specified "Speed" is reached. The larger the setting value, the longer it takes to reach the specified "Speed".
[Setting Values: 1 to 10 (●Off)]
- Ease Out ... Sets the rate of change for the motion from the specified "Speed" until the zoom operation stops. The larger the setting value, the longer it takes to stop the zoom operation.
[Setting Values: 1 to 10 (●Off)]
- Duration ... Displays the zoom operation time calculated from the "Speed" and "Ease In"/"Ease Out" settings.
[Display Value: ***.* sec]

[Focus Assist & Zebra] added to menu item (**650** / **600**)

[LCD/VF] → [Shooting Assist] → [Focus Assist & Zebra] allows you to select the operation when using the zebra function and the Focus Assist function at the same time.

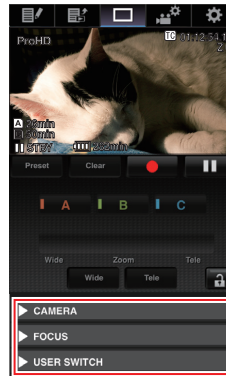
- Standard ... The outline of Focus Assist overlaps the zebra pattern. Same setting as the old version.
- ALT ... The outline of Focus Assist does not overlap the zebra pattern even when Zebra and Focus Assist are "On". However, the Zebra pattern may flicker.

[Setting Values: Standard, ●ALT]

Setting value added to menu item [Input1 Mic Ref.]/[Input 2 Mic Ref.] (**650** / **600**)

"-32dB" is added to [Input1 Mic Ref.] and [Input2 Mic Ref.] under [A/V Set] → [Audio Set].

"Camera control" buttons added to the bottom of [View Remote] screen (**890** / **850** / **650**)



This allows you to control the camera when the [View Remote] screen is displayed.

Camera Control Buttons

[APN] added to menu item (**890** / **850** / **650**)

[APN] is added to [System] → [Network] / [Settings] → [Connection Setup].

* APN: Access Point Name

* This is gray out if APN cannot be set for the adapter attached.

Caution :

- The APN setting is written into the cellular adapter, not this camera recorder. Setting a wrong APN may result in communication failure or expensive bills from the telecommunications company. Set the APN correctly.

Bit Rate added to live streaming (**890** / **850** / **650**)

Setting values are added to [System] → [Network] / [Settings] → [Live Streaming Set] → [Frame & Bit Rate].

No. of Frames for Frame & Bit Rate	Resolution	Setting Values (new values are in bold)
60i, 60p, 30p	1920 x 1080	60i (12.0 Mbps) , ●60i (8.0 Mbps), 60i (5.0 Mbps), 60i (3.0 Mbps)
	1280 x 720	30p (8.0 Mbps) , ●30p (5.0 Mbps), 30p (3.0 Mbps), 30p (1.5 Mbps)
	720 x 480	60i (8.0 Mbps) , 60i (5.0 Mbps), ●60i (3.0 Mbps), 60i (1.5 Mbps), 60i (0.8 Mbps), 60i (0.3 Mbps)
	480 x 270	30p (0.2 Mbps)
50i, 50p, 25p	1920 x 1080	50i (12.0 Mbps) , ●50i (8.0 Mbps), 50i (5.0 Mbps), 50i (3.0 Mbps)
	1280 x 720	25p (8.0 Mbps) , ●25p (5.0 Mbps), 25p (3.0 Mbps), 25p (1.5 Mbps)
	720 x 576	50i (8.0 Mbps) , 50i (5.0 Mbps), ●50i (3.0 Mbps), 50i (1.5 Mbps), 50i (0.8 Mbps), 50i (0.3 Mbps)
	480 x 270	25p (0.2 Mbps)

Memo :

- The settings cannot be changed during live streaming.
- An encoding bit rate exceeding 5.0 Mbps cannot be selected when [Type] is set to "RTSP/RTP".
- An encoding bit rate exceeding 5.0 Mbps cannot be selected when [Type] is set to "ZIXI" and [Latency] is set to a value other than "Low".
- An encoding bit rate exceeding 3.0 Mbps cannot be selected when [Type] is set to "ZIXI" and [Latency] is set to "Low", or when [Type] is set to "RTMP".

Items changed or added to menu item [Live Streaming Set]

(890 / 850 / 650)

"Server1/Server2/Server3/Server4" is added to [Streaming Server].
The four settings can be registered individually.

Before Change	After Change (new items are in bold)
Live Streaming Set <ul style="list-style-type: none">Live StreamingResolutionFrame & Bit RateTypeUDP/TCP SettingsRTSP/RTP SettingsZIXI Settings	Live Streaming Set <ul style="list-style-type: none">Live StreamingServer<ul style="list-style-type: none">Streaming Server<ul style="list-style-type: none">Server1 (*)<ul style="list-style-type: none">AliasTypeDestination AddressDestination URLDestination PortStream IDStream KeyPasswordLatencyAdaptive Bit RateServer2 (*)Server3 (*)Server4 (*)ResolutionFrame & Bit Rate

* Each item can be set for Server2/Server3/Server4 as with Server1.

Memo :

- Depending on the Type (MPEG2-TS/UDP, MPEG2-TS/TCP, RTSP/RTP, ZIXI, RTMP) selected, some of the items cannot be set. Items that can be set may also differ.

Setting value added to menu item [Streaming Server] (890 /

850 / 650)

"RTMP" is added to the setting value in [System] → [Network] / [Settings] → [Live Streaming Set] → [Streaming Server] → [Server1]/[Server2]/[Server3]/[Server4] → [Type].
[Setting Values: ●MPEG2-TS/UDP, MPEG2-TS/TCP, RTSP/RTP, ZIXI, RTMP)

Items added to menu item [Live Streaming Set] (890 / 850 /

650)

The following items are added to [System] → [Network] / [Settings] → [Live Streaming Set] → [Streaming Server] → [Server1]/[Server2]/[Server3]/[Server4].

- Destination URL**
For entering the URL of the live distribution destination beginning with "rtmp://" in the destination URL.
There is no default value (blank).
* You can enter up to 191 characters and ASCII characters.
- Stream Key**
Enter the stream key specified at the live transmission destination.
There is no default value (blank).
* Enter not more than 63 characters.
- Adaptive Bit Rate**
If "On" is selected, the bit rate is changed automatically according to changes in the network bandwidth.
This bit rate is limited by the value set for the bit rate setting item during live streaming.
[Setting Values: On, ●Off]

Memo :

- Adaptive bit rate setting is possible only when [Type] is set to "ZIXI" and [Latency] is set to either "Medium" or "Low".

Setting value added to menu item [Latency] (890 / 850 / 650)

"Minimum(ZIXI Off)" is added to [Latency] when [System] → [Network] / [Settings] → [Live Streaming Set] → [Streaming Server] → [Server1]/[Server2]/[Server3]/[Server4] → [Type] is set to "ZIXI".
[Setting Values: Medium, ●Low, Minimum(ZIXI Off)]

Zixi information added and operation change in the Status

(Network) screen (890 / 850 / 650)

The following items are added to the Status (Network) screen when [Live Streaming Set] is set to "ZIXI".

- Uptime
- Total
- Recovered
- Not Recovered
- Bit Rate

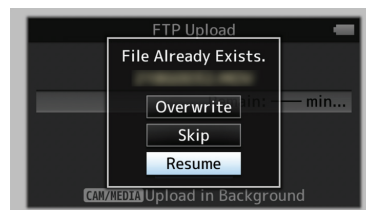
In addition, pressing the "Menu" button while the Status (Network) screen is displayed will display the "Network Settings" screen.

Memo :

- "Bit Rate" is displayed only when [System] → [Network] / [Settings] → [Live Streaming Set] → [Streaming Server] → [Server1]/[Server2]/[Server3]/[Server4] → [Type] is set to "ZIXI" and [Adaptive Bit Rate] is set to "On".

FTP resume feature added (890 / 850 / 650)

When FTP transfer starts and there is a file of the same name on the server with a file size smaller than the file to be transferred, the file on the server will be regarded as an interrupted file during a FTP transfer. A confirmation screen to resume transfer (append writing) appears.



If "Resume" is selected, FTP transfer is carried out such that it appends from the position where it was interrupted.
When FTP transfer ends normally, "Successfully Completed." appears on the screen.

Memo :

- FTP server equipped with resume function is required.
- If [System] → [Network] / [Settings] → [Clip Server] → [Clip-FTP1]/[Clip-FTP2]/[Clip-FTP3]/[Clip-FTP-4] → [Protocol] is set to "SFTP", the "Resume" function is disabled.
- If "HTTP" is selected in the [Select FTP Proxy] screen of the network connection setting, the resume function is disabled.

File format setting value added to MXF(MPEG2) definition

(890 / 850 / 650)

If "MXF(MPEG2)" is selected in [System] → [Record Set] → [Record Format] → [A Format], "1280x720" can be selected from the [A Resolution] setting values. You can also select 60p (HQ) or 50p (HQ) for [A Frame Rate / Bit Rate].

Memo :

- For GY-HM890 and GY-HM850 series, the option is fixed under the following conditions.
When 60/30/24 is selected in [System] → [System Frequency], [A Frame Rate / Bit Rate] is fixed at 60p (HQ).
When 50/25 is selected in [System] → [System Frequency], [A Frame Rate / Bit Rate] is fixed at 50p (HQ).

Language (Turkish) support added * E model only

"Türkçe" is added to [System] → [Language].

Manufacturer

JVCKENWOOD Corporation

3-12, Moriya-cyo, Kanagawa-ku, Yokohama-shi,
Kanagawa 221-0022, Japan

Importer (EU only)

JVCKENWOOD U.K. Limited

12 Priestley Way, London NW2 7BA,
United Kingdom

Free Manuals Download Website

<http://myh66.com>

<http://usermanuals.us>

<http://www.somanuals.com>

<http://www.4manuals.cc>

<http://www.manual-lib.com>

<http://www.404manual.com>

<http://www.luxmanual.com>

<http://aubethermostatmanual.com>

Golf course search by state

<http://golfingnear.com>

Email search by domain

<http://emailbydomain.com>

Auto manuals search

<http://auto.somanuals.com>

TV manuals search

<http://tv.somanuals.com>