

lenovo

Lenovo S920

User's Manual v1.0

Website: www.lenovo.com



147004235



Lenovo Mobile Phone

User's Manual

Model: Lenovo S920

Read this manual carefully
before operating the handset

Specifications

Product: Mobile phone WCDMA\GSM

Model: Lenovo S920

Operating system: Android 4.2

Size: Approximately 77.7*154*7.9mm

Weight: Approximately 155g (including battery)

Standby time: Max. 520 hours *

Battery capacity: 2250 mAh

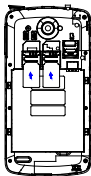
*may vary depending on local signal strength

Initial Setup Procedure

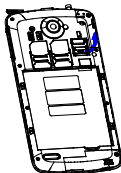
Charging the phone



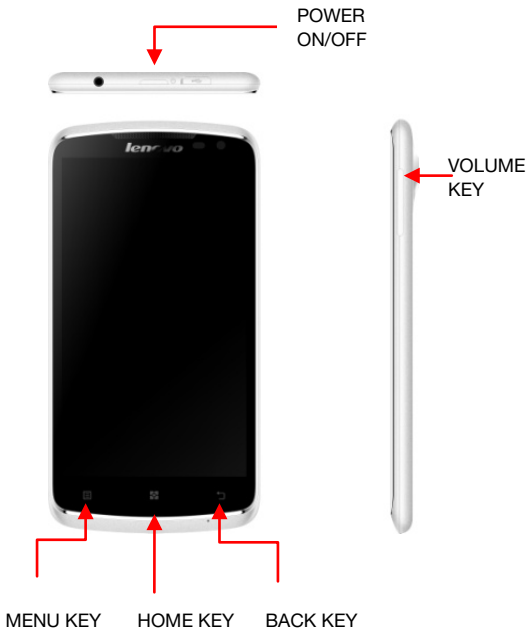
Inserting the SIM cards



Inserting the memory card








Port Assignment and Button Layout



	KEY	Description
1	HOME KEY	Press to return to the idle interface
2	MENU KEY	Press to enter the quick setting menu
3	BACK KEY	Press to return to the superior menu.
4	VOLUME KEY	Press to increase or decrease volume.
5	POWER ON/OFF	Short-click this button to lock the screen function, long-press the key to power on/off the phone.

Applications Overview

	Browser	Browse websites. The web browser in this unit can access the Internet via the WLAN network for business and personal use.
	Email	Receive/Send and view mails by linking directly to your mailbox.
	Gallery	Browse and edits images. In an image full-screen page it supports slideshow functions, and operations such as Share, Set as, and Details.
	Contacts	Add or delete contacts, and edit or delete contact details.
	Calendar	Create new events, toggle the day view, week view and month view, and enable the event reminder function.

Gravity Sensor

The Gravity sensor automatically rotates the screen according to the rotation of the device. To unlock the screen direction: **Menu > Settings > All settings > Display > Auto-rotate screen.**

After launching an application, you can rotate the screen in your preferred direction.



Precautions and Tips for S920

Never drop, strike, scratch, twist, knock, vibrate or push the S920 or place any heavy objects on it.

Gently touch the S920.

Keep the S920 away from any magnetic substances, mobile phones in conversation, electrical appliances or speakers.

Avoid exposing the S920 to extreme temperatures (lower than -10°C or higher than 50°C).

Do not place the S920 in a damp environment.

Do not use corrosive detergents or solvents to clean your S920. Just wipe the S920 screen with a damp, soft, lint-free cloth to clear fingerprints off it.

For your Safety and Notice

Please read these safety guidelines before using your mobile phone to assure the safe and obey the law.

For driving safety

While driving please obey local laws and regulations with regard to mobile phone use. Under very rare circumstances using the mobile phone in certain model cars may negatively effect the internal electronic equipment. In order to assure your safety under such circumstances please do not use the mobile phone. If your car is equipped with an airbag, please do not place your phone on top of, or within the contact area of the airbag in order to avoid seriously harming the driver or passenger when the airbag inflates.

Please turn off your mobile phone on airplanes

Please turn off your mobile phone on airplanes, where restricted mobile phone use, otherwise the normal operation of electrical equipment will be affected.

Near volatile area

Please obey laws, regulations and signs, turn off your cell phone when near an area of volatile materials.

Near danger materials area

Please obey laws, regulations and signs, turn off your cell phone when near an area storing fuel, chemicals.

In hospital

Please turn off your mobile phone in hospitals especially near the medical instruments. Otherwise the normal operation of medical instruments will be affected by mobile phone and any other wireless transferring device. Please obey local regulations when using your mobile phone.

Interfere

Please do not use your mobile phone near low signal or precision electronic equipment. Radio wave interference may cause the malfunctioning of such electronic equipment and other problems.

Professional Service

Only professionals can assembly and repair the phone. Otherwise will be danger and damage the device and can not get the repairing guarantee.

Accessories and battery

In order to prevent damage to your mobile phone, only accessories, designated by your manufacturer such as batteries and charge, may be used with your mobile

phone. The use of other batteries or chargers could result in battery leakage, overheating, cracking, fire or other malfunctions.

Do not dispose of old batteries with everyday domestic garbage. Please dispose of old batteries at the directed places with specific rules for their disposal.

Use normally

Please do not subject your mobile phone to high temperatures (over 50°C) such as in direct sunlight, high humidity or dusty places; otherwise this may lead to the malfunction of your mobile phone.

Please do not use alcohol, thinner, benzene or other solvents to wipe the mobile phone. Use a soft, dry cloth or anti-static cloth to clean the mobile phone, battery and charger.

Children's safety

Please do not put your mobile phone and accessories on any place where the children can get touch with them.

Battery Safety

CAUTION:

RISK OF EXPLOSION IF BATTERY IS REPLACED BY AN INCORRECT TYPE.

DISPOSE OF USED BATTERIES ACCORDING TO THE INSTRUCTIONS.

Only Lenovo approved batteries, chargers and

accessories may be used. Lenovo does not give any performance or safety assurance for any products which are not made or approved by Lenovo.

Do not disassemble or modify the battery, as this will cause the battery to leak, overheat, crack and catch fire. Do not dispose of old batteries with everyday domestic garbage. Please dispose of old batteries at the directed places with specific rules for their disposal.

Please do not put/throw batteries into a fire, as this will cause the battery to catch fire and explode.

When installing the battery, do not use force or pressure, as this will cause the battery to leak, overheat, crack and catch fire.

Please do not use wires, needles or other metal objects to short-circuit the battery. Also, do not put the battery near necklaces or other metal objects, as this will cause the battery to leak, overheat, crack and catch fire.

Please do not solder the contact points of the battery, as this will cause the battery to leak, overheat, crack and catch fire. If the liquid in the batteries goes into the eyes, there is a risk of blindness. If this occurs do not rub the eyes, but immediately rinse eyes with clear water and go to the hospital for treatment.

Please do not use or place the batteries near high temperature places such as near a fire or heating vessel, as this will cause the battery to leak, overheat, crack and catch fire.

If the battery overheats, changes color, or becomes distorted during use, charging, or storage, please stop

using and replace it with a new battery.

If the liquid from the battery comes in contact with skin or clothing this could cause burning of the skin. Immediately use clear water to rinse and seek medical attention if necessary.

If the battery leaks or gives off a strange odor, please remove the battery from the vicinity of the open fire to avoid a fire or explosion.

Please do not let the battery become wet as this will cause the battery to overheat, smoke and corrode.

Please do not continuously charge for more than 24 hours.

Please place the battery in a cool, shady and well-ventilated place out of direct sunlight.

Charger safety

Only Lenovo approved batteries, chargers and accessories may be used. Lenovo does not give any performance or safety assurance for any products which are not made or approved by Lenovo.

Please charge with dedicated voltage. Using mismatched power will damage the mobile phone and charger.

Short circuit charger is forbidden. It will cause electric shock and damage the charger.

If the power line is damaged, please do not use the charger.

Please keep the charger free from dust all the time.

Keep charger away from liquid. Spilled liquid will dangerous the charger .

If charger has close contact with liquid, take off the charger from socket immediately to prevent further damage.

Do not modify or dismantle the charger. Unauthorized modify or dismantle will result in damaging the charger or personnel.

Please do not charge in humidity place. Humidity will cause over heat, corrosion of the batteries.

Do not touch the charger, power line or socket with wet hands. Doing so may give you an electric shock or damage the phone.

Do not store heavy article on top of power line or dismantle it. Doing so will cause electric shock and fire.

Unplug the charger from socket before cleaning and maintenance.

Take the terminal to unplug the charger. Pulling the power line to unplug will damage the charger and cause electric shock or fire.

Use Safety, Clearing and Maintenance

Please always keep the phone at room temperature between $-10^{\circ}\text{C}\sim 50^{\circ}\text{C}$ and humidity between 35%~85%.

Please do not use your mobile phone near low signal or precision electronic equipment. Radio wave interference may cause the malfunctioning of such electronic equipment and other problems. Special attention must be paid near the following equipment: hearing aids, pacemakers and other electronic medical equipment, smoke detectors, automatic doors and other automatic control installations. To find out the effect of mobile

phones on a pacemaker or other piece of electronic medical equipment please contact the manufacturers or local sales agents of the equipment.

This mobile phone is equipped with an auto power on function. Please refer to the mobile phone's clock setting to assure that the mobile phone will not automatically turn on during a plane flight.

To avoid the mobile phone malfunctioning, or catching fire, please do not violently impact, jolt or throw your mobile phone.

Please do not place the batteries, mobile phone or charger in a microwave oven or high-pressure equipment. Otherwise it could lead to unexpected accidents such as damage to the circuitry or fire.

Please do not use your mobile phone near flammable or volatile gases, otherwise it could cause malfunctioning or fire.

Please do not put your mobile phone at high temperatures, high humidity or dusty places, otherwise this may lead to the malfunction of your mobile phone.

Do not disassemble or modify the mobile phone, as it will lead to damage to the phone such as battery leakage or circuitry failure.

Please do not use needles, pen tips, or other sharp objects on the keypad as this may damage the mobile phone or cause it to malfunction.

Avoid having the mobile phone come into contact with water or other liquids. If liquids enter the phone, this could cause a short circuit, battery leak or other malfunction.

The mobile phone, battery and charger are not water resistant. Please do not use them in the bathroom or other excessively moist areas and likewise avoid allowing them to get wet in the rain.

Use a soft, dry cloth to clean the mobile phone, battery and charger.

Please do not use alcohol, thinner, benzene or other solvents to wipe the mobile phone.

A dirty outlet will cause poor electrical contact, lose of power and even inability to recharge. Please clean regularly.

Prevent hearing damage

Your Mobile phone has a headphone connector. Always use the headphone connector for headphones (also called a headset) or earphones.

CAUTION:

Excessive sound pressure from earphones and headphones can cause hearing loss. Adjustment of the equalizer to maximum increases the earphone and headphone output voltage and the sound pressure level. Therefore, to protect your hearing, adjust the equalizer to an appropriate level.

Excessive use of headphones or earphones for a long period of time at high volume can be dangerous if the output of the headphone or earphone connectors do not comply with specifications of EN 50332-2.

The headphone output connector of your Mobile phone

complies with EN 50332-2 Sub clause 7. This specification limits the Mobile phone maximum wide band true RMS output voltage to 150 mV. To help protect against hearing loss, ensure that the headphones or earphones you use also comply with EN 50332-2 (Clause 7 limits) for a wide band characteristic voltage of 75 mV. Using headphones that do not comply with EN 50332-2 can be dangerous due to excessive sound pressure levels.

If your Mobile phone came with headphones or earphones in the package, as a set, the combination of the headphones or earphones and the Mobile phone already complies with the specifications of EN 50332-1. If different headphones or earphones are used, ensure that they comply with EN 50332-1 (Clause 6.5 Limitation Values). Using headphones that do not comply with EN 50332-1 can be dangerous due to excessive sound pressure levels.

Take care when using your Mobile phone in a motor vehicle or on a bicycle

Always prioritize your safety and the safety of others. Follow the law. Local laws and regulations might govern how you can use mobile electronic devices, such as your Mobile phone, while you drive a motor vehicle or ride a bicycle.

Dispose according to local laws and regulations

When your Mobile phone reaches the end of its useful life, do not crush, incinerate, immerse in water, or dispose of your Mobile phone in any manner contrary to local laws and regulations. Some internal parts contain substances that can explode, leak, or have an adverse environmental affect if disposed of incorrectly.

See “Recycling and environmental information” for additional information.

Keep your Mobile phone and accessories away from small children

Your Mobile phone contains small parts that can be a choking hazard to small children.

Additionally, the glass screen can break or crack if dropped on or thrown against a hard surface.

Protect your data and software

Do not delete unknown files or change the name of files or directories that were not created by you; otherwise, your Mobile phone software might fail to work.

Be aware that accessing network resources can leave your Mobile phone vulnerable to computer viruses, hackers, spyware, and other malicious activities that might damage your Mobile phone, software, or data. It is your responsibility to ensure that you have adequate protection in the form of firewalls, antivirus software, and anti-spyware software and keep this software up to date.

Keep electrical appliances such as an electric fan, radio, high-powered speakers, air conditioner, and microwave oven away from your Mobile phone because the strong magnetic fields generated by these appliances can damage the screen and the data on the Mobile phone.

Be aware of heat generated by your Mobile phone

When your Mobile phone is turned on or the battery is charging, some parts might become hot. The temperature that they reach depends on the amount of system activity and the level of charge in the battery. Extended contact with your body, even through clothing, could cause discomfort or even a skin burn. Avoid keeping your hands, your lap, or any other part of your body in contact with a hot section of the Mobile phone for any extended time.

Polyvinyl Chloride (PVC) cable and cord notice

WARNING: Handling the cord on this product or cords associated with accessories sold with this product will expose you to lead, a chemical known to the State of California to cause cancer, and birth defects or other reproductive harm. Wash hands after handling.

European Community Compliance Statement

Assessment of compliance of the product with the requirements relating to the Radio and Telecommunication Terminal Equipment Directive (EC Directive 1999/5/EC) was performed by CETECOM (Notified Body No.0682), based on the following standards:

■ Health (Article 3.1(a) of the R&TTE Directive)

Applied Standard(s):

EN 50360:2001/A1:2012/EN 62209-1:2006/-2:2010/
EN62311: 2008
/ EN 62479:2010

■ Safety (Article 3.1(a) of the R&TTE Directive)

Applied Standard(s):

EN 60950-1:2006/A11:2009+A1:2010+A12:2011
EN 50332-1:2000/-2:200

■ Electromagnetic compatibility (Article 3.1 (b) of the R&TTE Directive)

Applied Standard(s):

EN 301 489-1 V1.9.2/-3 V1.4.1/-7 V1.3.1/-17 V2.1.1/-24
V1.5.1

■ Radio frequency spectrum usage (Article 3.2 of the R&TTE Directive)

Applied Standard(s):

EN 301 511 V9.0.2
EN 301 908-1/ -2 V5.2.1
EN 300 328 V1.7.1

EN 300 440-1V1.6.1/ -2 V1.4.1

This device has been tested to comply with the Sound Pressure Level requirement laid down in the applicable EN 50332-1 and/or EN 50332-2 standards. Permanent hearing loss may occur if earphones or headphones are used at high volume for prolonged periods of time.



Warning statement:

A pleine puissance, l'écoute prolongée du baladeur peut endommager l'oreille de l'utilisateur.

Specific Absorption Rate (SAR) certification information

THIS DEVICE MEETS INTERNATIONAL GUIDELINES FOR EXPOSURE TO RADIO WAVES

Your mobile device is a radio transmitter and receiver. It is designed not to exceed the limits for exposure to radio waves (radio frequency electromagnetic fields) recommended by international guidelines. The guidelines were developed by an independent scientific organization (ICNIPP) and include a substantial safety margin designed to assure the safety of all persons, regardless of age and health.

The radio wave exposure guidelines use a unit of measurement known as the Specific Absorption Rate, or SAR. The European Union SAR limit for mobile devices is 2.0W/kg averaged over 10 grams of tissue. The India SAR limit for mobile devices is 1.6W/kg averaged over 1 grams of tissue.

The highest SAR value for your Lenovo device when tested for use at the head and body is outlined as follows:

Position	SAR(W/kg) for 1 g	SAR(W/kg) for 10 g
Head	0.463	0.571
Body-worn	0.445	0.337

During use, the actual SAR values for this device are usually well below the values stated above. This is because, for purposes of system efficiency and to minimize interference on the network, the operating power of your mobile devices is automatically decreased when full power is not needed for the call. The lower the power output of the device, the lower its SAR value.

A body-worn SAR test has been performed on this device at a separation distance of 1.5cm. To meet RF exposure guidelines during body-worn operation, the device must be positioned at least 1.5cm away from the body.



Organizations such as the World Health Organisation and the US Food and Drug Administration have suggested that if people are concerned and want to reduce their exposure, they could use a hands-free accessory to keep the wireless device away from the head and body during use, or reduce the amount of time spent using the device.

Recycling and environmental information

General recycling statement

Lenovo encourages owners of information technology (IT) equipment to responsibly recycle their equipment when it is no longer needed. Lenovo offers a variety of programs and services to assist equipment owners in recycling their IT products. For information on recycling Lenovo products, go to: <http://www.lenovo.com/recycling>

Important WEEE information

 	Country-specific information is available at http://www.lenovo.com/recycling .
---	--

Recycling information for India

Recycling and disposal information for India is available at:

http://www.lenovo.com/social_responsibility/us/en/sustainability/ptb_india.html

Additional recycling statements

Additional information about recycling computer components and batteries is in your User Guide. See “Accessing your User Guide” for details.

Restriction of Hazardous Substances Directive (RoHS)

Ukraine RoHS

Цим підтверджуємо, що продукція Леново відповідає вимогам нормативних актів України, які обмежують вміст небезпечних речовин.

India RoHS

RoHS compliant as per E-Waste (Management & Handling) Rules, 2011.

Version number: V1.0

Free Manuals Download Website

<http://myh66.com>

<http://usermanuals.us>

<http://www.somanuals.com>

<http://www.4manuals.cc>

<http://www.manual-lib.com>

<http://www.404manual.com>

<http://www.luxmanual.com>

<http://aubethermostatmanual.com>

Golf course search by state

<http://golfingnear.com>

Email search by domain

<http://emailbydomain.com>

Auto manuals search

<http://auto.somanuals.com>

TV manuals search

<http://tv.somanuals.com>