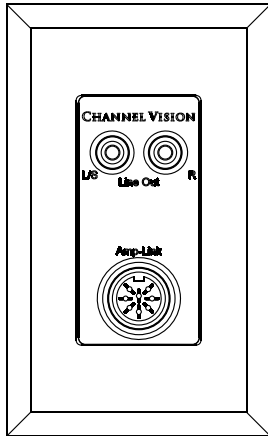


INSTRUCTIONS




A0302

Speaker to Line Level Converter


Accessories

The A0302 supplied with accessories to help make the installation quick and easy.

Screwless Decorator Trim Plate



Mounting Screws

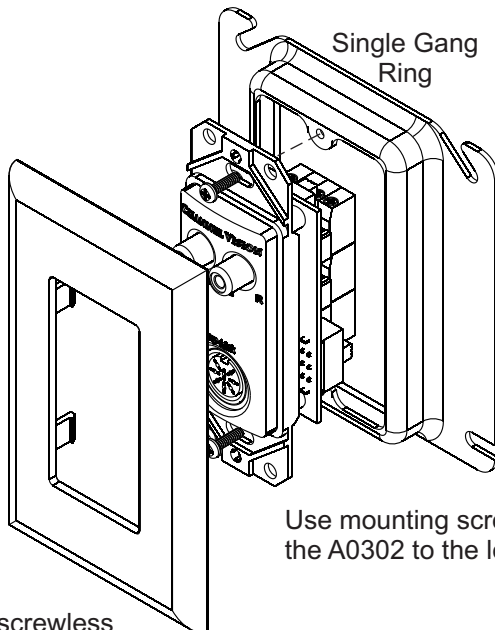


Amp-Link Cable



Installation

The A0302 mounts to a standard single gang box or low voltage ring.

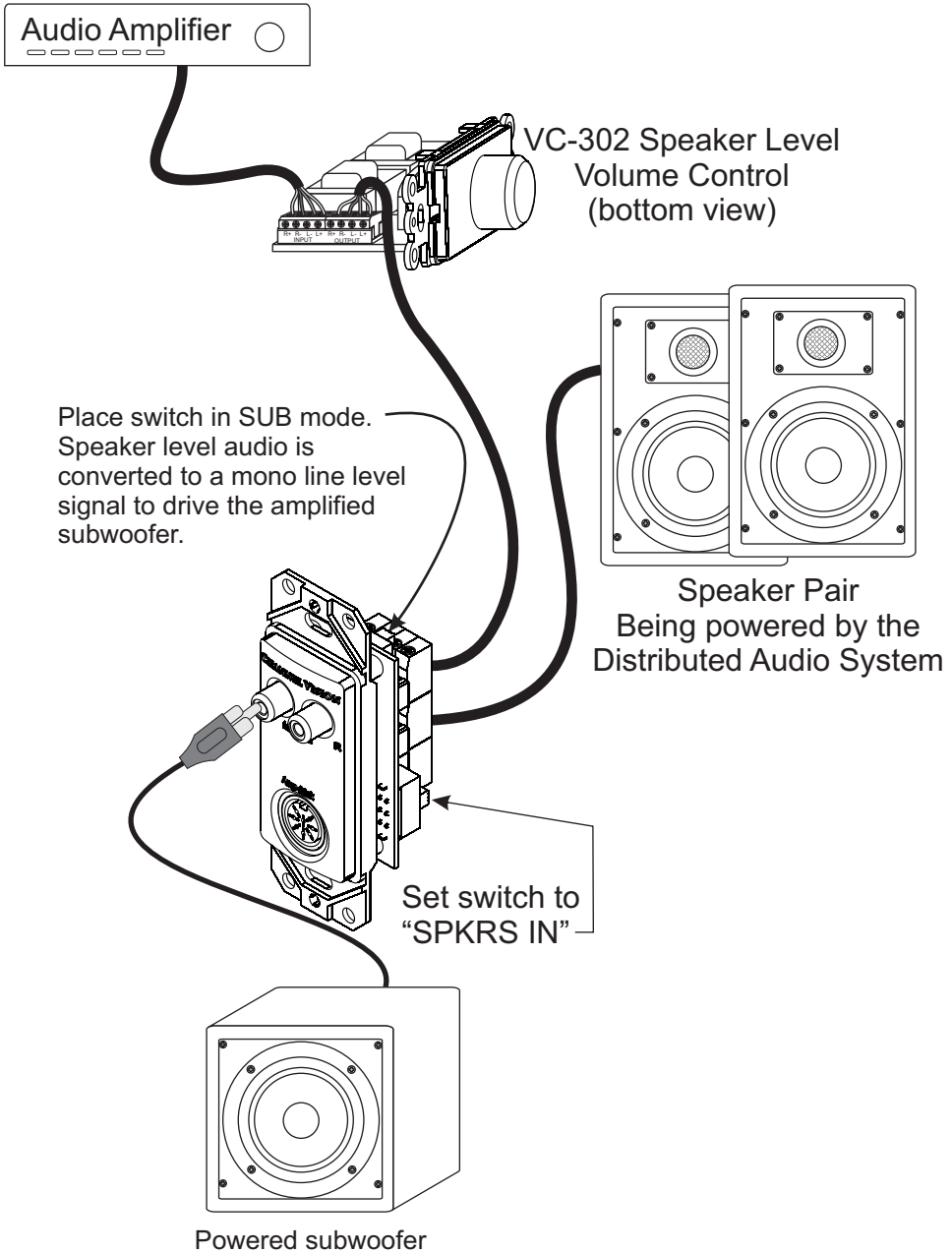


Use mounting screws to attach the A0302 to the low voltage ring.

Snap on the screwless decorator trim plate.

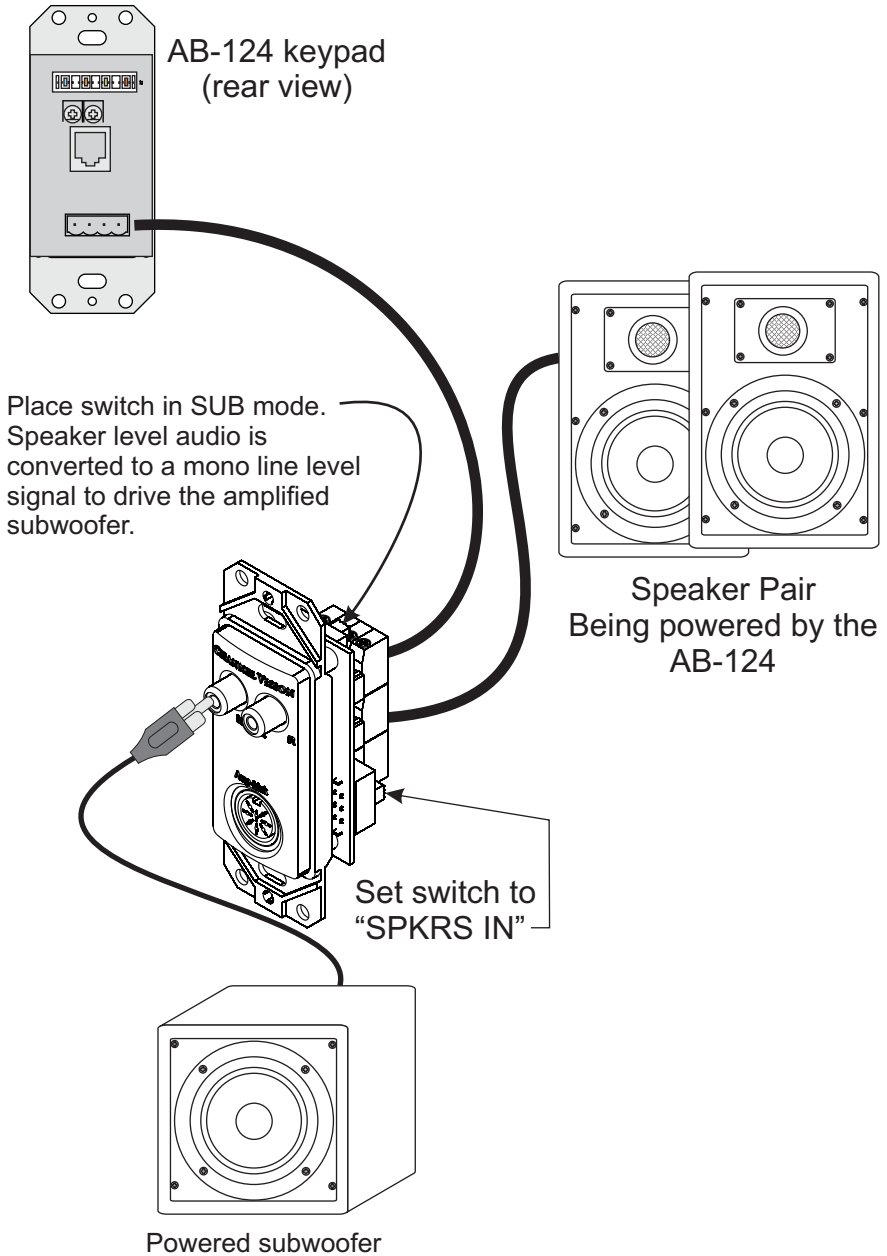
Adding a powered subwoofer to any distributed audio system

The A0302 makes it easy to add a subwoofer to your distributed audio system. The configuration below will provide a mono output for a subwoofer.



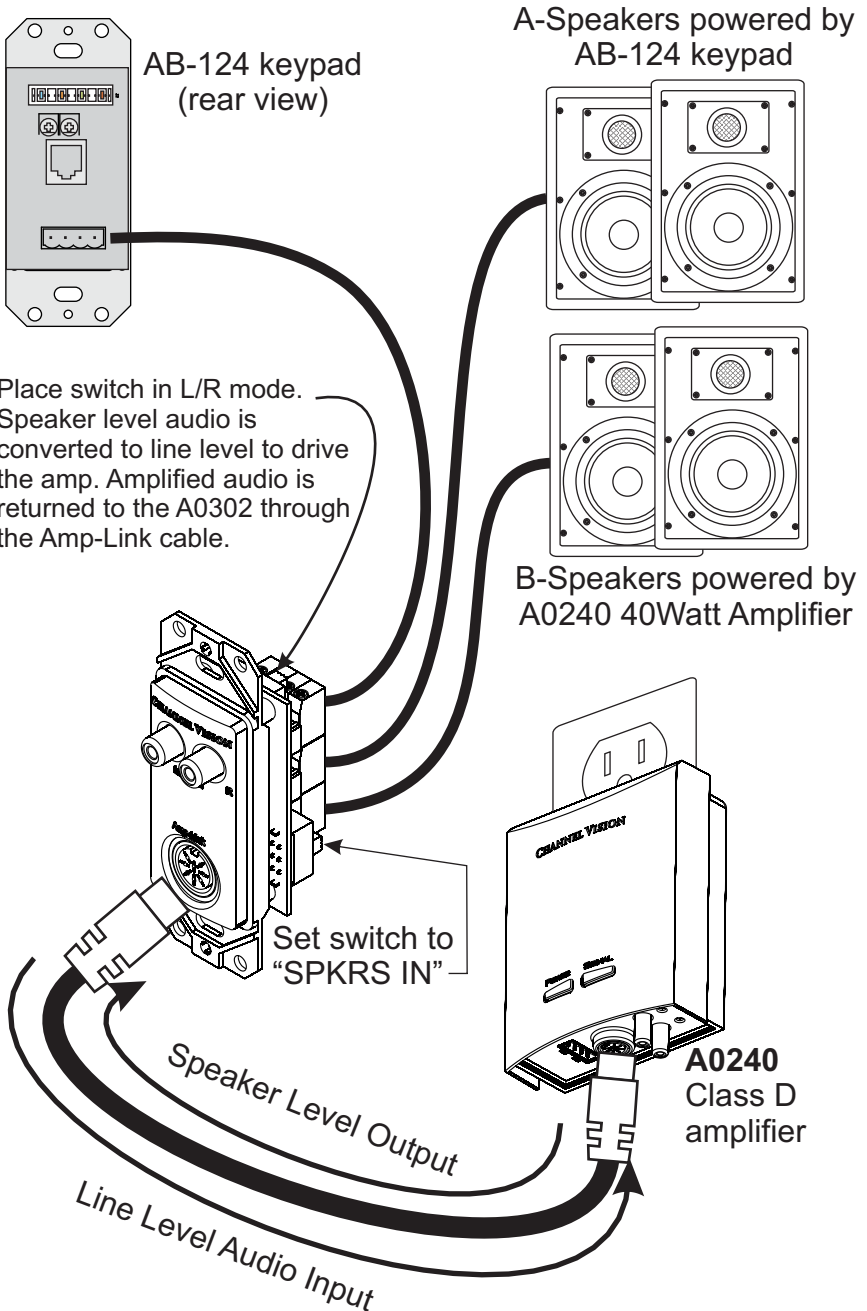
Adding a powered subwoofer to A-BUS® systems

The A0302 makes it easy to add a subwoofer to your A-BUS system. The configuration below will provide a mono output for a subwoofer.



Using the A0302 with the A0240

The A0302 is the perfect complement to Channel Vision's A0240 amplifier. It can utilize the Amp-Link connection, which provides a clean way to interrupt the speaker-level audio from a low-power system and output 40 Watts per channel to the speakers.



Using the input switch

This switch allows you to select which input connector you want to use to route signals to the RCA outputs and the Amp-Link connector.

Speaker-Level
input from
an amplifier

Line-Level
input
(not amplified)

Color Code:

L in = Green

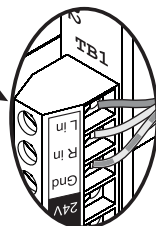
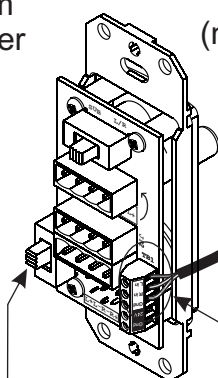
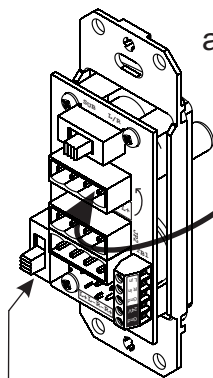
R in = Orange

Gnd = Orange Stripe

Power

24V = Brown

Gnd = Brown Stripe



Set switch to
"SPKRS IN"

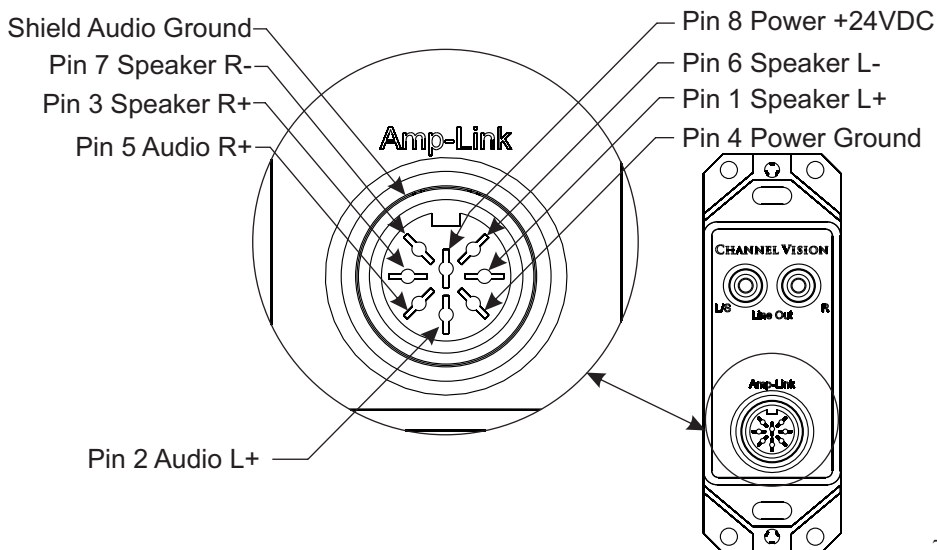
Set switch to
"L/R IN"

Connect as shown.

Note: The Left and Right line-level
input share a ground connection.

Amp-Link Pin Out

The A0302 provides a special Amp-Link connection that is intended to be used with Channel Vision A0240 amplifier. The pin out is provided here for reference.





10 Year Limited Warranty

Channel Vision Technology will repair or replace any defect in material or workmanship which occurs during normal use of this product with new or rebuilt parts, free of charge in the USA, for ten years from the date of original purchase. This is a no hassle warranty with no mail in warranty card needed. This warranty does not cover damages in shipment, failures caused by other products not supplied by Channel Vision Technology, or failures due to accident, misuse, abuse, or alteration of the equipment. This warranty is extended only to the original purchaser, and a purchase receipt, invoice, or other proof of original purchase date will be required before warranty repairs are provided.

Mail in service can be obtained during the warranty period by calling (714) 424-6500. A Return Authorization number must be obtained in advance and can be marked on the outside of the shipping carton.

This warranty gives you specific legal rights and you may have other rights (which vary from state to state). If a problem with this product develops during or after the warranty period, please contact Channel Vision Technology, your dealer or any factory-authorized service center.

Specifications: (typical at 25 degrees C)

Maximum input power	100 Watts RMS
Nominal line out level	1.2VRMS @ max. input power
Maximum pass through power	100 Watts RMS

Frequency Range:

L/R mode	20Hz - 20kHz +/-0.5dB
Sub mode	20Hz - 150Hz +/-0.5dB (-6dB @ 200Hz)

Specifications subject to change without notice

A-BUS is a registered trademark of LeisureTech Electronics Pty Ltd



234 Fischer Avenue, Costa Mesa, California 92626 USA
(714)424-6500 • (800)840-0288 • (714)424-6510 fax
email: techsupport@channelvision.com

Free Manuals Download Website

<http://myh66.com>

<http://usermanuals.us>

<http://www.somanuals.com>

<http://www.4manuals.cc>

<http://www.manual-lib.com>

<http://www.404manual.com>

<http://www.luxmanual.com>

<http://aubethermostatmanual.com>

Golf course search by state

<http://golfingnear.com>

Email search by domain

<http://emailbydomain.com>

Auto manuals search

<http://auto.somanuals.com>

TV manuals search

<http://tv.somanuals.com>