

UNITE® 20 Pro Webcam



ClearOne® Contacts

Headquarters

5225 Wiley Post Way Suite 500
Salt Lake City, UT 84116

Sales

Tel: +1.801.975.7200
sales@clearone.com

Headquarters

Tel: +1.801.975-7200

Technical Support

Tel: +1.801.974.3760
videotechsupport@clearone.com

Notices

© 2022 ClearOne, Inc. All rights reserved.

Information in this document is subject to change without notice.

Document: QSG-0094-001 V1.0 January 2022

Compliance

Details about compliance for the UNITE® 50 4K AF Camera are available online on ClearOne's website (www.clearone.com) in the Resource Library.

Important Safety Information

Before you set up the camera, read this manual carefully. Follow the setup instructions indicated in this manual.

Keep this manual for future use.

To prevent electric shock, do not remove screws or the camera housing. No self-serviceable parts are inside the housing.

WARNING: TO PREVENT FIRE OR ELECTRICAL SHOCK HAZARD, DO NOT EXPOSE THIS PRODUCT TO RAIN OR MOISTURE



THE LIGHTING FLASH AND ARROWHEAD WITHIN THE TRIANGLE IS A WARNING SIGN ALERTING YOU OF DANGEROUS VOLTAGE INSIDE THE PRODUCT.

CAUTION

RISK OF ELECTRIC SHOCK DO NOT OPEN
AVIS RISQUE DU CHOC ELECTRIQUE - NE PAS OUVRIR

CAUTION: TO REDUCE THE RISK OF ELECTRIC SHOCK, DO NOT REMOVE COVER (OR BACK) NO USER SERVICEABLE PARTS INSIDE. REFER SERVICING TO QUALIFIED SERVICE PERSONNEL.



THE EXCLAMATION POINT WITHIN THE TRIANGLE IS A WARNING SIGN ALERTING YOU OF IMPORTANT INSTRUCTIONS ACCOMPANYING THE PRODUCT.



Use only in non-tropical locations.



Use only at altitudes of 2000 meters or less.

SEE MARKING ON BOTTOM/BACK OF PRODUCT

Product Features

1080P Full HD Super Wide Angle

Supports 1080P HD, providing up to 1080@30fps/25fps image encoding output, while being backward compatible with 720p resolution. Wide field of view, horizontal field of view up to 120 °.

USB 2.0

Full-featured USB 2.0 interface, power supply, video, audio in one, can also support 2-channel USB video signal source + 1 audio source.

Built-in Microphone

Built-in microphone array, omnidirectional pickup, up to 3 meters pickup distance, unique noise suppression algorithm, make your voice presentation.


Low Illumination

The new CMOS image sensor with super-high noise-to-noise ratio at star level can effectively reduce image noise under low illumination conditions. At the same time, 2D and 3D noise reduction algorithms are applied, greatly reducing image noise, and maintaining the picture even under ultra-low illumination conditions. Clean and clear, image signal to noise ratio of up to 55dB or more.

Easy Installation

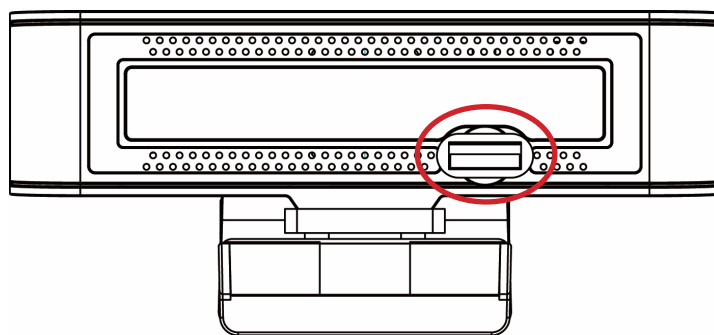
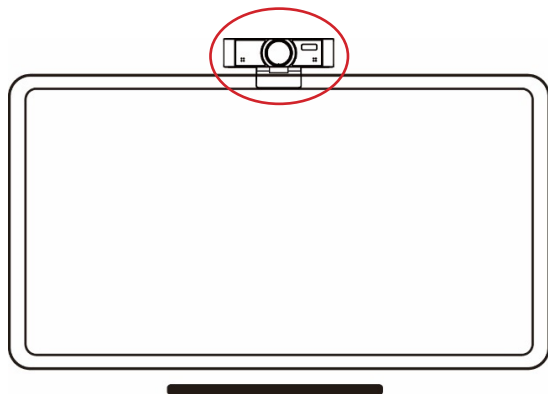
Standard with a damped rotating shaft bracket, adapted to almost 100% of displays on the market, easy to install, stable and reliable.

Main Parts of Camera



Installation and Use

1. Use the camera in stable lighting conditions.
2. Avoid use in or near facilities that transmit high-power radio waves, such as television stations or radio-transmitting station.
3. Avoid particularly bright objects, such as sunlight, lights, etc.
4. For monitors with a thickness of 170mm or less, you can mount the camera on the top of the monitor.
5. With a USB cable, connect the USB 2.0 connector on the back of the camera to a USB connector on your personal computer.



Care and Maintenance

1. During extended periods of non-use, disconnect the power switch.
2. To remove dust from the housing, use a soft cloth or cotton paper.
3. When you clean the camera lens, use a dry soft cloth to wipe. If needed, gently use a neutral cleaner. Do not use a strong or corrosive detergent.

Troubleshooting

Problem	Resolution
The image jitters.	Check stability of the location. Remove vibrating objects.
The image flashes.	Eliminate unstable lighting.

Packing List



Camera



Quick-Start Guide x 1

Carefully inspect the shipment. If the shipment shows obvious signs of damage, retain the box and packing material for inspection by the carrier. Contact the carrier immediately.

ClearOne is not responsible for product damage incurred during shipment.

Dimensions



Free Manuals Download Website

<http://myh66.com>

<http://usermanuals.us>

<http://www.somanuals.com>

<http://www.4manuals.cc>

<http://www.manual-lib.com>

<http://www.404manual.com>

<http://www.luxmanual.com>

<http://aubethermostatmanual.com>

Golf course search by state

<http://golfingnear.com>

Email search by domain

<http://emailbydomain.com>

Auto manuals search

<http://auto.somanuals.com>

TV manuals search

<http://tv.somanuals.com>