



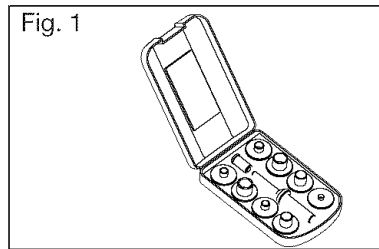
## ROUTER BUSHINGS

Model No. 320. 64180

### DESCRIPTION (Fig. 1)

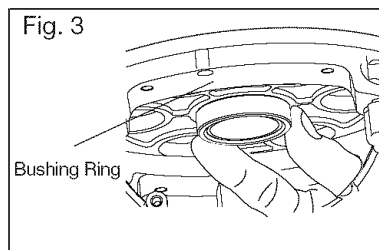
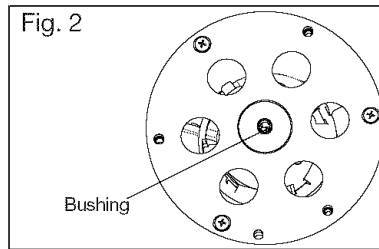
12-piece router bushing and centering cone set:

- 8 Bushings with outer diameters of: 3/8-in., 5/16-in., 7/16-in., 1/2-in., 5/8-in., 3/4-in., 51/64-in., and .40-in.
- 2 Locknuts
- 2-Piece Centering Cone for 1/4-in. and 1/2-in. collets
- Compatible the following Craftsman routers: 17540, 17541, 17542, 17543, 28084. and 28190. Compatible with previous models of Craftsman routers and many other routers when used with Craftsman fixed-base sub-base #3122924000 or Craftsman plunge-base sub-base #31216055000, both available from searsparts.com.



### TO INSTALL BUSHING (Fig. 2 and Fig. 3)

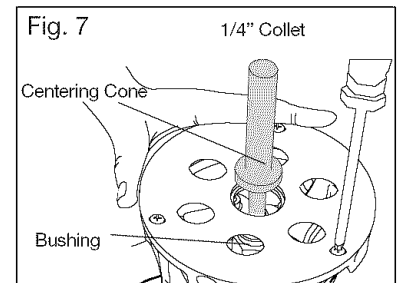
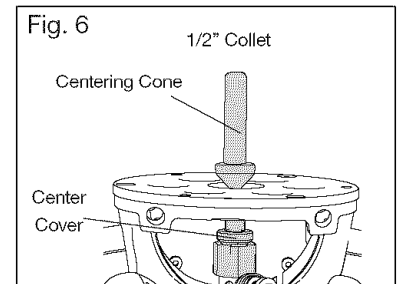
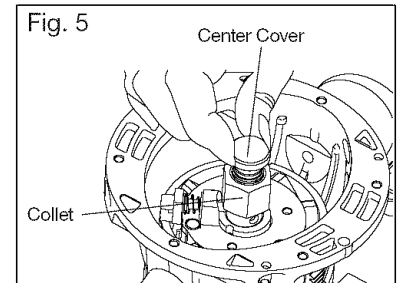
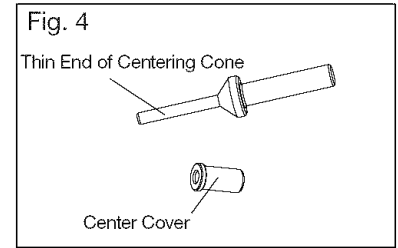
1. Unplug the router.
2. For a plunge-base router, put the bushing into the center hole of the sub-base, and screw in the bushing ring to secure it.
3. For a fixed-base router, remove the chip shield, then put the bushing into the center hole of the sub-base, and screw in the bushing ring to secure it.



### CENTER THE SUB-BASE WITH THE CENTERING CONE (Fig. 4)

For 1/2-in. and 1/4-in. collets:

1. Unplug the router.
2. Loosen the screws on the sub-base.
3. Remove the router sub-base.
4. Put the bushing (O.D. 5/16-in) into the center hole of the sub-base, and screw the bushing ring to secure it.
5. If a 1/2-in. collect is used, first insert the center cover into the collet as shown in Fig. 4. If the 1/4-in. collet is used, please skip this step.
6. Align the holes in the sub-base with the corresponding threaded holes on the perimeter of the router base plate.
7. Insert the screws, and tighten lightly so that the sub-base can be moved freely on the router base plate.
8. Insert the thin end of the centering cone into the collet, press down the centering cone until it stops in the hole of the bushing, then tighten the screws on sub-base to secure it. This will center the sub-base. (Fig. 6 and Fig. 7)



### WARRANTY

If this Craftsman tool fails to give complete satisfaction within one year from the date of purchase, return it to any Sears store or other Craftsman outlet in the United States for free replacement.

This warranty applies for only 90 days from the date of purchase if this product is ever used for commercial or rental purposes.

This warranty gives you specific legal rights, and you may also have other right,s which vary from state to state.

Sears, Roebuck and Co., Hoffman Estates IL 60179

## Free Manuals Download Website

<http://myh66.com>

<http://usermanuals.us>

<http://www.somanuals.com>

<http://www.4manuals.cc>

<http://www.manual-lib.com>

<http://www.404manual.com>

<http://www.luxmanual.com>

<http://aubethermostatmanual.com>

Golf course search by state

<http://golfingnear.com>

Email search by domain

<http://emailbydomain.com>

Auto manuals search

<http://auto.somanuals.com>

TV manuals search

<http://tv.somanuals.com>