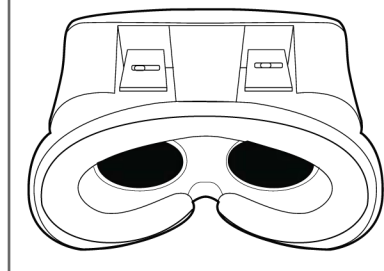


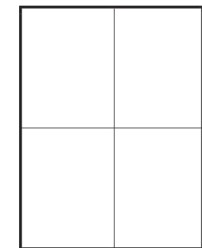
## User Guide



## In the Box

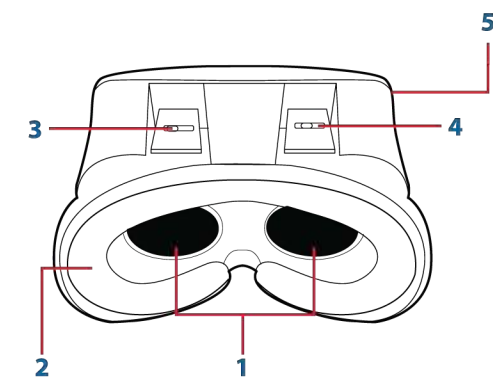


Virtual Reality Headset



Cleaning Cloth


## Location of Controls



1. Lenses
2. Foam Cushion
3. Focus Adjustment Wheel (Left)
4. Focus Adjustment Wheel (Right)
5. Cradle

## Viewing VR Apps

1. Open the App Store on your IOS device or Google Play Store on your Android device. Type "VR APPS" in the search field. Download your desired App and select it from your device's home screen.




2. The images in Virtual Reality apps will appear as two identical images. The Virtual Reality Headset uses two Biconvex lenses that create one full view.

**i** The mobile device's battery runtime may become shorter than normal when it is used with Virtual Reality Glasses since VR applications use more of the device's power and may contribute to a shorter battery life.

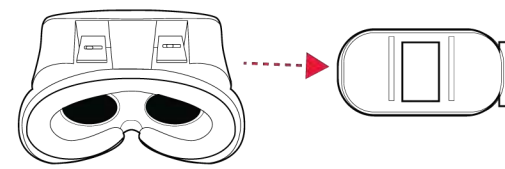
**i** The connected mobile device may become hotter than normal when used with Virtual Reality Glasses, especially if you are playing games for an extended period of time. This is normal and does not affect the mobile device's lifespan or performance.

3. Slide the cradle into the Virtual Reality Glasses.

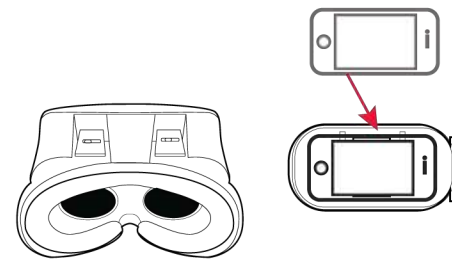


## Installing your Mobile Device

1. Carefully pull the tab outward to remove the cradle.

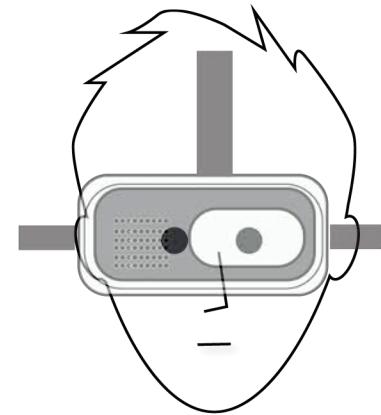


2. Place the edge of your mobile device on the clamp inside the cradle. The clamp will extend to the size of your phone. Make sure that your mobile device's screen is facing up.




## Wearing the Headset

1. Align your face with the foam cushioning and pull the strap over your head.



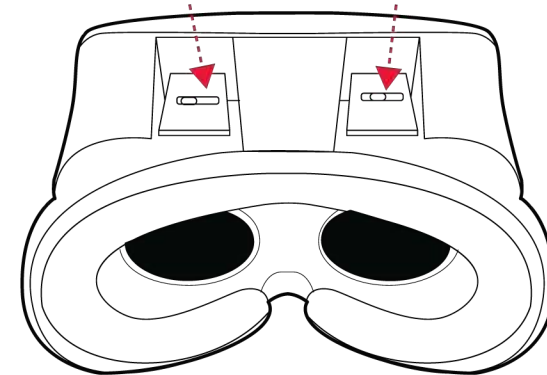
2. Adjust the head strap for a secure fit. Tighten the top strap to evenly distribute the weight around your head.



## Eye Distance Adjustment

1. If you feel that the lenses are too close to your eyes, use the Focus Adjustment Wheels on top of the VR Glasses to get the clearest possible image.

Focus Adjustment Wheel (Left)      Focus Adjustment Wheel (Right)



## Legal Information

### READ CAREFULLY AND KEEP THIS MANUAL

Caution: Any changes or modifications not expressly approved could void the user's authority to operate the equipment.

This device complies with Part 15 of the FCC Rules. Operation is subject to the following two conditions:  
(1) This device may not cause harmful interference, and  
(2) this device must accept any interference received, including interference that may cause undesired operation.

**Note:** This equipment has been tested and found to comply with the limits for a Class B digital device, pursuant to part 15 of the FCC Rules. These limits are designed to provide reasonable protection against harmful interference in a residential installation. This equipment generates, uses and can radiate radio frequency energy and, if not installed and used in accordance with the instructions, may cause harmful interference to radio communications. However, there is no guarantee that interference will not occur in a particular installation. If this equipment does cause harmful interference to radio or television reception, which can be determined by turning the equipment off and on, the user is encouraged to try to correct the interference by one or more of the following measures:

- Reorient or relocate the receiving antenna.
- Increase the separation between the equipment and receiver.
- Connect the equipment into an outlet on a circuit different from that to which the receiver is connected.
- Consult the dealer or an experienced radio/TV technician for help.

## Limited Warranty

### 90 Days Limited Warranty

In the unlikely event that this product is defective, or does not perform properly, you may within ninety (90) days from your original date of purchase return it to the authorized service center for repair or exchange.

### TO OBTAIN WARRANTY SERVICE:

- Call the Customer Support number located below, or go to our website portal to receive an SRO number.
- Provide proof of the date of purchase within the package (dated bill of sale).
- Prepay all shipping costs to the authorized service center, and remember to insure your return.
- Include a return shipping address (no P.O. Boxes), a telephone contact number, and the defective unit within the package.
- Describe the defect or reason you are returning the product.

Your product will be repaired or replaced, at our option, for the same or similar model of equal value if examination by the service center determines this product is defective. Products received damaged as a result of shipping will require you to file a claim with the carrier.

The shipping address of the authorized service center is:

**Customer Service Dept. 36**  
**c/o Southern Telecom**  
**400 Kennedy Drive**  
**Sayreville NJ 08872**

Should you have any questions or problems concerning this product, please contact our customer service department at:

Customer Support:  
Phone: 1-877-768-8481  
Monday-Friday 8AM-10PM(EST)

[www.southern telecom.com](http://www.southern telecom.com)  
Click on "Product Support"

### Warranty service not provided

This warranty does not cover damage resulting from accident, misuse, abuse, improper installation or operation, lack of reasonable care, and unauthorized modification. This warranty is voided in the event any unauthorized person opens, alters or repairs this product. All products being returned to the authorized service center for repair must be suitably packaged.

### Limitation of Warranty:

• THE WARRANTY STATED ABOVE IS THE ONLY WARRANTY APPLICABLE TO THIS PRODUCT. ALL OTHER WARRANTIES, EXPRESS OR IMPLIED (INCLUDING ALL IMPLIED WARRANTIES OF MERCHANTABILITY OR FITNESS FOR A PARTICULAR PURPOSE) ARE HEREBY DISCLAIMED. NO VERBAL OR WRITTEN INFORMATION GIVEN BY AIT, INC. ITS AGENTS, OR EMPLOYEES SHALL CREATE A WARRANTY OR IN ANY WAY INCREASE THE SCOPE OF THIS WARRANTY.

• REPAIR OR REPLACEMENT AS PROVIDED UNDER THIS WARRANTY IS THE EXCLUSIVE REMEDY OF THE CONSUMER. AIT, INC. SHALL NOT BE LIABLE FOR INCIDENTAL OR CONSEQUENTIAL DAMAGES RESULTING FROM THE USE OF THIS PRODUCT OR ARISING OUT OF ANY BREACH OF ANY EXPRESS OR IMPLIED WARRANTY ON THIS PRODUCT. THIS DISCLAIMER OF WARRANTIES AND LIMITED WARRANTY ARE GOVERNED BY THE LAWS OF THE STATE OF NEW YORK. EXCEPT TO THE EXTENT PROHIBITED BY APPLICABLE LAW, ANY IMPLIED WARRANTY OF MERCHANTABILITY OR FITNESS FOR A PARTICULAR PURPOSE ON THIS PRODUCT IS LIMITED TO THE APPLICABLE WARRANTY PERIOD SET FORTH ABOVE.

Some states do not allow the exclusion nor limitation of incidental or consequential damages, or limitations on how long an implied warranty lasts so the above limitations on exclusions may not apply to you. This warranty gives you specific legal rights, and you also may have other rights that vary from state to state.

## Free Manuals Download Website

<http://myh66.com>

<http://usermanuals.us>

<http://www.somanuals.com>

<http://www.4manuals.cc>

<http://www.manual-lib.com>

<http://www.404manual.com>

<http://www.luxmanual.com>

<http://aubethermostatmanual.com>

Golf course search by state

<http://golfingnear.com>

Email search by domain

<http://emailbydomain.com>

Auto manuals search

<http://auto.somanuals.com>

TV manuals search

<http://tv.somanuals.com>