



Bluetooth®
Handsfree Speaker

Model CK-1

FCC and telephone company information

FCC Part 15

This equipment has been tested and found to comply with the requirements for a Class B digital device under Part 15 of the Federal Communications Commission (FCC) rules. These requirements are intended to provide reasonable protection against harmful interference in a residential installation. This equipment generates, uses and can radiate radio frequency energy and, if not installed and used in accordance with the instructions, may cause harmful interference to radio communications. However, there is no guarantee that interference will not occur in a particular installation. If this equipment does cause harmful interference to radio or television reception, which can be determined by turning the equipment off and on, the user is encouraged to try to correct the interference by one or more of the following measures:

- Re-orient or relocate the receiving antenna.
- Increase the separation between the equipment and receiver.
- Connect the equipment into an outlet on a circuit different from that to which the receiver is connected.
- Consult the dealer or an experienced radio/TV technician for help.

Changes or modifications to this equipment not expressly approved by the party responsible for compliance could void the user's authority to operate the equipment.

Drive safe

Driving while talking on your mobile phone is dangerous, and illegal in many states.

Although this device enables drivers to conduct handsfree conversations, it is still dangerous to drive and use a mobile phone at the same time.

We recommend pulling over before making or answering calls, especially during adverse driving conditions. Please use your mobile phone, and our product responsibly while driving!

Safety information

- Check local laws regarding use of a mobile handset and handsfree speaker while driving. If you use the **Handsfree Speaker** while driving, ensure your attention and focus remains on your driving.
- Observe all signs in the designated areas where some electronic devices or RF radio products are required to be switched off. These could include airplanes, hospitals, blasting areas, and potentially explosive atmospheres.

Safety information (cont.)

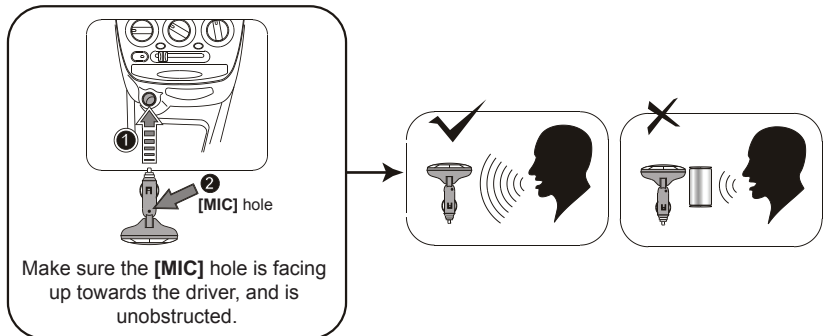
- Do not use your **Handsfree Speaker** in an aircraft.
- Do not mount or store your **Handsfree Speaker** over any air bag deployment area, serious injury may result from this.

Location of controls

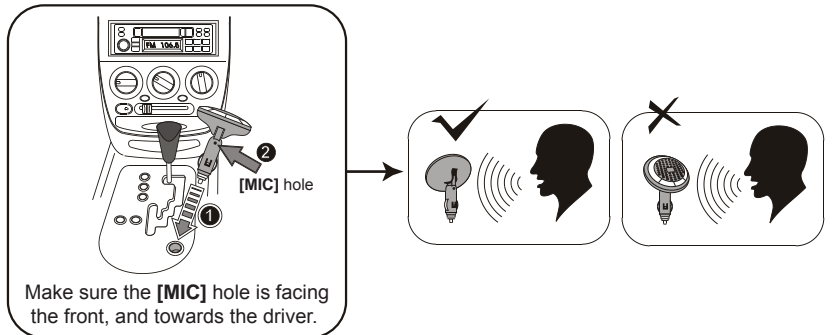


Installation

① Insert the **Handsfree Speaker** into your car's cigarette lighter socket.



OR





② Pair with your Bluetooth enabled phone.

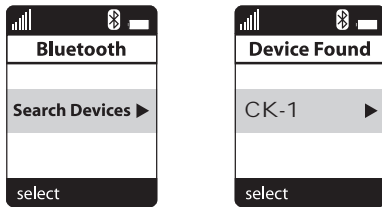


③ Incoming calls are voice announced.

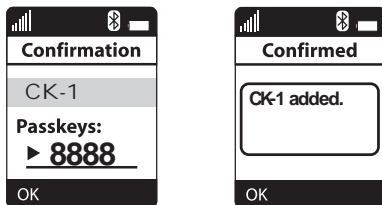


Pairing the Handsfree Speaker with a Bluetooth enabled phone

1. Plug the **Handsfree Speaker** into your car's cigarette lighter socket.
2. Press and hold the **[RED]** button  to enter the standby mode (red LED will flash every 3 seconds).
3. Press and hold the **[BLUE]** button  until the RED and BLUE lights flash alternately.
4. Set the phone to search for Bluetooth devices.



5. When the phone finds the **Handsfree Speaker**, confirm by selecting CK1 from the list.





6. Enter passcode "8888" when prompted by the phone, and press OK.
7. If the pairing was successful, the indicator light flashes a low steady blue every 3 seconds. You are now ready to make and receive calls.



NOTE: It is possible to pair up to eight Bluetooth enabled phones to the **Handsfree Speaker**.

Using your Handsfree Speaker

Powering ON/OFF

- To turn ON, press and hold the **[RED]** button  until you hear the long confirmation prompt.
- To turn OFF, press and hold the **[RED]** button  until you hear one short "beep" sound.

Answer/Ending a call

- To answer a call press the **[BLUE]** button .
- To end a call press the **[RED]** button .



Rejecting an incoming call

To reject an incoming call press the **[RED]** button .


Redialing the last number called

Press and hold **[BLUE]** button  until you hear one short prompt. If the phone is connected, the last number called will be redialed.

Voice Caller ID (incoming calls)

When receiving incoming calls, the **Handsfree Speaker** will voice announce the caller's telephone number. To answer the call press the **[BLUE]** button , or reject the call by pressing the **[RED]** button .

Voice Dial

Press the **[BLUE]** button  and say a name from your phone's contact list.

NOTE: Your Mobile Phone must have the voice recognition feature in order to use voice dialing. Check your phone's user guide for more information.

Transferring calls

To transfer calls between your **Handsfree Speaker** and phone during a conversation, press the **[BLUE]** button . To transfer the call back to the **Handsfree Speaker** press the **[BLUE]** button  once again.

Adjusting the volume

Turn the **[VOLUME]** wheel to adjust the volume to the desired level.

Product Maintenance

- Power off this product when not in use.
- DO NOT expose this product to water or other liquids.
- DO NOT use abrasive cleaning solvents to clean the **Handsfree Speaker**.
- If you will not use the **Handsfree Speaker** for long periods, be sure to store it in a dry place, free from extreme temperature, humidity and dust.

Warranty information

90 Day Limited Warranty

In the unlikely event that this product is defective, or does not perform properly, you may within ninety (90) days from your original date of purchase return it to the authorized service center for repair or exchange.

TO OBTAIN WARRANTY SERVICE:

- Provide proof of the date of purchase within the package (Dated bill of sale).
- Prepay all shipping costs to the authorized service center, and remember to insure your return.
- Include a return shipping address (no P.O. Boxes), a telephone contact number, and the defective unit within the package.
- Describe the defect or reason you are returning the product.

Your product will be repaired or replaced, at our option, for the same or similar model of equal value if examination by the service center determines this product is defective. Products received damaged as a result of shipping will require you to file a claim with the carrier.

The shipping address of the authorized service center is:

**Southern Telecom Inc.
ATTN: Returns Department
14-C 53rd Street
Brooklyn, NY 11232**

Should you have any questions or problems concerning this product, please contact our customer service department, toll free at:

1-877-768-8483

Monday - Thursday: 9AM - 5PM (EST)

Friday: 9AM - 3PM (EST)

or via email at cs@emersonphones.com. To obtain service after the warranty period, please email cs@emersonphones.com with product information, date of purchase and nature of the problem. Customer service will reply to the email with service instructions.

Warranty service not provided

This warranty does not cover damage resulting from accident, misuse, abuse, improper installation or operation, lack of reasonable care, and unauthorized modification. This warranty is voided in the event any unauthorized person opens, alters or repairs this product. All products being returned to the authorized service center for repair must be suitably packaged.

Limitation of Warranty:

- THE WARRANTY STATED ABOVE IS THE ONLY WARRANTY APPLICABLE TO THIS PRODUCT. ALL OTHER WARRANTIES, EXPRESS OR IMPLIED (INCLUDING ALL IMPLIED WARRANTIES OF MERCHANTABILITY OR FITNESS FOR A PARTICULAR PURPOSE) ARE HEREBY DISCLAIMED. NO VERBAL OR WRITTEN INFORMATION GIVEN BY SOUTHERN TELECOM INC. IT'S AGENTS, EMPLOYEES SHALL CREATE A WARRANTY OR IN ANY WAY INCREASE THE SCOPE OF THIS WARRANTY.
- REPAIR OR REPLACEMENT AS PROVIDED UNDER THIS WARRANTY IS THE EXCLUSIVE REMEDY OF THE CONSUMER. SOUTHERN TELECOM INC. SHALL NOT BE LIABLE FOR INCIDENTAL OR CONSEQUENTIAL DAMAGES RESULTING FROM THE USE OF THIS PRODUCT OR ARISING OUT OF ANY BREACH OF ANY EXPRESS OR IMPLIED WARRANTY ON THIS PRODUCT. THIS DISCLAIMER OF WARRANTIES AND LIMITED WARRANTY ARE GOVERNED BY THE LAWS OF THE STATE OF NEW YORK. EXCEPT TO THE EXTENT PROHIBITED BY APPLICABLE LAW, ANY IMPLIED WARRANTY OF MERCHANTABILITY OR FITNESS FOR A PARTICULAR PURPOSE THIS PRODUCT IS LIMITED TO THE APPLICABLE WARRANTY ON PERIOD SET FORTH ABOVE.

Some states do not allow the exclusion nor limitation of incidental or consequential damages, or limitations on how long an implied warranty lasts so the above limitations or exclusions may not apply to you. This warranty gives you specific legal rights, and you also may have other rights that vary from state to state.

www.emersonphones.com

Manufactured by Southern Telecom Inc. Brooklyn NY. 11232
Emerson and G-Clef logo are registered trademarks of
Emerson Radio Corp. Parsippany, New Jersey USA.
©2008 AIT Inc. All rights reserved.

The Bluetooth® word mark and logos are owned by the Bluetooth SIG, Inc.

Free Manuals Download Website

<http://myh66.com>

<http://usermanuals.us>

<http://www.somanuals.com>

<http://www.4manuals.cc>

<http://www.manual-lib.com>

<http://www.404manual.com>

<http://www.luxmanual.com>

<http://aubethermostatmanual.com>

Golf course search by state

<http://golfingnear.com>

Email search by domain

<http://emailbydomain.com>

Auto manuals search

<http://auto.somanuals.com>

TV manuals search

<http://tv.somanuals.com>