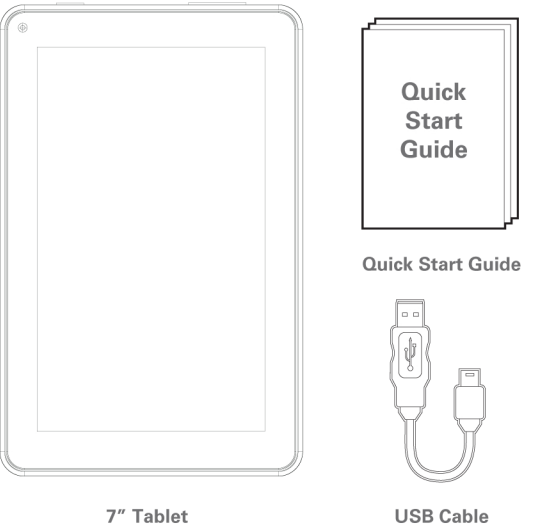
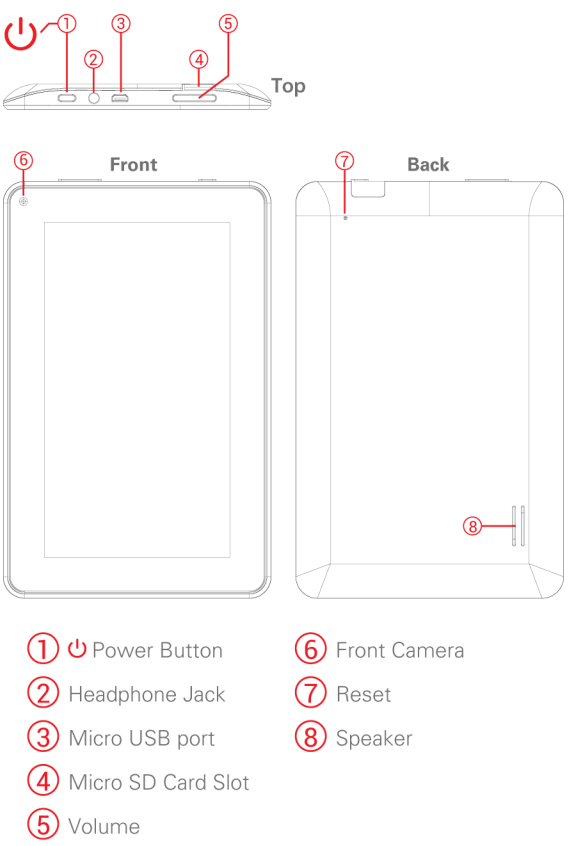


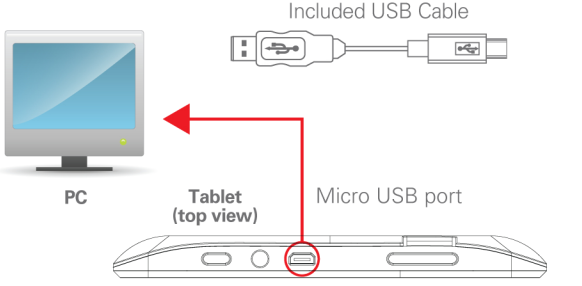
**Quick Start Guide**  
Model : EM744



**7" Tablet**  
**Quick Start Guide**  
**USB Cable**



**Charging the battery:**  
Make sure the tablet is in locked/standby mode (display is off), and connect it to a PC using the included USB cable as shown below:



**Charging information:**

- Quick charge: 3-4 hours (about 50%-60% charged)
- Full charge: 6-7 hours

The tablet may also be charged using an **OPTIONAL** USB rapid charger that can fully charge the tablet in under 3 hours.

**To order the OPTIONAL USB rapid charger:**

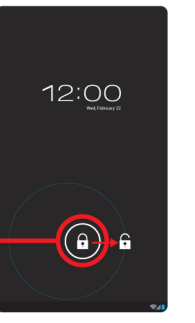
- On your PC: go to: [southern telecom.com/charger](http://southern telecom.com/charger) and order online (quickest and easiest way to get your rapid charger).
- On your tablet: select "Online Help" > "Shop Accessories" then select EM744.
- Call us: 1-855-272-4600

**Turning on the tablet**  
Press and hold the button until the startup screen appears.



**Startup screen**

**Power off the tablet**  
Press & hold the button until the "Power off" option appears.



**Lock screen**

**Lock the tablet (standby)**  
Briefly press the button. (Lock the device to conserve the battery).

**Unlock the tablet**  
Slide the "Lock icon" to the right.

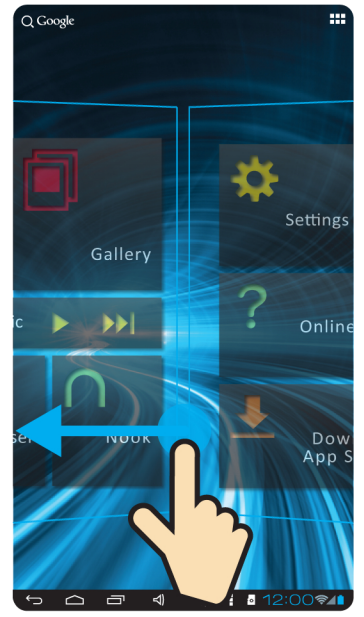


**Lock icon**

**Setting up Wi-Fi**  
To browse web sites, use e-mail and download apps, you must first connect the tablet to the internet.

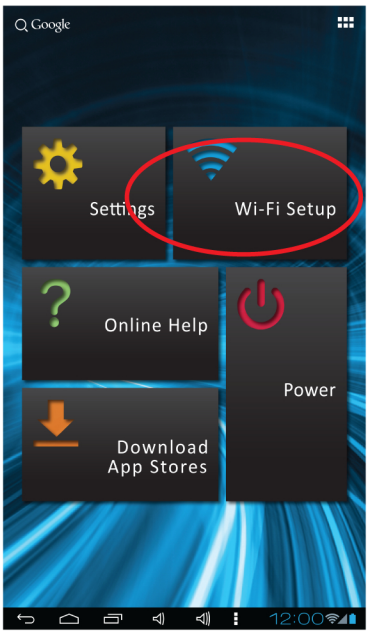
To set up Wi-Fi:

1. Swipe the Home screen to the left to access the Settings widget.



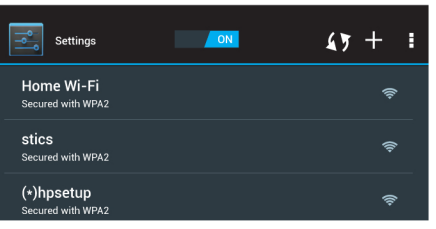
**Swipe left**

2. Select "Wi-Fi Setup".

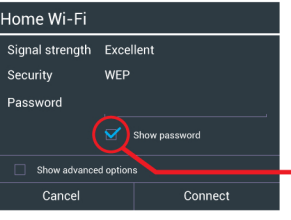


**Settings widget**

3. Select a network.



4. If required, enter the correct password and select "Connect".



Select "Show password" to avoid mistakes.

5. When the tablet is connected to a network, the Wi-Fi icon will appear on the Status Bar and "Connected" will appear under the selected network.

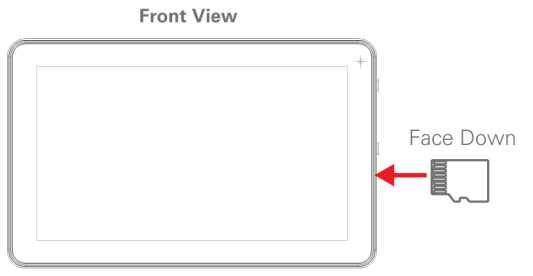


**Status Bar**

**To conserve battery life, turn off Wi-Fi when not connected to a network.**

**Micro SD card**

**Inserting a Micro SD card**  
The tablet supports Micro SD cards up to 32GB (not included). To install a Micro SD card into the tablet: Insert the card as shown below, into the card slot until it clicks and locks into place.




**Front View**  
**Face Down**

**Downloading apps**

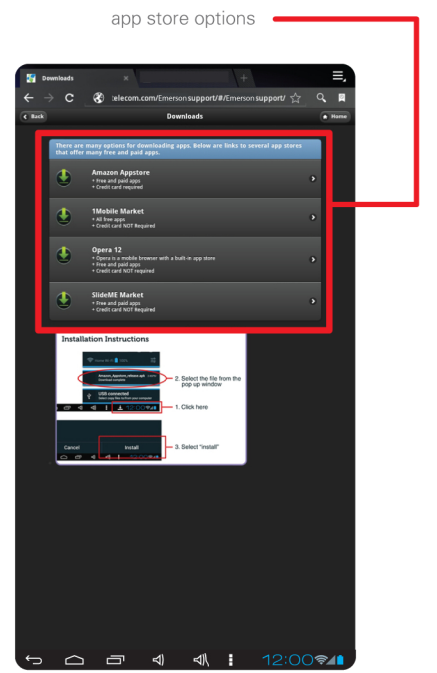
**Downloading apps & other app stores**  
Your tablet includes an app store with access to a large library of free & paid apps and games. However, for your convenience, we have provided links to several other app stores that can be easily accessed by selecting the "Download App Stores" option on the Settings widget.

1. After successfully connecting the tablet to Wi-Fi, select "Download App Stores" on the Settings widget.

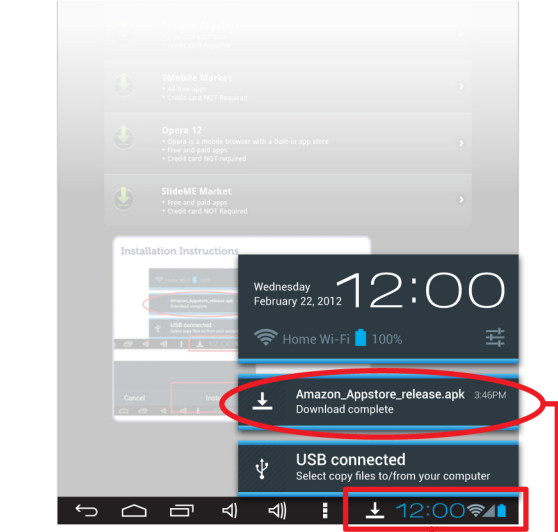


**Settings widget**

2. Select an app store, and follow the instructions to download and install it on the tablet.



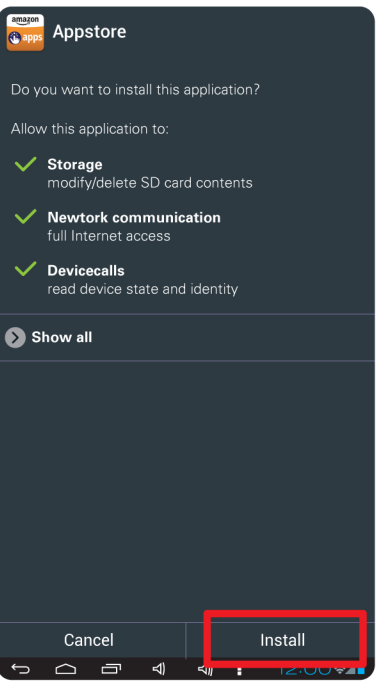
**app store options**



3. Click here.

4. Select the downloaded app store (.apk file) from the Pop-up window.

5. Select "Install" to install the app.



**Install screen**

**Legal information**

**FCC Part 15:**  
This equipment has been tested and found to comply with the requirements for a Class B digital device under Part 15 of the Federal Communications Commission (FCC) rules. These requirements are intended to provide reasonable protection against harmful interference in a residential installation. This equipment generates, uses and can radiate radio frequency energy and, if not installed and used in accordance with the instructions, may cause harmful interference to radio communications. However, there is no guarantee that interference will not occur in a particular installation. If this equipment does cause harmful interference to radio or television reception, which can be determined by turning the equipment off and on, the user is encouraged to try to correct the interference by one or more of the following measures:

- Re-orient or relocate the receiving antenna.
- Increase the separation between the equipment and receiver.
- Connect the equipment into an outlet on a circuit different from that to which the receiver is connected.
- Consult the dealer or an experienced radio/TV technician for help.

Do not attempt to repair or modify this equipment.  
Warning: Changes or modifications to this equipment not expressly approved by the party responsible for compliance could void the user's authority to operate the equipment.  
\*This device complies with Part 15 of the FCC Rules. Operation is subject to the following two conditions:  
(1) this device may not cause harmful interference, and  
(2) this device must accept any interference received, including interference that may cause undesired operation.

Shielded USB cables must be used with this unit to ensure compliance with the Class B FCC limits.

If your electronic device has internal memory on which personal or other confidential data may be stored, you may want to perform a data sanitization process before you dispose of your device to assure another party cannot access your personal data. Data sanitization varies by the type of product and its software, and you may want to research the best sanitization process for your device before disposal. You may also check with your local recycling facility to determine their data sanitization procedures during the recycling process.

Android is a trademark of Google Inc.  
Emerson and the manufacturer of this tablet are not affiliated with, connected to, or sponsored by Amazon or the Amazon appstore.

**Limited Warranty**

**90 Days Limited Warranty**  
In the unlikely event that this product is defective, or does not perform properly, you may within ninety (90) days from your original date of purchase return it to the authorized service center for repair or exchange.

**TO OBTAIN WARRANTY SERVICE:**

- Provide proof of the date of purchase within the package (Dated bill of sale).
- Prepay all shipping costs to the authorized service center, and remember to insure your return.
- Include a return shipping address (no P.O. Boxes), a telephone contact number, and the defective unit within the package.
- Describe the defect or reason you are returning the product.

Your product will be repaired or replaced, at our option, for the same or similar model of equal value if examination by the service center determines this product is defective. Products received damaged as a result of shipping will require you to file a claim with the carrier.

The shipping address of the authorized service center is:  
AIT, Inc.  
Attention: Customer Service (2nd Floor)  
14-C 53rd Street  
Brooklyn, NY 11232

Should you have any questions or problems concerning this product, please contact our customer service department at:  
Customer Support:  
1-877-768-8481 (Toll Free)  
emersonsupport@southern telecom.com  
Monday - Friday: 8AM - 10PM (EST)  
www.southern telecom.com

Warranty service not provided.  
This warranty does not cover damage resulting from accident, misuse, abuse, improper installation or operation, lack of reasonable care, and unauthorized modification. This warranty is voided in the event any unauthorized person opens, alters or repairs this product. All products being returned to the authorized service center for repair must be suitably packaged.

Limitation of Warranty:

- THE WARRANTY STATED ABOVE IS THE ONLY WARRANTY APPLICABLE TO THIS PRODUCT. ALL OTHER WARRANTIES, EXPRESS OR IMPLIED (INCLUDING ALL IMPLIED WARRANTIES OF MERCHANTABILITY OR FITNESS FOR A PARTICULAR PURPOSE) ARE HEREBY DISCLAIMED. NO VERBAL OR WRITTEN INFORMATION GIVEN BY AIT, INC.'S AGENTS, OR EMPLOYEES SHALL CREATE A GUARANTY OR IN ANY WAY INCREASE THE SCOPE OF THIS WARRANTY.
- REPAIR OR REPLACEMENT AS PROVIDED UNDER THIS WARRANTY IS THE EXCLUSIVE REMEDY OF THE CONSUMER. AIT, INC. SHALL NOT BE LIABLE FOR INCIDENTAL OR CONSEQUENTIAL DAMAGES RESULTING FROM THE USE OF THIS PRODUCT OR ARISING OUT OF ANY BREACH OF ANY EXPRESS OR IMPLIED WARRANTY ON THIS PRODUCT. THIS DISCLAIMER OF WARRANTIES AND LIMITED WARRANTY ARE GOVERNED BY THE LAWS OF THE STATE OF NEW YORK. EXCEPT TO THE EXTENT PROHIBITED BY APPLICABLE LAW, ANY IMPLIED WARRANTY OF MERCHANTABILITY OR FITNESS FOR A PARTICULAR PURPOSE ON THIS PRODUCT IS LIMITED TO THE APPLICABLE WARRANTY PERIOD SET FORTH ABOVE.

Some states do not allow the exclusion nor limitation of incidental or consequential damages, or limitations on how long an implied warranty lasts so the above limitations or exclusions may not apply to you. This warranty gives you specific legal rights, and you also may have other rights that vary from state to state.



## Free Manuals Download Website

<http://myh66.com>

<http://usermanuals.us>

<http://www.somanuals.com>

<http://www.4manuals.cc>

<http://www.manual-lib.com>

<http://www.404manual.com>

<http://www.luxmanual.com>

<http://aubethermostatmanual.com>

Golf course search by state

<http://golfingnear.com>

Email search by domain

<http://emailbydomain.com>

Auto manuals search

<http://auto.somanuals.com>

TV manuals search

<http://tv.somanuals.com>