





## ■ 3D-ILLUMINATED CHRISTMAS DECORATION



**3D-ILLUMINATED CHRISTMAS DECORATION**

Operating instructions

# 3D-ILLUMINATED CHRISTMAS DECORATION

Read these operating instructions carefully before using the appliance for the first time and preserve this booklet for later reference. Pass this booklet on to whoever might acquire the appliance at a future date.


## Intended Use

This 3D Illuminated Figure is intended exclusively for decorative purposes in domestic indoor and outdoor areas and is not intended for utilisation in commercial or industrial applications. No warranty claims will be approved for damage resulting from improper use!

## Items supplied

3D Illuminated Figure  
4 Ground spikes  
Operating instructions

## Technical data

Operating voltage: 220 - 240 V ~ 50 Hz  
Light source: 6,5 V ~ 70 mA  
(= 0,455 W)  
Power consumption: KH4218 = 100.8 W  
KH4219 = 84 W  
KH4220 = 134.4 W  
KH4221 = 67.2 W  
KH4222 = 100.8 W  
KH4223 = 117.6 W  
Protection class: IP44  
(spray-water protected)  
Safety class: II 

## Safety instructions

### **Risk of electric shock!**

- Do not permit children to handle electrical appliances without supervision - they cannot correctly assess the potential risks of injury.
- Before taking the figure into use, ALWAYS check it for visible damage. Only connect the rope light to electrical mains power when it is in a faultless condition. Should the rope light show any signs of damage, contact the Service Centre listed below. Do not use sharp or pointed objects, such as wire or pegs, for securing the figure.  
The rope light may not be connected electrically with another rope light.
- Do not flex the rope light, this could damage it.
- Avoid causing any damage to the insulation! IMMEDIATELY take the rope light out of use should the insulation become damaged.

### **Risk of potentially fatal electrical shock!**

- The power cable cannot be repaired. In the event of damage to the power cable, the appliance must be made unusable and correctly disposed of.
- ALWAYS first remove the plug from the wall socket before starting to clean the rope light figure.
- NEVER submerge the illuminated figure in water. Wipe it only with a slightly damp cloth.
- Position the illuminated figure in locations at least 2 meters away from water reservoirs or containers. Avoid locations that could become flooded after heavy rainfall.

- When using the illuminated figure outdoors, use only a power socket that is protected by a fault current circuit breaker (FI or RCD) with a maximum residual current of 30mA.
- The illuminated figure is protected against spray water (IP44). This type of protection can only be maintained if the wall socket being used is equipped with this type of protection.
- Do not pull on the power cable of the illuminated figure and ensure that the power cable is laid so that no one can walk on or stumble over it. Ensure that the figure has a safe and stable positioning. To avoid damage to the illuminated figure, please store it in its original packaging after use.
- Always take hold of the power cable by the plug. Do not pull on the cable itself, and NEVER take hold of the power cable, the plug or the rope light itself with wet hands, as this could cause a short circuit or an electric shock. Do not place furniture or similar items on the power cable and ensure that it cannot become trapped. NEVER tie knots in the power cable and do not bind it with other cables. Place the power cable in a position where it cannot be trod on. A damaged power cable can cause a fire or electrical shock. Check the power cable from time to time.

### **Risk of fire!**

- Do not use the appliance adjacent to hot surfaces.
- Do not place any open sources of fire, such as candles, close to the illuminated figure.
- When a storm and/or thunderstorm with the risk of lightning threatens, please disconnect the illuminated figure from mains power.
- NEVER allow the figure to light up in its packaging, there is a risk of it overheating!
- You may only place the illuminated figure on normal fire-retardant surfaces.
- Notice regarding power disconnection: To completely disconnect the device from mains power, the plug **MUST** be removed from the power socket. For this reason the device should be placed in a position where unobstructed access to the power socket is assured at all times, so that in an emergency you will be able to immediately remove the plug. To eliminate the risk of fire, you should disconnect the plug from the power socket if you do not intend to use the device for an extended period, for example, during a holiday.

### **Risk of accidents!**

- Do not hang or affix any objects to the illuminated figure.
- Ensure that the power cable to the illuminated figure does not pass through areas where lawnmowers, trimmers, shears or similar cutting instruments might be used.

## Setting up the illuminated Figure

---

- ⇒ Take the Illuminated Figure from its packaging.
- ⇒ Remove all transportation fasteners and tapes/foils.
- ⇒ Place the Illuminated Figure on a suitable surface.
- ⇒ Carefully pull the two wire elements apart, on the Christmas tree figure (KH4222) and the Snowman figure (KH4220), so that the figures can stand alone.
- ⇒ If necessary, secure the illuminated figures to the ground with the supplied ground spikes.
- ⇒ Connect the Illuminated Figure with a correctly installed 230 V domestic power wall socket.
- ⇒ When you wish to turn off the illumination function of the Illuminated Figure, remove the plug from the wall socket.
- ⇒ During the periods in which the Illuminated Figure will not be in use, please store it in its packaging.

## Cleaning and Care

---

### **Risk of potentially fatal electrical shock:**

- First remove the plug from the power socket.
  - NEVER submerge the Illuminated Figure in water or other fluids!
  - Do not allow any liquids to permeate into the Illuminated Figure.
- ⇒ Before you start cleaning it, allow the Illuminated Figure to cool down if need be.

### **Cleaning the Rope Light:**

- ⇒ Clean the rope light with a lightly moistened cloth. NEVER use petrol, solvents or detergents that can damage plastics!

## Maintenance

---

- The illuminated figure contains no parts that can be serviced by the consumer.

## Disposal

---



Do not dispose of the device in your normal domestic waste. This device is subject to the European Guidelines 2002/96/EC.

- Dispose of the appliance through an approved disposal centre or at your community waste facility.
- Observe the currently applicable regulations. In case of doubt contact your disposal facility.



Dispose of all packaging materials in an environmentally friendly manner.

## CE Conformity

---

This device has been both examined and approved in regard to conformity with the fundamental requirements and other relevant regulations of the EMC Directive 2004/108/EC and the low voltage directive (LVD) 2006/95/EC.

## Importer

---

KOMPERNASS GMBH  
BURGSTRASSE 21  
44867 BOCHUM, GERMANY

[www.kompernass.com](http://www.kompernass.com)

## Warranty & Service

---

The warranty for this appliance is for 3 years from the date of purchase. This appliance has been manufactured with care and meticulously examined before delivery. Please retain your receipt as proof of purchase date. Should a claim need to be made under the warranty, please make contact by telephone with our service department. Only in this way can a post-free despatch for your goods be assured.

The warranty covers ONLY claims for material and manufacturing defects, not for wearing or consumable or for damage to fragile components. This product is for private use only and is not intended for commercial applications.

The warranty will become void in the event of abusive and improper handling, use of force and internal tampering not carried or approved by our authorized service branch. Your statutory rights are not restricted in any way by this warranty.

### **GB** DES Ltd

Tel.: 0870/787-6177

Fax: 0870/787-6168

e-mail: [support.uk@kompernass.com](mailto:support.uk@kompernass.com)

### **IE** Kompernass Service Ireland

Tel: 1850 930 412 (0,082 EUR/Min.)

Standard call rates apply. Mobile operators may vary.

e-mail: [support.ie@kompernass.com](mailto:support.ie@kompernass.com)

## Free Manuals Download Website

<http://myh66.com>

<http://usermanuals.us>

<http://www.somanuals.com>

<http://www.4manuals.cc>

<http://www.manual-lib.com>

<http://www.404manual.com>

<http://www.luxmanual.com>

<http://aubethermostatmanual.com>

Golf course search by state

<http://golfingnear.com>

Email search by domain

<http://emailbydomain.com>

Auto manuals search

<http://auto.somanuals.com>

TV manuals search

<http://tv.somanuals.com>