

User Guide

INSIGNIA™

Laptop Travel Speakers

NS-PLTPSP



Insignia NS-PLTPSP Laptop Travel Speakers

Contents

Introduction	1
Safety Information	2
Features	3
Setting up your speakers	5
Using your speakers	9
Troubleshooting	10
One-Year Limited Warranty	12

Introduction

Congratulations on your choice of the NS-PLTPSP laptop travel speaker system from Insignia.

Safety Information

Warning

- Keep your speakers out of the rain and humid conditions to avoid the possibility of electric shock.
- Keep speakers away from water to avoid electric shock.
- Keep water from dripping on the speakers.
- Do not put the speakers near standing water.

Cautions

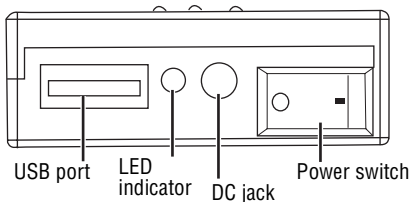
- Read this user guide before making any connections or operating your speakers.
- Keep your speakers away from extreme heat or sources that produce heat, such as space heaters, radiators, and stoves.
- Use a dry cloth for cleaning. Do not expose any part of the system to cleaning liquids or solvents.

Features

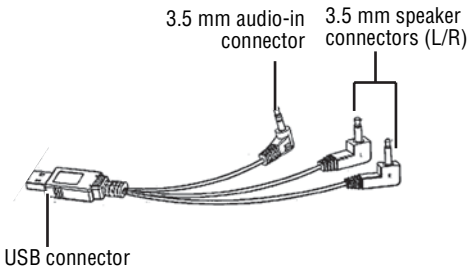
Box contents

- Speakers (2)
- Battery box
- USB cable
- Travel pouch
- *User Guide*

Battery box



USB cable

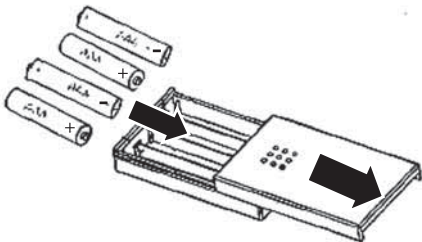


Setting up your speakers

Installing the batteries

To install the batteries in the battery box:

- 1 Open the battery box by sliding the in the direction of the arrow on the lid.



- 2 Insert four AAA batteries into the battery box according to the polarity markings in the battery compartment.

3 Close the lid of the battery box.

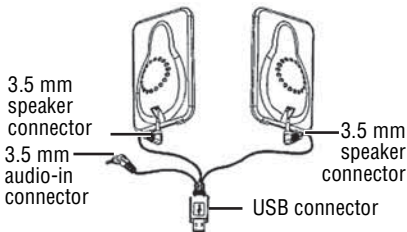
Notes

- For best result, do not mix the battery brand or type.
- Remove the batteries from the battery box if you are not going to use the battery box for an extended period of time.
- The speakers can be powered by an external AC-DC adapter with 5V DC output (not included) through the battery box.
- When an AC-DC adapter is connected to the battery box with batteries inserted, the batteries are not used.

Connecting your speakers

To connect your speakers to a laptop computer or other device with a USB port:

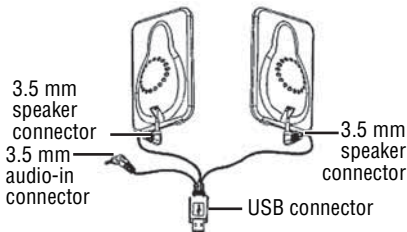
- 1** Plug the two 3.5 mm speaker connectors (marked L and R) into the back of the speakers.



- 2** Plug the 3.5 mm audio-in connector into the line-out or headphone jack on your laptop computer.
- 3** Plug the USB connector into the USB port on your laptop.

To connect your speakers to an external device without a USB port:

- 1 Plug the two 3.5 mm speaker connectors (marked L and R) into the back of the speakers.



- 2 Plug the 3.5 mm audio-in connector into the line-out or headphone jack of your iPod® or MP3, CD, or DVD player.
- 3 Plug the USB connector into the USB port on the battery box.

Using your speakers

To use your speakers:

- 1** Turn on your laptop computer or other external sound source.
- 2** Turn on the power switch on the battery box, if you are using the battery box.
- 3** Start playing music from your laptop or other external sound source.
- 4** Adjust the sound volume to a comfortable level.

Note

Extremely high sound levels, use of a “bass boost” feature, or low battery power may cause sound distortion. Turn down the volume, turn off the bass boost, or replace the batteries to eliminate the distortion.

Troubleshooting

Problem	Solution
No power	<ul style="list-style-type: none">• Batteries are dead. Replace batteries• Speakers are not plugged in to the battery box.• USB connector not connected.
No sound	<ul style="list-style-type: none">• Speaker volume is turned down.• The music source on your computer is not playing, the volume is turned down, or the sound is muted.

Legal notices

FCC Part 15

This device complies with Part 15 of the FCC Rules. Operation of this product is subject to the following two conditions: (1) this device may not cause harmful interference, and (2) this device must accept any interference received, including interference that may cause undesired operation.

Canada ICES-003 statement

This Class B digital apparatus complies with Canadian ICES-003.

One-Year Limited Warranty

Insignia Products (“Insignia”) warrants to you, the original purchaser of this new **NS-PLTPSP** (“Product”), that the Product shall be free of defects in the original manufacture of the material or workmanship for a period of one (1) year from the date of your purchase of the Product (“Warranty Period”). This Product must be purchased from an authorized dealer of Insignia brand products and packaged with this warranty statement. This warranty does not cover refurbished Product. If you notify Insignia during the Warranty Period of a defect covered by this warranty that requires service, terms of this warranty apply.

How long does the coverage last?

The Warranty Period lasts for 1 year (365 days) from the date you purchased the Product. The purchase date is printed on the receipt you received with the Product.

What does this warranty cover?

During the Warranty Period, if the original manufacture of the material or workmanship of the Product is determined to be defective by an authorized Insignia repair center or store personnel, Insignia will (at its sole option): (1) repair the Product with new or rebuilt parts; or (2) replace the Product at no charge with new or rebuilt comparable products or parts. Products and parts replaced under this warranty become the property of Insignia and are not returned to you. If service of Products or parts are required after the Warranty Period expires, you must pay all labor and parts charges. This warranty lasts as long as you own your Insignia Product during the Warranty Period. Warranty coverage terminates if you sell or otherwise transfer the Product.

How to obtain warranty service?

If you purchased the Product at a retail store location, take your original receipt and the Product to the store you purchased it from. Make sure that

you place the Product in its original packaging or packaging that provides the same amount of protection as the original packaging. If you purchased the Product from an online web site, mail your original receipt and the Product to the address listed on the web site. Make sure that you put the Product in its original packaging or packaging that provides the same amount of protection as the original packaging.

To obtain in-home warranty service for a television with a screen 25 inches or larger, call 1-888-BESTBUY. Call agents will diagnose and correct the issue over the phone or will have an Insignia-approved repair person dispatched to your home.

Where is the warranty valid?

This warranty is valid only to the original purchaser of the product in the United States, Canada, and Mexico.

What does the warranty not cover?

This warranty does not cover:

- Customer instruction
- Installation
- Set up adjustments
- Cosmetic damage
- Damage due to acts of God, such as lightning strikes
- Accident
- Misuse
- Abuse
- Negligence
- Commercial use
- Modification of any part of the Product, including the antenna
- Plasma display panel damaged by static (non-moving) images applied for lengthy periods (burn-in).

This warranty also does not cover:

- Damage due to incorrect operation or maintenance
- Connection to an incorrect voltage supply

- Attempted repair by anyone other than a facility authorized by Insignia to service the Product
- Products sold as is or with all faults
- Consumables, such as fuses or batteries
- Products where the factory applied serial number has been altered or removed

REPAIR REPLACEMENT AS PROVIDED UNDER THIS WARRANTY IS YOUR EXCLUSIVE REMEDY. INSIGNIA SHALL NOT BE LIABLE FOR ANY INCIDENTAL OR CONSEQUENTIAL DAMAGES FOR THE BREACH OF ANY EXPRESS OR IMPLIED WARRANTY ON THIS PRODUCT, INCLUDING, BUT NOT LIMITED TO, LOST DATA, LOSS OF USE OF YOUR PRODUCT, LOST BUSINESS OR LOST PROFITS. INSIGNIA PRODUCTS MAKES NO OTHER EXPRESS WARRANTIES WITH RESPECT TO THE PRODUCT, ALL EXPRESS AND IMPLIED WARRANTIES FOR THE PRODUCT, INCLUDING, BUT NOT LIMITED TO, ANY IMPLIED WARRANTIES OF AND CONDITIONS OF MERCHANTABILITY AND FITNESS FOR A PARTICULAR PURPOSE, ARE LIMITED IN DURATION TO THE WARRANTY PERIOD SET FORTH ABOVE AND NO

WARRANTIES, WHETHER EXPRESS OR IMPLIED, WILL APPLY AFTER THE WARRANTY PERIOD. SOME STATES, PROVINCES AND JURISDICTIONS DO NOT ALLOW LIMITATIONS ON HOW LONG AN IMPLIED WARRANTY LASTS, SO THE ABOVE LIMITATION MAY NOT APPLY TO YOU. THIS WARRANTY GIVES YOU SPECIFIC LEGAL RIGHTS, AND YOU MAY ALSO HAVE OTHER RIGHTS, WHICH VARY FROM STATE TO STATE OR PROVINCE TO PROVINCE.

Contact Insignia:

For customer service please call 1-877-467-4289
www.insignia-products.com

Distributed by Best Buy Purchasing, LLC
7601 Penn Avenue South, Richfield, Minnesota,
U.S.A. 55423-3645

© 2008 Best Buy Enterprise Services, Inc.
All rights reserved. INSIGNIA is a trademark of Best Buy Enterprise Services, Inc. Registered in some countries. All other products and brand names are trademarks of their respective owners.



Trademark of New Transducers Limited

www.insignia-products.com

17



ENGLISH
08-1445

www.insignia-products.com

(877) 467-4289

Distributed by Best Buy Purchasing, LLC

7601 Penn Avenue South, Richfield, MN USA 55423-3645

© 2008 Best Buy Enterprise Services, Inc.

All rights reserved. INSIGNIA is a trademark of Best Buy Enterprise Services, Inc. Registered in some countries.

All other products and brand names are trademarks of their respective owners.

Free Manuals Download Website

<http://myh66.com>

<http://usermanuals.us>

<http://www.somanuals.com>

<http://www.4manuals.cc>

<http://www.manual-lib.com>

<http://www.404manual.com>

<http://www.luxmanual.com>

<http://aubethermostatmanual.com>

Golf course search by state

<http://golfingnear.com>

Email search by domain

<http://emailbydomain.com>

Auto manuals search

<http://auto.somanuals.com>

TV manuals search

<http://tv.somanuals.com>