

PoE OFFICE SWITCH USER MANUAL

MODEL 503358



INT-503358-UM-1107-01

INTRODUCTION

Thank you for purchasing the INTELLINET NETWORK SOLUTIONS™ PoE Office Switch, Model 503358.

This PoE Office Switch has eight 10/100 Base-TX ports that support the 802.3af protocol and is designed to inject up to 19.2 Watts per port. Any devices that are 802.3af compliant — such as IP phones, wireless access points and network cameras — can be attached to the switch, and no additional power will be required to support the attached device. This eliminates the time and expense of electrical power rewiring, and minimizes the clutter of power supplies and adapters in awkward places such as ceilings and walls.

Besides providing 802.3af Power over Ethernet functionality, the PoE Office Switch has some very impressive features as a switch. For starters, the auto features of this switch make installation Plug and Play and hassle free: No configuration is required. Auto-MDI/MDI-X crossover on all ports eliminates the need for crossover cables for connection to another switch or hub. Auto-Negotiation on each port senses the link speed of a network device (either 10 or 100) and intelligently adjusts for compatibility and optimal performance.

Easy-to-follow instructions in this user manual help make installation of the switch quick and simple, so you'll also soon be enjoying the benefits of these additional features:

- Store and forward switching architecture
- Full/half duplex operation
- IEEE 802.3x flow control for full duplex
- Zero packet loss back-pressure flow control for half duplex
- Packet filtering/forwarding rates: 148,800 pps (100 Mbps), 14,880 pps (10 Mbps)
- Supports 4096 MAC address entries
- 128 kBytes buffer memory
- Desktop-size metal case
- LEDs for power, link/activity and PoE
- Lifetime Warranty

FCC Warning

This device has been tested and found to comply with the limits for a Class A digital device, pursuant to Part 15 of FCC Rules. These limits are designed to provide reasonable protection against harmful interference when the equipment is operated in a commercial environment. This equipment generates, uses and radiates radio frequency energy and, if not installed and used in accordance with the user manual, may cause interference, which the user will be required to correct at his own expense.


CE Mark Warning

This is a Class A product. In a domestic environment, this product may cause radio interference, in which case the user may be required to take adequate measures to correct.

PORTS & INDICATORS

Ports

The eight RJ-45 connections on the front panel (at right in image below) match workstations, servers or other network devices to 10/100 Mbps switching ports that sense 10/100M speed and automatically negotiate full/half duplex mode, allowing you to connect the switch to 10Base-T and 100Base-TX devices. **NOTE:** The eight ports are also capable of 48 V power-injector PSE (power source equipment) function (see Connections).



LEDs

The front-panel LEDs (at left in image above) will be on (lighted), off or blinking/flashing, indicating function status as follows.

POWER	On:	The switch has power and is ready for use.
	Off:	The switch has no power.
LINK/ACT	On:	The port is ready for 10/100 Mbps connection.
	Flashing:	Data is being transmitted/received at the port.
PoE	On:	The port is supplying power to connected device.

CONNECTIONS

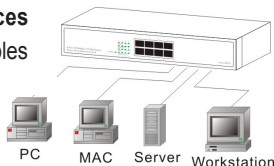
Power

The AC power outlet and switch are on the rear panel (as shown at right).



PCs, Servers and Other Network Devices

Use Cat5 straight-through twisted-pair cables to configure a network environment such as the one shown at right.



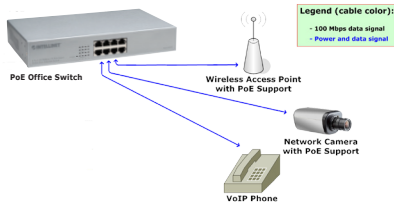
Hubs and Other Switches

Use either straight-through or crossover cable to connect to the uplink port of a hub or another switch: This device supports Auto-MDIX on all ports.

Powered Devices

Use Cat5 twisted-pair cable to supply 48 V to a powered device connected to any of the eight ports.

NOTE: Any connected devices should also be IEEE 802.3af compliant.



SPECIFICATIONS

Standards

- IEEE 802.3 (10Base-T Ethernet)
- IEEE 802.3u (100Base-TX Fast Ethernet)
- IEEE 802.3x (flow control, full duplex mode)
- IEEE 802.3af (Power over Ethernet)
- IEEE 802.1p (traffic prioritization)

General

- Media support:
 - 10Base-T Cat3, 4, 5 UTP/STP RJ-45
 - 100Base-TX Cat5 UTP/STP RJ-45
- Ports: 8 RJ-45 10/100 Mbps PoE ports
- Packet filter/forwarding rate: 148,800 pps (100 Mbps); 14,880 pps (10 Mbps)
- Certifications: FCC Class A, CE Mark

LEDs

- Power, Link/activity for 10 and 100 Mbps, PoE

Power

- Input: 90 to 260 V AC, 50 to 60 Hz
- Power consumption: 180 Watts (maximum)

Environmental

- Metal housing
- Dimensions: 266 (W) x 160 (L) x 44 (H) mm (10.5 x 6.3 x 1.7 in.)
- Weight: 1.4 kg (3.0 lbs.)
- Operating temperature: 0 – 60°C (32 – 140°F)
- Operating humidity: 10 – 90% RH, non-condensing
- Storage temperature: -20 – 90°C (-4 – 194°F)

Package Contents

- PoE Office Switch
- Power cable
- User manual



INTELLINET™

NETWORK SOLUTIONS

BRINGING NETWORKS TO LIFE

www.intellinet-network.com

Are you completely satisfied with this product?
Please contact your INTELLINET NETWORK SOLUTIONS™ dealer
with comments or questions.

Copyright © INTELLINET NETWORK SOLUTIONS

All products mentioned are trademarks or registered trademarks of their respective owners.

Download from Www.Somanuals.com. All Manuals Search And Download.

Free Manuals Download Website

<http://myh66.com>

<http://usermanuals.us>

<http://www.somanuals.com>

<http://www.4manuals.cc>

<http://www.manual-lib.com>

<http://www.404manual.com>

<http://www.luxmanual.com>

<http://aubethermostatmanual.com>

Golf course search by state

<http://golfingnear.com>

Email search by domain

<http://emailbydomain.com>

Auto manuals search

<http://auto.somanuals.com>

TV manuals search

<http://tv.somanuals.com>