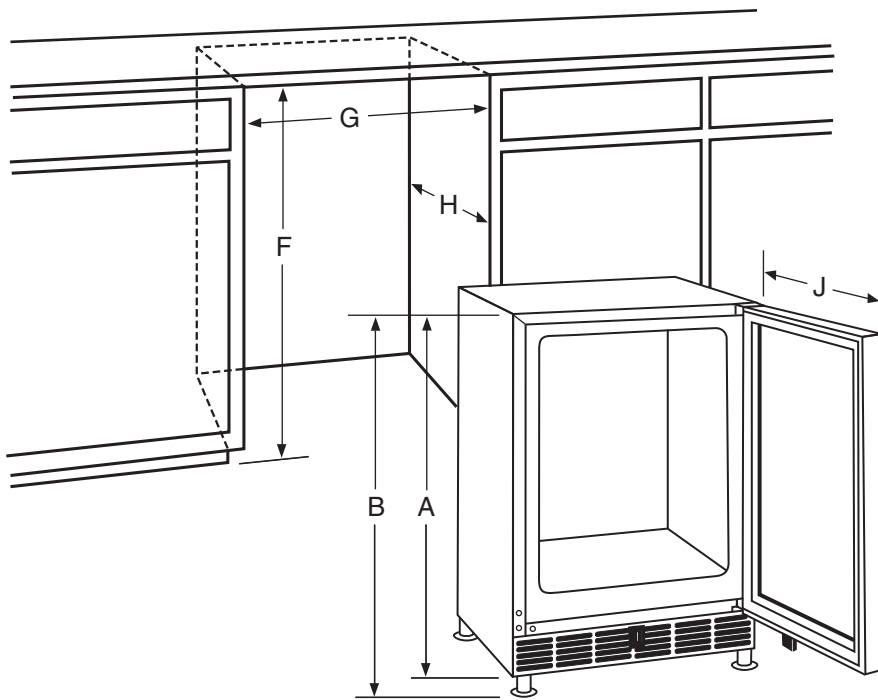
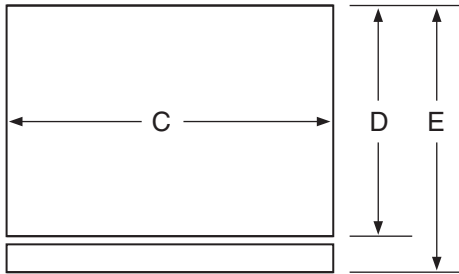


Top View



Style of product may vary from picture

PRODUCT DIMENSIONS

	INCHES	CENTIMETERS
A	34	86.4
B	34 1/4 - 35	87.0 - 88.9
C	23 7/8	60.6
D	22	55.9
E ¹	24 1/4	61.6
F	34 1/2 - 35 1/4	87.6 - 89.5
G	24	61.0
H	24	61.0
J	25 1/2	64.8

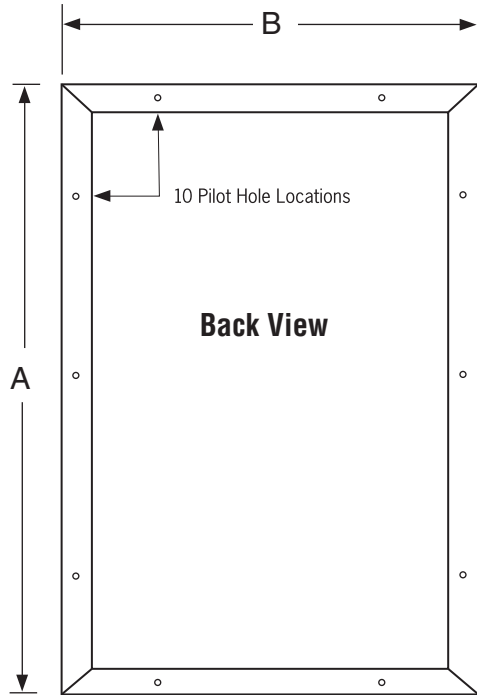

MODEL SKUs

JUC2450ACX

NOTES:

1. With 3/4" cabinet panel installed.
2. If door is recessed between cabinets, cabinet cutout must be 24 1/4" wide.
3. Door must open a minimum of 135 degrees to allow wine racks to pull out.

Electrical requirements: Provide for 120 VAC, 60 Hz. The unit must be properly circuit protected and wired according to local electrical codes

Custom Panel
Thickness:
5/8" to 3/4"
(1.57 – 1.91 cm)

PRODUCT DIMENSIONS

	INCHES	CENTIMETERS
A	30 5/16	77.0
B	23 7/16	59.5

Style of product may vary from picture

NOTES:

1. A custom handle (not supplied) must be installed. Drill pilot holes through the custom panel to match the handle. Countersink the holes in the back of the panel. Attach the custom handle to the front door panel assembly. The custom handle screws should be installed through custom panel and into the custom handle. The screw heads should be countersunk so the inside panel surface can be installed flush with the wine chiller door.
2. Custom Wood Frame thickness: 5/8" (1.6 cm) - 3/4" (1.9 cm).

Free Manuals Download Website

<http://myh66.com>

<http://usermanuals.us>

<http://www.somanuals.com>

<http://www.4manuals.cc>

<http://www.manual-lib.com>

<http://www.404manual.com>

<http://www.luxmanual.com>

<http://aubethermostatmanual.com>

Golf course search by state

<http://golfingnear.com>

Email search by domain

<http://emailbydomain.com>

Auto manuals search

<http://auto.somanuals.com>

TV manuals search

<http://tv.somanuals.com>