

JVC[®]

The Perfect Experience / —

DVD VIDEO RECORDER/S-VHS VIDEO RECORDER
COMBO DECK

SR-MV55



DVD Recorder and S-VHS VCR in One Package –
Easy-to-Use, Convenient Dual Deck with RS-232C Control



Handy Two-in-One Design. Just Press a Button and Turn Your Library of S-VHS/VHS Tapes into DVDs.

Whether you're a professional videographer or simply looking to create a pro-grade home theater, the SR-MV55 will double your satisfaction with its two-in-one design incorporating a DVD recorder and S-VHS recorder. If you already own a library of VHS or S-VHS tapes, the SR-MV55 is the convenient way to make a smooth transition from tape to DVD media. Especially suited for use in educational institutions, this product will reduce the space taken up by tapes and let you easily create a long-lasting DVD library. What's more, it gives you a choice of three DVD recording media: DVD-RAM, DVD-RW, and DVD-R. If you're looking for smart convenience, JVC's SR-MV55 is the intelligent choice.

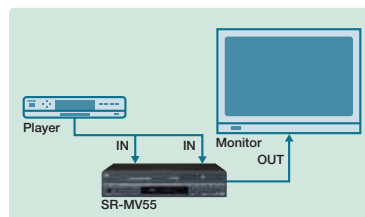
Smart features for

Academic or Corporate Applications



Simultaneous Recording from a single source to VCR and DVD decks

If you ever come across a need to make recordings of a single source on both DVD disc and S-VHS tape simultaneously, the SR-MV55 has a solution. The Simultaneous Recording function can record program on both DVD and VCR decks from the same input source. Additionally, it allows recordings from two different programs on two separate media.*



* The SR-MV55 has no built-in tuner.

Auto full repeat discs can be made

The Auto Repeat function is very convenient when constant or repeated video playback is required such as when DVD discs are used for company receptions or storefront demos.

Live Memory and Live Check functions

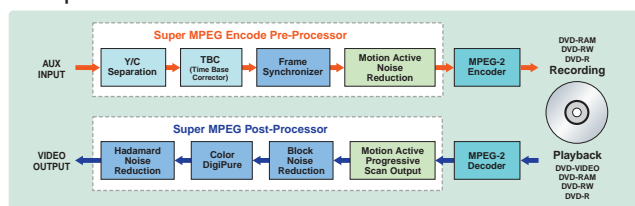
Ideal for school track and field events, Live Memory function lets you playback scenes to check any performance. With the DVD-RAM's rewriting capability, video can be recorded from a camcorder to the DVD-RAM, enabling simultaneous recording and playback. Viewing missed scenes will not interrupt the recording. The Live Check function displays real-time images in a sub-window.



Live Memory's delayed playback scene.

Live Check's real-time recording scene.

Super MPEG Processors



Advanced Technologies

Progressive scan compatibility

To allow viewing of flicker-free, high-resolution pictures on a compatible TV, DVD video signals can be output as progressive signals via component connection. Conversely, S-VHS video signals can also be output as progressive signals via the DVD recording circuit during dubbing mode.



S-VHS digital technologies

The S-VHS deck on the SR-MV55 features several advanced digital technology features.

- **Time Base Corrector (TBC)** removes jitter to produce a more stable picture even when old tapes are used.
- Luminance (Y) and chroma (C) signals are separated precisely by **3D Digital Y/C Separation** to suppress cross-color noise and dot-interference.
- **3D YNR/CNR** improves the S/N ratio of luminance and chroma signals.
- **2MB frame memory** for high-quality still pictures and slow motion.

Digital and analog audio

Dolby Digital 2ch and Linear PCM (XP mode) digital recording are enabled on the DVD-recorder, while the S-VHS deck can record in VHS Hi-Fi audio format.

Crystal-clear playback

Playback quality can be improved on multi-generation tapes or tapes created on different VCRs by using the Tape Level Up and Intelligent Picture functions.

Dolby, Dolby Digital and Double-D symbol are registered trademarks of Dolby Laboratories Licensing Corporation.

Smart features for

Home-theater Applications



RS-232C external control terminal



The RS-232C terminal enables connection of a PC for external control of the unit. A wide range of functions are available: in addition to control of recording and playback, the extensive control protocol lets you directly select titles and chapters for convenient queuing of content. Simple operation

is also made possible by sending remote control codes via the RS-232C terminal.

- Power On/Off
- Stop/Pause
- Play/Fast forward/Rewind
- Title skip next/previous
- Set the time
- Select deck
- Record
- Chapter skip next/previous
- Direct shuttle speed
- Playlist/title/chapter/direct search
- Select direct input
- Finalize
- Menu operation

Remote control code input terminal



The terminal for a remote control code input is located on the rear panel to enable remote control operation of this device by third party vendors in the future.

Expanded control commands

- Play, Stop, Pause, FFWD, REW, Skip forward, Skip reverse, Record
- HDD / DVD / miniDV Transport Status: Counter, Date/Time
- Chapter fwd, Chapter rev
- Menu, Enter, left, right, up, and down direction keys
- Dubbing MENU 6way selection
- Transport status: Remain time
- Finalize DVD-R
- Playlist/Title Direct Select (HDD / DVD)
- Direct Playback Speed Control (Fast/Slow)
- Transport status: Title, Chapter
- Fwd/Rev Field Step
- Jump (15min.), 30sec. Skip, Instant review (-7sec.)
- Disc type detection (CD, DVD, etc.)
- Up and down Input select
- Recording Mode Select
- Audio Select, Subtitle Select
- Direct Input selection: L-1 (C), L-1 (S), F-1 (C), F-1 (S), DV
- Direct Output Select
- Date/Clock Adjust mode
- Simultaneous Recording

DVD and S-VHS/VHS playback

Commercially available DVDs and S-VHS/VHS tapes can be played back on the SR-MV55 for home-theater use.

Smart features for

Professional Videographers



Last function memory

The SR-MV55 memorizes the last function in its memory and resumes operation from that point. Even if the power is turned off at the end of the day, mode settings remain valid and will be automatically recreated, making this feature especially handy for use in professional video editing studios.

Mode lock

Simply pressing on the remote control enter button for more than 5 seconds will disable all operation keys to prevent inadvertent operation.

Time counter display

The SR-MV55 displays time counter information, which is indispensable while editing or dubbing recordings, on both the DVD and S-VHS decks.

i.LINK connection (DV input)

Signals from external DV sources and NLE systems can be recorded via the i.LINK Terminal. These signals are converted in real-time to an MPEG-2 signal for DVD and analog video signal for VHS.



- Link up with a DV camera with the i.LINK cable.

i.LINK and i.LINK logo are trademarks of Sony Corporation.

User-friendly Performance

Video output terminal with BNC connector

The BNC connector for composite video output ensures reliable and secure connection to a professional monitor.



One-touch dubbing

Simply pressing on the dubbing button allows easy recording from S-VHS/VHS to DVD.

Program navigation

(DVD-RAM/DVD-RW VR format)

Information for up to 1300 programs, including titles, disc numbers, dates, etc., can be stored so that you always know the right disc to load when selecting a program. Choosing the desired program on the disc is as simple as clicking on the moving thumbnail image that has audio.

Closed captions available for DVD

Especially useful for educational markets, the SR-MV55 is capable of recording closed captions onto DVD media.



SR-MV55 Components

Playback formats

Disc drive: DVD-R, DVD-RW, DVD-RAM, CDDA, VCD, CD-R (JPEG/MP3), CD-RW (JPEG/MP3)
Tape: S-VHS, VHS Hi-Fi, S-VHS ET (SP Mode only)

Recording formats

Disc drive: DVD-R, DVD-RW, DVD-RAM
Tape: S-VHS, VHS Hi-Fi, S-VHS ET (SP Mode only)

Front Panel



Rear Panel



Specifications

GENERAL

Power requirement	AC 120 V~, 60Hz
Power consumption	
Power on	52 W
Power off	2.7 W
Temperature	
Operating	5°C to 35°C (41°F to 95°F)
Storage	-20°C to 60°C (-4°F to 140°F)
Operating position	Horizontal only
Dimensions (W x H x D)	17-3/16" x 3-13/16" x 13-1/2" (435 mm x 96 mm x 343 mm)
Weight	12.1 lbs (5.5 kg)
Input / Output	
S-video input	Y : 0.8 – 1.2 Vp-p, 75 ohms C : 0.2 – 0.4 Vp-p, 75 ohms
S-video output	Y : 1.0 Vp-p, 75 ohms C : 0.3 Vp-p, 75 ohms
Video input	0.5 – 2.0 Vp-p, 75 ohms (pin jack)
Video output	1.0 Vp-p, 75 ohms (pin jack x 1, BNC x 1)
Audio input	-8 dB, 50 kohms (pin jack) Corresponding to mono (left)
Audio output	-8 dB, 1 kohms (pin jack)
i.Link	4-pin for DV input
Component video output	Y : 1.0 Vp-p, 75 ohms Cb/Cr, Pb/Pk: 0.7 Vp-p, 75 ohms Corresponding to copy protection
Remote input	3.5 mm in diameter
Serial command	D-SUB 9-PIN
Digital audio output	Optical: -18 dBm, 660 nm Coaxial: 0.7 Vp-p, 75 ohms Corresponding to Dolby Digital and DTS Digital Surround Bit stream Selectable in digital audio output setting menu

VIDEO/AUDIO (DVD Deck)

Recording format	
DVD-RAM	DVD Video Recording format
DVD-R	DVD-Video format
DVD-RW	DVD-Video format, DVD Video Recording format
Recording time: Maximum 8 hours (with 4.7 GB disc)	
XP	Approx. 1 hour
SP	Approx. 2 hours
LP	Approx. 4 hours
EP	Approx. 6 hours
FR	Approx. 1 hour-8 hours
Audio recording system	Dolby Digital (2 ch) Linear PCM (XP mode only)
Video recording compression system	MPEG2 (CBR/VBR)

VIDEO/AUDIO (VCR Deck)

Signal system	NTSC color signal and EIA monochrome signal, 525 lines/60 fields
Recording system	DA4 (Double Azimuth) head helical scan system
Format	S-VHS/VHS NTSC standard
Maximum recording time	
SP	210 min. with ST-210 video cassette
EP	30 min. with ST-210 video cassette
Signal-to-noise ratio	45 dB
Horizontal resolution	230 lines
Frequency range	
Normal	70Hz to 10,000Hz
Hi-Fi audio	20Hz to 20,000Hz

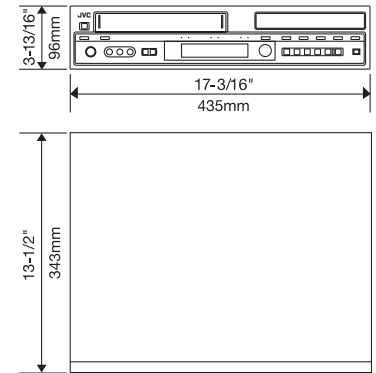
ACCESSORIES

Provided accessories	Audio cable, S-video cable, Infrared remote control unit, "AA" battery x 2
-----------------------------	---

Specifications shown are for SP mode unless otherwise specified.

Dimensions

SR-MV55 Unit : Inches/mm



E. & O.E. Design and specifications are subject to change without notice. All brand or product names may be trademarks and/or registered trademarks of their respective owners. Any rights not expressly granted herein are reserved. Some accessories may not be available in certain areas.
Copyright © 2007 Victor Company of Japan, Limited (JVC). All Rights Reserved.

DISTRIBUTED BY

JVC PROFESSIONAL PRODUCTS COMPANY
DIVISION OF JVC AMERICAS CORP.
1700 Valley Road, Wayne, N.J. 07470
TEL: (973) 317-5000, (800) 582-5825 FAX: (973) 317-5030
Internet Web Site <http://www.jvc.com/pro>
E-mail: proinfo@jvc.com
JVC CANADA INC.
21 Finchdene Square, Scarborough, Ontario M1X 1A7
TEL: (416) 293-1311 FAX: (416) 293-8208
Internet Web Site <http://www.jvc.ca/en/pro/>

Printed in Japan
ICN-0312

Free Manuals Download Website

<http://myh66.com>

<http://usermanuals.us>

<http://www.somanuals.com>

<http://www.4manuals.cc>

<http://www.manual-lib.com>

<http://www.404manual.com>

<http://www.luxmanual.com>

<http://aubethermostatmanual.com>

Golf course search by state

<http://golfingnear.com>

Email search by domain

<http://emailbydomain.com>

Auto manuals search

<http://auto.somanuals.com>

TV manuals search

<http://tv.somanuals.com>