

JVC[®]

PROFESSIONAL

ACTIVE MOVEMENT COLOR CAMERA

TK-AM200U

(AC 24 V)

Compact, Durable, Wide Angle Color Camera for CCTV Surveillance Applications with Direct Drive Motor Panning and Tilting



- 1/4" IT CCD 380,000 Pixels
- Fixed Lens (f=2.2 mm)
- Sensitivity: 4 lux with Cover
1.5 lux without Cover
- Direct Drive Motor for Pan and Tilt
- Maximum Panning and Tilting Speed:
120 Degrees/sec.
- The Range of Panning and Tilting:
Total 60 Degrees with Coverage Over an Angle of
145 Degrees (Pan) and 125 Degrees (Tilt)
- 16 Preset Positions
- Built-in Menu
- 2x Electronic Zoom
- Auto Patrol Mode
- Programmable Backlight Compensation
- Panic Alarm
- Control Signals: RS-232C, RS-422A or RS-485
- Compact, Durable Design

Compact, Quiet Dome Surveillance Camera for Stand-alone or System Installation

Engineered and built for operation in challenging real-world environments, the TK-AM200U brings together JVC's advanced video technologies and surveillance system expertise. Installed alone or as part of an expandable, integrated system, the low-maintenance TK-AM200U provides exceptional coverage. Designed for ease-of-installation and operation, it features a wide-aperture, wide angle (145 degrees panning angle) lens. A 1/4-inch CCD packs 380,000 pixels for 470 TV Lines of horizontal resolution at light levels as low as 1.5 lux (cover not fitted). An ingenious direct drive motor ensures fast, quiet panning and tilting with low power consumption. Cost-effective and powerful, the TK-AM200U is the ideal solution for a wide range of surveillance applications.



*Direct Drive Motor for
Pan and Tilt
Panic Alarm
2X Electronic Zoom*



60 Degrees Pan
145 Degrees Pan (Viewing Angle)

High-resolution and sensitivity to 1.5 lux with 440,000 pixels

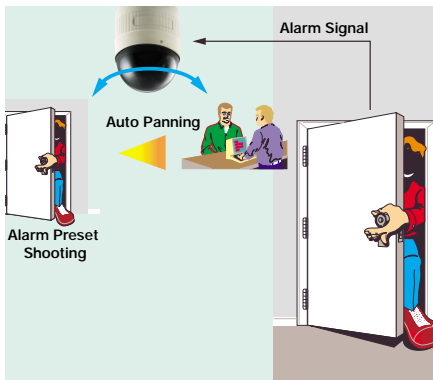
The TK-AM200U has an advanced 1/4-inch CCD with 380,000 pixels, providing 470 TV Lines of horizontal resolution. Exceptional sensitivity means the TK-AM200U achieves excellent picture quality at ambient light levels as low as 4 lux with cover on and 1.5 lux with cover removed.

Auto Patrol Mode

The TK-AM200U features a powerful Auto Patrol Mode, for use with the RM-P2580 CCTV system remote controller, which provides one Preset Sequence Mode (Auto Patrol) setting and 16 Presets for surveillance coverage of a designated area by random or sequential panning. That means you can set up high-speed camera movements between multiple preset positions in the sequence and the time intervals that are suitable for your application.

Panic Alarm

You can interlock operation of the TK-AM200U with peripheral alarm equipment via Data I/O terminals. With the Alarm Priority mode selected, the RM-P2580 interrupts the programmed operation automatically and the scene for which the alarm signal is received is captured by the camera.



Stand-Alone Alarm Shooting (without Remote Control Unit)

- TK-AM200U can receive one alarm signal directly, then an alarm signal received. It shoots alarm preset position. The alarm position can be set by PC with sample software (no warranty).
- Suitable for a variety of entrance surveillance facilities.

2x Electronic Zoom

With an integrated large-aperture 2x electronic zoom lens, the TK-AM200U lets you focus on the action.

Electronic Shutter

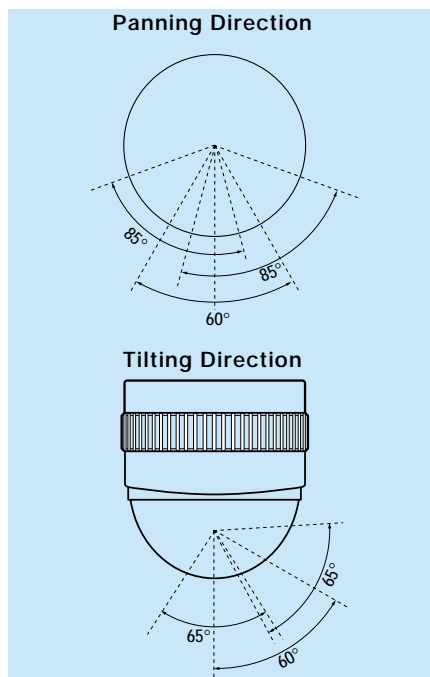
The TK-AM200U has a precision-engineered electronic shutter with a selectable shutter speed of 1/50 and 1/60 sec., which reduces flicker caused by fluorescent lighting in areas where the commercial power supply frequency is 50 Hz.

TTL Auto White Balance

The TK-AM200U features JVC's TTL Auto White Balance (ATW), which automatically adjusts for light within a color temperature range from 2,500K to 8,000K. Manual adjustment is also possible for special operating conditions.

Wide Viewing Angle

The TK-AM200U features seamless 60 degrees panning and 60 degrees tilting with coverage over an angle of 145 degrees (panning) and 125 degrees (tilting). Maximum panning and tilting speed is 120 degrees per second for tracking fast-moving subjects.

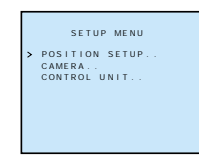
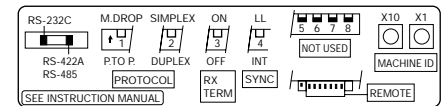



Menu-driven Parameter Settings

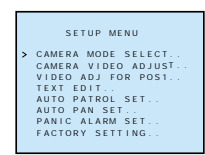
Simple menu-driven operations let you set key parameters including AV/PEAK level, Color level, Enhance level, W.Balance, AGC level, and L.L. phase.

DIP SW settings

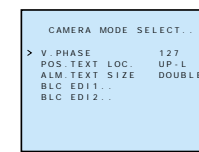
The location of DIP Switch is as follows:



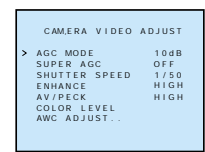
SETUP MENU



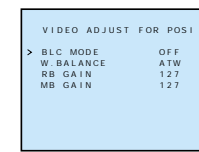
CAMERA SETUP MENU



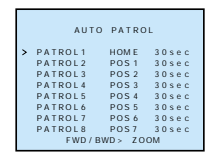
CAMERA MODE SELECT



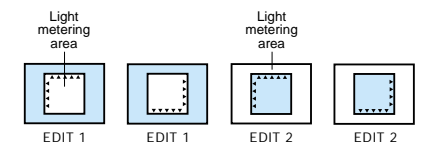
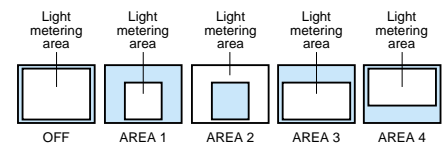
CAMERA VIDEO ADJUST



VIDEO ADJUST FOR POS1



AUTO PATROL



RS-232C, RS-422A and RS-485 Interface

The TK-AM200U comes with an RS-232C and RS-422A terminal to control external components. The unit's RS-485 connection allows cascaded connection of cameras.

Backlight Compensation

Backlight Compensation delivers a realistic sense of depth around a subject in the foreground by filling the background, which prevents silhouetting.

Specifications

■ CAMERA

Signal system	NTSC
Image device	1/4" IT CCD
Effective picture element	NTSC: 380,000 pixels, 768 (H) x 494 (V)
Sync system	Line lock/Internal
Video S/N	50 dB (typical)
Horizontal resolution	470 TV lines (typical)
Minimum illumination	4 lux (Full wide angle, AGC 20 dB, Y: 25% with cover)
Camera ID	16 characters
White balance	ATW/MANUAL/AWC
BLC	Available by adjustment of light metering area position

■ LENS

Focal length	f = 2.2 mm
Max. aperture ratio	F1.0

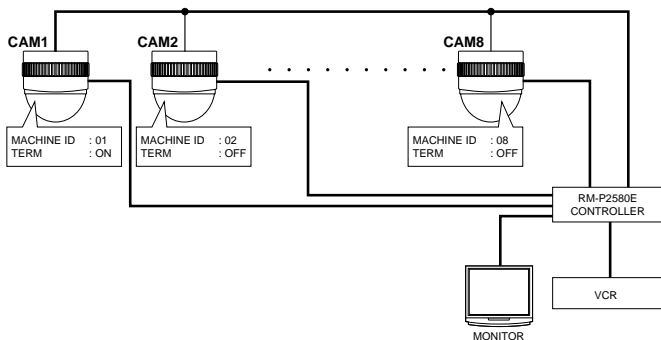
■ MOVING MECHANISM

Panning	±30° from original axis
Panning speed	2°/s, 4°/s, 6°/s, 12°/s, 20°/s, 40°/s, 60°/s, 80°/s (in manual mode) 4°/s (AUTO PAN mode) 120°/s (Preset maximum)
Tilting	0° to 60° (from down to horizontal direction)
Tilting speed	2°/s, 4°/s, 6°/s, 12°/s, 20°/s, 40°/s, 60°/s, 80°/s (in manual mode) 120°/s (Preset maximum)


■ GENERAL

Remote control input	RS-232C, RS-422A or RS-485
Power requirement	AC 24 V, 50/60 Hz
Power consumption	570 mA
Operating temperature range	14°F to 122°F / -10°C to +50°C (recommendation: 32°F to 104°F / 0°C to +40°C)
Dimensions	Approx. ϕ 4-3/8 x 5-3/8 inches
Weight	Approx. 1.8 lbs/0.8 kg with ceiling mount

Basic system



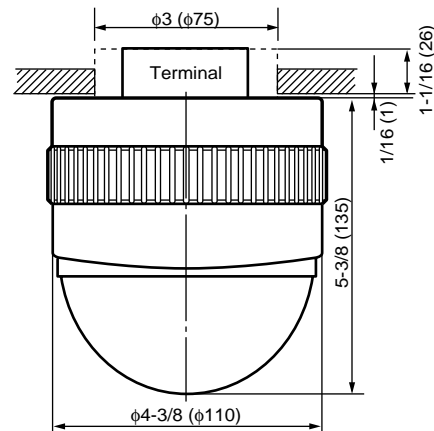
Controls, connectors and indicators



- q Control signal selector switch
- w System setting switches
- e FOR SERVICE connector
- r Camera ID setting switches
- t Camera body mounting guides
- y AC 24V input terminals
- u Control signal connection terminals
- i Panic Alarm signal input terminal
- o Camera body clamp
- ! Ⓛ Drop prevention wire hook
- ! Ⓜ Video input terminal
- ! Ⓝ Terminal board
- ! Ⓜ Mounting holes (x4)
- ! Ⓞ Camera body mounting guides (x3)
- ! Ⓞ Camera positioning alignment mark
- ! Ⓞ Camera direction alignment mark
- ! Ⓛ Drop prevention wire hook

Dimensions

Unit: inches (mm)



JVC[®] DISTRIBUTED BY

JVC PROFESSIONAL PRODUCTS COMPANY
DIVISION OF JVC AMERICAS CORP.
1700 Valley Road, Wayne, N.J. 07470
TEL: (973) 315-5000, (800) 582-5825
FAX: (973) 315-5030
E-mail: proinfo@jvc.com

JVC CANADA INC.
21 Finchdene Square, Scarborough, Ontario M1X 1A7
TEL: (416) 293-1311, FAX: (416) 293-8208
Internet Web Site <http://www.jvcpro.com/>

Design and specifications subject to change without notice.



Certificate No. EC96J1049



ISO9001/No. FM26586

■ The Hachioji Plant of Victor Company of Japan, Ltd., has received ISO14001 Certification under the global standard for environmental management.

Free Manuals Download Website

<http://myh66.com>

<http://usermanuals.us>

<http://www.somanuals.com>

<http://www.4manuals.cc>

<http://www.manual-lib.com>

<http://www.404manual.com>

<http://www.luxmanual.com>

<http://aubethermostatmanual.com>

Golf course search by state

<http://golfingnear.com>

Email search by domain

<http://emailbydomain.com>

Auto manuals search

<http://auto.somanuals.com>

TV manuals search

<http://tv.somanuals.com>