



Fax +32 2 359 95 50

Copies of the I/B. Please reproduce them without any changes except under special instruction from Team International BELGIUM. The pages must be reproduced and folded in order to obtain a booklet A5 (+/- 148.5 mm width x 210 mm height). When folding, make sure you keep the good numbering when you turn the pages of the I/B. Don't change the page numbering. Keep the language integrity. **Print only what is inside the frame.**



**KALORIK**



[www.KALORIK.com](http://www.KALORIK.com)



**Digital bathroom scale**

**Balanza de cuarto de baño  
digital**

**USK EBS 37070**

**2 x 3.0 V Lithium (CR-2032)**



Front cover page (first page)

Assembly page 1/16



Fax +32 2 359 95 50

Copies of the I/B. Please reproduce them without any changes except under special instruction from Team International BELGIUM. The pages must be reproduced and folded in order to obtain a booklet A5 (+/- 148.5 mm width x 210 mm height). When folding, make sure you keep the good numbering when you turn the pages of the I/B. Don't change the page numbering. Keep the language integrity. **Print only what is inside the frame.**



# **(EN) OPERATING INSTRUCTIONS**

## **IMPORTANT SAFEGUARDS**

**Please read these instructions carefully before using the appliance.**

Important: People (including children) who are not able to use the appliance in a safe way, due to their physical, sensorial or mental capacity or their lack of experience or knowledge, must never use the appliance except if they are supervised by a person responsible for their safety or if they previously received instructions concerning the safe use of the appliance.

Close supervision is necessary to prevent children from using the appliance as a toy.

- Never leave the appliance unsupervised when in use.
- From time to time check the appliance for damages. Never use the appliance if it shows any signs of damage. All repairs should be made by a qualified electrician.
- Only use the appliance for domestic purposes and in the way indicated in these instructions.
- Never immerse the appliance in water or any other liquid for any reason whatsoever.
- Before cleaning, always remove the battery.
- If the battery leaks, remove it, clean the contacts of the appliance and wash your hands.
- If you do not use the appliance for a long time, remove the battery so that it does not leak.

## **SAVE THESE INSTRUCTIONS HOUSEHOLD USE ONLY**



Fax +32 2 359 95 50

Copies of the I/B. Please reproduce them without any changes except under special instruction from Team International BELGIUM. The pages must be reproduced and folded in order to obtain a booklet A5 (+/- 148.5 mm width x 210 mm height). When folding, make sure you keep the good numbering when you turn the pages of the I/B. Don't change the page numbering. Keep the language integrity. **Print only what is inside the frame.**



## CHARACTERISTICS OF YOUR SCALE

- Bamboo platform over glass surface
- Large LCD display with blue backlight
- Three weight units : kg / lbs / stone
- Maximum weight = 180 kg / 396 lb / 28.4 st.
- Precision of the measurement = 0.1 kg / 0.2 lb / 1 lb
- Low battery indicator and overloading indicator
- Auto-on, auto-zero and auto-off functions

## BEFORE THE FIRST USE

This appliance works with 2 lithium batteries (3.0 V, type CR-2032, included). Open the lid of the battery housing, on the rear part of the scale. Place the batteries, respecting the polarity indicated, and then close the lid (the "+" side of the battery shall be facing the user; insert the batteries toward the metallic contacts first). You can now use your scale.

## WEIGHT UNIT

Your scale allows you to use the metric measurement system (kilograms) OR the imperial system (pounds) OR the British system (stone). Choose the measurement system by pressing the "UNIT" switch. LCD screen will display "kg...lb...St" depending on the measurement system you wish to use. This switch is situated on the rear side of the appliance.

## USE

Put the scale on an even and hard surface. Avoid carpets or soft surfaces. Always use the same scale and at the same place if possible.

- 1) Step on the scale and stay as still as possible.
- 2) LCD screen will light on.
- 3) The stabilized weight is displayed (and flashes twice).
- 4) Step off the scale.





Fax +32 2 359 95 50

Copies of the I/B. Please reproduce them without any changes except under special instruction from Team International BELGIUM. The pages must be reproduced and folded in order to obtain a booklet A5 (+/- 148.5 mm width x 210 mm height). When folding, make sure you keep the good numbering when you turn the pages of the I/B. Don't change the page numbering. Keep the language integrity. **Print only what is inside the frame.**



5) The scale turns off automatically 10 seconds after the weight is displayed

If the displayed weight seems wrong, you can check if the scale is well calibrated. To do so:

- 1) Check that your scale is on a hard and even surface and that the 4 feet touch the ground.
- 2) When the scale is turned off, gently push with your foot on the right or left superior corner.
- 3) The scale will turn on correctly and the LCD display will show "0.0".
- 4) Step on the scale (turned on) and remain as still as possible.
- 5) The stabilized weight is displayed (flashes twice).
- 6) Step off the scale.
- 7) The scale turns off automatically.

## ERROR INDICATION


If the display shows symbols randomly or if the scale doesn't turn off automatically, it means that your scale has a problem (wrong initialization or weighing error).

Step off the scale and wait for it to turn off.


You can start again.

If the problem goes on, remove the batteries for 10 seconds, and then put them back in place.

## OVERLOADING INDICATOR

If the  symbol appears on the LCD screen, it means that the maximum weight accepted by your scale is exceeded, please step off in order not to damage your scale.

## LOW BATTERY INDICATOR

If the  symbol is displayed on the LCD screen, it means that the batteries of your scale should be replaced (see paragraph "Before the first use").





Fax +32 2 359 95 50

Copies of the I/B. Please reproduce them without any changes except under special instruction from Team International BELGIUM. The pages must be reproduced and folded in order to obtain a booklet A5 (+/- 148.5 mm width x 210 mm height). When folding, make sure you keep the good numbering when you turn the pages of the I/B. Don't change the page numbering. Keep the language integrity. **Print only what is inside the frame.**



## BATTERY

If your appliance does not work properly, it is probably because the batteries are discharged. In that case, replace them by new ones of the same type (see paragraph "Before the first use").

Please dispose of the old batteries in an environmentally friendly way.


## TIPS FOR USE AND MAINTENANCE

- The surface of the scale is slippery when wet. Keep it dry!
- Be careful when manipulating the scale because it is a precision device.
- Clean the outside parts only with a lightly damp cloth.
- Never use abrasive products to clean your scale.
- NEVER USE THIS APPLIANCE NEAR WATER; NEVER IMMERSE IT IN WATER OR ANY LIQUID WHATSOEVER.
- Keep the scale in a cool and dry place.
- Always keep your scale in a horizontal position.
- Do not step on the scale with shoes to avoid scratching the wood surface.
- No liability will be taken for damages caused by an inappropriate use. The warranty becomes null and void if the appliance was open or damaged.

## PROTECTION OF THE ENVIRONMENT

In order to preserve our environment and protect human health, the waste electrical and electronic equipment should be disposed of in accordance with specific rules with the implication of both suppliers



and users. For this reason, as indicated by the symbol  on the rating label or on the packaging, your appliance should not be disposed of as unsorted municipal waste. The user should bring it to a municipal collection point performing waste recovery by means of reuse, recycling or use for other applications in accordance with the directive.





Fax +32 2 359 95 50

Copies of the I/B. Please reproduce them without any changes except under special instruction from Team International BELGIUM. The pages must be reproduced and folded in order to obtain a booklet A5 (+/- 148.5 mm width x 210 mm height). When folding, make sure you keep the good numbering when you turn the pages of the I/B. Don't change the page numbering. Keep the language integrity. **Print only what is inside the frame.**



## WARRANTY

We suggest that you complete and return the enclosed Product Registration Card promptly to facilitate verification of the date of original purchase. However, return of the Product Registration Card is not a condition of these warranties. You can also fill this warranty card online, at the following address: [www.KALORIK.com](http://www.KALORIK.com)

This KALORIK product is warranted in the U.S.A. for 1 year from the date of purchase against defects in material and workmanship. This warranty is not transferable. Keep the original sales receipt. Proof of purchase is required to obtain warranty performance.

During this period, the KALORIK product that, upon inspection by KALORIK, is proved defective, will be repaired or replaced, at Kalorik's option, without charge to the customer. If a replacement product is sent, it will carry the remaining warranty of the original product.

This warranty does not apply to any defect arising from a buyer's or user's misuse of the product, negligence, failure to follow KALORIK instructions noted in the user's manual, use on current or voltage other than that stamped on the product, wear and tear, alteration or repair not authorized by KALORIK, or use for commercial purposes. There is no warranty for glass parts, glass containers, filter basket, blades and agitators, and accessories in general. There is also no warranty for parts lost by the user.

ANY WARRANTY OF MERCHANTABILITY OR FITNESS WITH RESPECT TO THIS PRODUCT IS ALSO LIMITED TO THE ONE YEAR LIMITED WARRANTY PERIOD.

Some states do not allow limitation on how long an implied warranty lasts or do not allow the exclusion of incidental or consequential damages, so the above limitations may not apply to you. This warranty gives you specific legal rights, and you may also have other rights which vary from state to state.





Fax +32 2 359 95 50

Copies of the I/B. Please reproduce them without any changes except under special instruction from Team International BELGIUM. The pages must be reproduced and folded in order to obtain a booklet A5 (+/- 148.5 mm width x 210 mm height). When folding, make sure you keep the good numbering when you turn the pages of the I/B. Don't change the page numbering. Keep the language integrity. **Print only what is inside the frame.**



If the appliance should become defective within the warranty period and more than 30 days after date of purchase, do not return the appliance to the store: often, our Consumer Service Representatives can help solve the problem without having the product serviced. If servicing is needed, a Representative can confirm whether the product is under warranty and direct you to the nearest service location.

If this is the case, bring the product, or send it, postage prepaid by the user (all Kalorik customers are responsible for the initial shipment back to the warranty center), along **with proof of purchase** and indicating a **return authorization number** given by our Consumer Service Representatives, to the authorized KALORIK Service Center (please visit our website at [www.KALORIK.com](http://www.KALORIK.com) or call our Customer Service Department for the address of our authorized KALORIK Service Center).

If you send the product, please include a letter explaining the nature of the claimed defect.

If you have additional questions, please call our Consumer Service Department (please see below for complete contact information), Monday through Friday from 9:00am - 6:00pm (EST). Please note hours are subject to change.

If you would like to write, please send your letter to:

**KALORIK Consumer Service Department**

Team International Group of America Inc.  
1400 N.W 159th Street, Suite 102  
Miami Gardens, FL 33169 USA

Or call:

Toll Free: +1 888-521-TEAM / +1 888-KALORIK

**Only letters can be accepted at this address above. Shipments and packages that do not have a return authorization number will be refused.**





Fax +32 2 359 95 50

Copies of the I/B. Please reproduce them without any changes except under special instruction from Team International BELGIUM. The pages must be reproduced and folded in order to obtain a booklet A5 (+/- 148.5 mm width x 210 mm height). When folding, make sure you keep the good numbering when you turn the pages of the I/B. Don't change the page numbering. Keep the language integrity. **Print only what is inside the frame.**



# **(SP) MANUAL DE INSTRUCCIONES**

## **CONSEJOS DE SEGURIDAD**

Lea detenidamente el modo de empleo antes de utilizar el aparato. Importante: Las personas (incluidos niños) con incapacidades físicas, sensoriales o mentales, o sin experiencia o conocimiento nunca deben utilizar el aparato, salvo si están bajo la vigilancia de una persona responsable de su seguridad o si recibieron previamente instrucciones con respecto al uso seguro del aparato.

Es necesario vigilar a los niños para que no jueguen con el aparato.

- No deje nunca su aparato sin vigilancia cuando esté en marcha.
- Compruebe de vez en cuando que el aparato no esté dañado. Nunca utilice el aparato si está dañado. Todas las reparaciones deben ser hechas por un servicio técnico cualificado recomendado por el distribuidor.
- Utilice el aparato solamente para usos domésticos y de la manera indicada en este manual de instrucciones.
- No sumerja nunca el aparato en el agua o en cualquier otro líquido por ninguna razón.
- Antes de limpiar el aparato, quite siempre la pila.
- Si la pila gotea, quítela, limpie los contactos del aparato y lávese las manos.
- Si no va a utilizar el aparato durante un largo periodo de tiempo, quite la pila para que no gotee.

## **GUARDE ESTAS INSTRUCCIONES SOLAMENTE PARA USO DOMESTICO**







Fax +32 2 359 95 50

Copies of the I/B. Please reproduce them without any changes except under special instruction from Team International BELGIUM. The pages must be reproduced and folded in order to obtain a booklet A5 (+/- 148.5 mm width x 210 mm height). When folding, make sure you keep the good numbering when you turn the pages of the I/B. Don't change the page numbering. Keep the language integrity. **Print only what is inside the frame.**



## CARACTERÍSTICAS DE SU BALANZA

- Plataforma de Bambú sobre superficie de cristal.
- Gran pantalla LCD con luz de fondo azul
- 3 sistemas de unidad de peso : libra / kilo / Stone convertibles
- Peso máximo = 180 kg / 396 lb. / 28.4 st.
- Precisión de la medida = 0.1 kg / 0.2 lb/1 lb
- Avisador de batería escasa y indicación de sobrecarga
- Funciones de encendido, cero y apagado automáticas.

## PRIMERA PUESTA EN MARCHA

Ese aparato funciona con 4 pilas litio de tipo 3.0V / CR-2032 (incluidas).

Abre las dos tapas de emplazamiento de las pilas ubicados en la parte trasera de la balanza.

Introduzca las pilas respetando las polaridades indicadas, luego cierre las dos tapas; introduzca las baterías hacia los contactos metálicos con el polar "+" mirando hacia la superficie.

Ahora se puede utilizar su balanza.

## UNIDAD DE PESO

Su balanza le permite utilizar el sistema de medida métrica (kilogramos), imperial (libras) o inglés (stone). Elija el sistema de medida con el interruptor "UNIT", ubicado en la parte trasera del aparato. En la pantalla LCD aparecerá "kg...lb...St" dependiendo de la unidad de medida elegida. .

## FUNCIONAMIENTO

Coloque la balanza en una superficie dura y estable. Evite las alfombras o superficies más blandas.

Siempre utilice la misma balanza para pesarse, y si es posible, hágalo al mismo sitio.





Fax +32 2 359 95 50

Copies of the I/B. Please reproduce them without any changes except under special instruction from Team International BELGIUM. The pages must be reproduced and folded in order to obtain a booklet A5 (+/- 148.5 mm width x 210 mm height). When folding, make sure you keep the good numbering when you turn the pages of the I/B. Don't change the page numbering. Keep the language integrity. **Print only what is inside the frame.**



- 1) Suba en la balanza (apagada) y quédense lo más inmóvil posible.
- 2) La pantalla LCD se enciende.
- 3) El peso se indica una vez estabilizada (parpadea 2 veces)
- 4) Baje de la balanza.
- 5) La balanza se apaga automáticamente, 10 seconds after the weight is displayed

Si el peso mostrado le parece falso, puede verificar si la balanza esté correctamente contrastada. Por eso:

- 1) Verificar que su balanza esté en una superficie dura, plana y que los 4 pies tocan el suelo.
- 2) Cuando la balanza esté apagada, pulse suavemente en la parte superior (izquierda o derecha) de la balanza con su pie.
- 3) La balanza se encenderá correctamente y en la pantalla LCD « 0.0 » aparecerá.
- 4) Suba en la balanza (encendida) y quédese lo más inmóvil posible.
- 5) El peso estabilizado aparece (parpadea 2 veces).
- 6) Bajar de la balanza.
- 7) La balanza se apaga automáticamente.

## INDICACIÓN DE ERROR


Si en la pantalla aparecen cifras al azar o si la balanza no se apaga automáticamente, eso significa que su balanza tiene un problema (inicialización incorrecta o error de peso).

Baje de la balanza y espere hasta que se apague.

Después puede probar de nuevo.

Si el problema sigue, quite las pilas durante 10 segundos y colóquenles de nuevo.

## INDICACIÓN DE SOBRECARGA

Si el símbolo  aparece en la pantalla LCD, significa que se excede el peso máximo aceptado por su balanza. Baje para que no se dañe su balanza.






Fax +32 2 359 95 50

Copies of the I/B. Please reproduce them without any changes except under special instruction from Team International BELGIUM. The pages must be reproduced and folded in order to obtain a booklet A5 (+/- 148.5 mm width x 210 mm height). When folding, make sure you keep the good numbering when you turn the pages of the I/B. Don't change the page numbering. Keep the language integrity. **Print only what is inside the frame.**



## INDICACIÓN DE BATERÍA ESCASA

Si el símbolo  aparece en la pantalla LCD, significa que las pilas de su balanza deben ser reemplazadas (Véase el párrafo Primera puesta en marcha).

## PILA

Si su aparato no funciona correctamente, eso significa probablemente que las pilas estén descargadas. En este caso, reemplácelas por pilas de tipo idéntico. (Véase el párrafo Primera puesta en marcha).

Les rogamos eliminen las pilas usadas de manera ecológica.

## CONSEJOS DE USO Y DE MANTENIMIENTO

- Se puede resbalar en la plataforma cuando esté mojada. Guárdela seca.  
Trate la balanza con cautela porque es un instrumento de precisión.  
Limpie el exterior únicamente con un pañuelo seco ligeramente húmedo.
- Nunca limpie su aparato con productos abrasivos.
- Nunca utilice ese aparato cerca del agua. No sumerja nunca el aparato en el agua o en cualquier otro líquido.
- Conserve la balanza en un lugar fresco y seco.  
Siempre conserve su balanza en posición horizontal.
- No suba sobre la balanza con zapatos para evitar rayar la superficie de madera.
- No se puede comprometer ninguna responsabilidad por deterioraciones debidas a un uso inapropiado o no conforme con el modo de empleo. La garantía vuelve caduca si el aparato ha sido abierto o dañado.





Fax +32 2 359 95 50


Copies of the I/B. Please reproduce them without any changes except under special instruction from Team International BELGIUM. The pages must be reproduced and folded in order to obtain a booklet A5 (+/- 148.5 mm width x 210 mm height). When folding, make sure you keep the good numbering when you turn the pages of the I/B. Don't change the page numbering. Keep the language integrity. **Print only what is inside the frame.**



## PROTECCIÓN DEL MEDIO AMBIENTE

Para poder preservar nuestro medio ambiente y proteger la salud humana, los residuos eléctricos y equipos electrónicos deberían ser destruidos de acuerdo con unas normas específicas con la implicación de ambos proveedores y consumidores. Por esta razón,



como indica el símbolo  en la placa de datos técnicos, su aparato no debería ser tirado en un contenedor municipal sino que debería ser devuelto a la tienda, o dejado en un punto de recolección para ser reciclado o usado para otras aplicaciones conforme a la directiva.





Fax +32 2 359 95 50

Copies of the I/B. Please reproduce them without any changes except under special instruction from Team International BELGIUM. The pages must be reproduced and folded in order to obtain a booklet A5 (+/- 148.5 mm width x 210 mm height). When folding, make sure you keep the good numbering when you turn the pages of the I/B. Don't change the page numbering. Keep the language integrity. **Print only what is inside the frame.**



## GARANTÍA

Le sugerimos rellenen y nos envíen rápidamente la Tarjeta de Registro de Producto adjunta para facilitar la verificación de la fecha de compra. Por lo tanto, la devolución de esa Tarjeta de Registro de Producto no es una condición imprescindible para la aplicación de esa garantía. Puede también rellenar dicha tarjeta de garantía en línea en la dirección siguiente: [www.KALORIK.com](http://www.KALORIK.com)

A partir de la fecha de compra, este producto KALORIK está garantizado un año contra los defectos materiales y de fabricación, en los Estados Unidos. Esta garantía no es transferible. Conserve la prueba de compra original. Se exige una prueba de compra para obtener la aplicación de la garantía.

Durante este período, si el producto KALORIK después de una inspección por parte de KALORIK, se manifiesta defectuoso, será reparado o reemplazado, según lo que decida KALORIK, sin gastos para el consumidor. Si se envía un producto de reemplazo, se aplicará la garantía que queda del producto original.

Esta garantía no se aplica a los defectos causados por una mala utilización por parte del comprador o del usuario, o una negligencia al no respeto del manual de instrucciones KALORIK, o una utilización en un circuito eléctrico cuyo voltaje es diferente al que figura en el producto, o un desgaste normal, o modificaciones o reparaciones no autorizadas por KALORIK, o por un uso con fines comerciales. No existe garantía por las partes de cristal, jarras de cristal, filtros, cestos, cuchillas y accesorios en general. No existe tampoco garantía por las piezas perdidas por el usuario.

Toda garantía de valor comercial o de adaptabilidad a este producto está limitada a un año también.

Algunos estados no ponen límites a la duración de la garantía tácita o no autorizan la exclusión de daños y perjuicios accesorios o indirectos, por lo que puede que las restricciones anteriormente mencionadas no le sean aplicables a Usted. Esta garantía le otorga derechos legales particulares, pero usted puede tener también otros





Fax +32 2 359 95 50

Copies of the I/B. Please reproduce them without any changes except under special instruction from Team International BELGIUM. The pages must be reproduced and folded in order to obtain a booklet A5 (+/- 148.5 mm width x 210 mm height). When folding, make sure you keep the good numbering when you turn the pages of the I/B. Don't change the page numbering. Keep the language integrity. **Print only what is inside the frame.**



derechos que varían de un estado a otro y algunos derechos pueden variar de un estado a otro.

Si el aparato tuviera un defecto durante el periodo de garantía y / o más de 30 días después de que se compró, no devuelva el aparato en la tienda donde le compró: a menudo, nuestro Servicio al Consumidor puede ayudar a resolver el problema sin que el producto tenga que ser reparado. Si hace falta una reparación, uno de nuestros representantes puede confirmar si el producto está bajo garantía y dirigirle al servicio post-venta más próximo.

Si fuera el caso, traiga el producto (o envíelo, correctamente franqueado) con la **prueba de compra** que mencione **el número de autorización de devolución** indicado por nuestro Servicio al Consumidor, al servicio post-venta KALORIK más próximo. (Visite nuestra web [www.KALORIK.com](http://www.KALORIK.com) o llame al Servicio al Consumidor para obtener la dirección del Servicio post-venta KALORIK exclusivo más próximo).

Si envía el producto, le rogamos añadan una carta explicando la naturaleza del defecto.

Si tiene preguntas adicionales, por favor llame al Servicio al Consumidor (véase abajo para los datos completos), de lunes a viernes, de las 9 a las 18 (EST). Note que las horas pueden ser modificadas.

Si quiere escribirnos, puede hacerlo a la dirección siguiente:

**KALORIK Servicio al Consumidor**

Team International Group of America Inc.  
1400 N.W 159th Street, Suite 102  
Miami Gardens, FL 33169 USA

O llame gratuitamente (U.S.A.) al +1 888-521-TEAM / +1 888-KALORIK


**Las cartas se aceptan solamente en la dirección anteriormente mencionada. Los envíos y paquetes que no tengan número de autorización de devolución serán rechazados.**





Fax +32 2 359 95 50

Copies of the I/B. Please reproduce them without any changes except under special instruction from Team International BELGIUM. The pages must be reproduced and folded in order to obtain a booklet A5 (+/- 148.5 mm width x 210 mm height). When folding, make sure you keep the good numbering when you turn the pages of the I/B. Don't change the page numbering. Keep the language integrity. **Print only what is inside the frame.**



15

USK EBS 37070 - 110808




Back cover page (last page)

Assembly page 15/16



Fax +32 2 359 95 50

Copies of the I/B. Please reproduce them without any changes except under special instruction from Team International BELGIUM. The pages must be reproduced and folded in order to obtain a booklet A5 (+/- 148.5 mm width x 210 mm height). When folding, make sure you keep the good numbering when you turn the pages of the I/B. Don't change the page numbering. Keep the language integrity. **Print only what is inside the frame.**



**K110808**

16

USK EBS 37070 - 110808



Back cover page (last page)

Assembly page 16/16



## Free Manuals Download Website

<http://myh66.com>

<http://usermanuals.us>

<http://www.somanuals.com>

<http://www.4manuals.cc>

<http://www.manual-lib.com>

<http://www.404manual.com>

<http://www.luxmanual.com>

<http://aubethermostatmanual.com>

Golf course search by state

<http://golfingnear.com>

Email search by domain

<http://emailbydomain.com>

Auto manuals search

<http://auto.somanuals.com>

TV manuals search

<http://tv.somanuals.com>