

Kensington®

READ FIRST!

Universal AC/Car/Air Adapter (for Notebooks) User Manual



Universal AC/Car/Air Adapter • 1

Congratulations!

Your new Kensington Universal AC/Car/Air Adapter is a highly efficient power adapter for Notebook computers. With the Universal AC/Car/Air Adapter you have the flexibility of powering and charging your notebook from multiple power sources including standard wall outlets, airplanes and automobiles. No other adapter gives you the ability to turn power into productivity anywhere and anytime.

Simultaneously charge and power a mobile phone or handheld by using the Peripheral Powering System (PPS). Simply insert the accessory into the connection point on the Notebook Input Cord and connect to a mobile phone or handheld. This accessory is sold separately. For more information or if you would like to purchase a PPS for your handheld, please visit http://igo.com/mapfiles/Juice_Comp_PPS_Handheld.asp for your mobile phone, please visit http://igo.com/mapfiles/Juice_Comp_PPS_Mobile_Phone.asp.

Please read this short manual to learn valuable information about the proper use and installation of your new Universal AC/Car/Air Adapter. Register your new Universal AC/Car/Air Adapter on line at www.kensington.com/register.

Important: Safety Information



Warnings: This manual contains important safety and operating instructions for your Universal AC/Car/Air Adapter. Please carefully read this section to reduce the risk of injury, and pay attention to the following:

Only use the accessories provided in this package. Otherwise, there is a risk of fire, injury to persons, or damage to personal property.

This Universal AC/Car/Air Adapter is suitable only for mobile electronic devices. Otherwise, there is a risk of electrical shock or damage to this unit or relative products.

Please follow procedures step by step from the User Manual when setting up the device, otherwise, there is a risk of electrical shock or damage to this unit.

Notebook "Tips" are uniquely designed. If a "Tip" does not fit in the appropriate socket, this indicates that a mismatch occurred. Please refer to the included Notebook Compatibility Chart to select the correct "Tip" for your notebook model. Do not force the "Tip" into the Notebook or it can damage the Universal AC/Car/Air Adapter and Notebook.

- Do not open the device or make any attempt to disassemble or modify it. It could result in a risk of fire, injury to persons, or damage to personal property.

Features

Your new Kensington Universal AC/Car/Air Adapter is convenient. It keeps your Notebook powered and recharged. No need to carry extra batteries or power supplies. All Notebooks have different power requirements. Some need more power and some need less. The Kensington Universal AC/Car/Air Adapter delivers the correct amount of power to each device through the use of its patented, interchangeable "Tips". Refer to the included Notebook

Compatibility Chart to determine which “Tip” you need for your device. Simply attach the correct “Tip” and you're ready to get energized. We've included several notebook “Tips” in this package.

The unique Universal AC/Car/Air Adapter is an all-in-one power adapter that offers many features:

1. Compatible with all major notebook brands
2. Power and charge your mobile gear behind a desk, on the road, or in the air (AC/Car/Air)
3. Provides up to 70 watts of continuous power
4. Over voltage protection
5. Current limit
6. Over temperature protection
7. Short circuit protection

Technical Specifications

AC input:	100–240 V – 2A 50/60 Hz
DC input:	11.75–16 VDC – 8 A Max.
Continuous power output:	Up to 70 watts
Unit Dimensions:	5.40" L x 2.15" W x 1.05" H
Unit weight:	8.6 oz
Cord lengths:	AC input—3.0'; DC input—3.0'; DC output—6.0'

Contents

This Kensington Universal AC/Car/Air Adapter is designed for most notebook models, and contains:

- Kensington Universal AC/Car/Air Adapter
- Several notebook “Tips”
- Standard wall outlet power cord (AC)
- Auto/Air connection cord (DC)
- Notebook input cord
- Carrying case
- User Manual
- Universal AC/Car/Air Adapter Notebook Compatibility Chart

All above items are essential for setup. Should any items found to be damaged or missing, please contact Kensington customer service at 1-800-235-6708.

Using your Kensington Universal AC/Car/Air Adapter

To use in a Car, Boat or RV:

Your vehicle may need to be running in order to get power. If after checking the connections the LED is still not illuminated, you may need to check the vehicle's cigarette lighter fuse. Please refer to your vehicle manual for instructions on how to check the fuse box. Ultimately, you may need to replace the cigarette lighter's fuse.

Note: In some vehicles power to the cigarette lighter is always on. These vehicles may not require the ignition to be turned on.



Caution: It is NOT recommended to have the Kensington Universal AC/Car/Air Adapter connected to your notebook when starting the engine. The power may be interrupted causing your system to reset.

To use in an Airplane:

You will need to find the in-flight socket in the airplane. This socket is usually located in the arm rest of your seat, typically in the same location you use to plug in headphones. It may also be located under your seat. Please ask a flight attendant for the exact location of the connector. Once located, plug the In-Flight Connector into the airline socket.

If the LED on the adapter does not illuminate, check all of the connections. You may also need to check with a flight attendant to make sure the power is on in the aircraft. Pilots can turn on and off the power to the seats in the plane.

To use in a Standard Wall Outlet:

As in your auto or on the plane, once connected, your battery will automatically charge regardless of whether your computer is turned on or off.

Note: We recommend that you use the Kensington Universal AC/Car/Air Adapter only with notebook batteries that meet or exceed the original manufacturer's specifications.



Caution: Like the power adapter that came with your notebook, the Kensington Universal AC/Car/Air Adapter may get warm to the touch during use. This is normal. Avoid placing the Kensington Universal AC/Car/Air Adapter in direct sunlight or next to heat sensitive materials.

Selecting the Proper Tip

Make sure you select the right "Tip" for your notebook by reviewing the included Kensington Universal AC/Car/Air Adapter Compatibility Chart.



WARNING: Choosing the wrong "Tip" may damage your computer or cause it to malfunction.

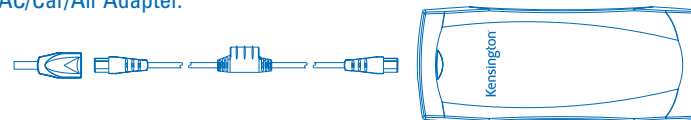
After you have selected the "Tip" that matches your notebook you're ready to get connected.

Getting Connected

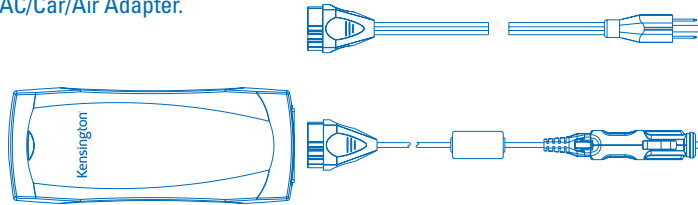
1. Connect the correct "Tip" to the notebook input cord.



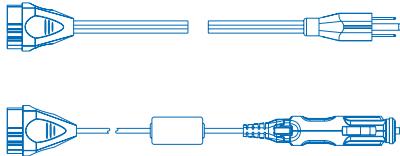
2. Insert the notebook input cord into the Kensington Universal AC/Car/Air Adapter.



3. Insert the AC cord or Car/Air cord into the Kensington Universal AC/Car/Air Adapter.



4. Plug the power input cord into the appropriate socket. The LED on the adapter will now illuminate, indicating that power is available. If the LED is not lit, be sure to check all connections. Check *Using your Kensington Universal AC/Car/Air Adapter* for additional information.



5. Plug the "Tip" into your notebook.

Note: To remove the in-car connector, push on the tab and pull as shown below. Although many airlines use the in-flight connection for in-flight use, some airlines may use the cigarette adapter.



Technical Support

Technical support is available to all registered users of Kensington products. There is no charge for technical support except long distance charges where applicable. Technical Support Contact information can be found on the last page of this manual.

Technical Support Tips

- You may find the answer to your problem in the Frequently Asked Questions (FAQ) section of the Support area on the Kensington Web site: www.kensington.com.
- Call from a phone where you have access to your computer.
- Be prepared to provide the following information
 - Name, address, and telephone number
 - The name of the Kensington product
 - Make and model of your computer
 - Your system software and version
 - Symptoms of the problem and what led to them

1-Year Warranty

In the event the Kensington Universal AC/Car/Air Adapter is not compatible with your Notebook, we will refund your purchase price. Please contact Kensington customer service at 800-235-6708. KENSINGTON TECHNOLOGY GROUP ("KENSINGTON") warrants this PRODUCT against defects in material and workmanship under normal use and service for one year from the original date of purchase. KENSINGTON, at its option, shall repair or replace the defective unit covered by this warranty. Please retain the dated sales receipt as evidence of the date of purchase. You will need it for any warranty service.

In order to keep this warranty in effect, the product must have been handled and used as prescribed in the instructions accompanying this warranty. This warranty does not cover any damage due to accident, misuse, abuse, or negligence. This warranty is valid only if the product is used on the computer or system specified on the product box. Please check product box for details, or call technical support.

Repair or replacement, as provided under this warranty, is your exclusive remedy. KENSINGTON shall not be liable for any incidental or consequential damages. Implied warranties of merchantability and fitness for a particular purpose on this product are limited in duration to the duration of this warranty.

Some states/countries do not allow the exclusion or limitation of incidental or consequential damages, so the above limitation or exclusion may not apply to you. Some states/countries do not allow limitations on how long an implied warranty lasts, so the above limitation may not apply to you. This warranty gives you specific legal rights, and you may also have other rights that vary from state to state and country to country.

Federal Communications Commission Radio Frequency Interference Statement

Note: The Kensington Universal AC/Car/Air Adapter has been tested and found to comply with the limits for a Class B digital device, pursuant to Part 15 of the FCC Rules. These limits are designed to provide reasonable protection against harmful interference in a residential installation. This equipment generates, uses and can radiate radio frequency energy and, if not installed and used in accordance with the instructions, may cause harmful interference to radio communications.

However, there is no guarantee that interference will not occur in a particular installation. If this equipment does cause harmful interference to radio or television reception, which can be determined by turning the equipment off and on, the user is encouraged to try to correct the interference by one or more of the following measures:

- Reorient or relocate the receiving antenna.
- Increase the separation between the equipment and receiver.
- Connect the equipment into an outlet on a circuit different from that to which the receiver is connected.
- Consult the dealer or an experienced radio/TV technician for help.

MODIFICATIONS: Modifications not expressly approved by Kensington may void the user's authority to operate the device under FCC regulations and must not be made.

SHIELDED CABLES: In order to meet FCC requirements, all connections to equipment using a Kensington input device should be made using only the shielded cable provided.

Declaration of Conformity Compliance Statement for the Kensington Universal AC/Car/Air Adapter

The Kensington Universal AC/Car/Air Adapter model no. 33069 complies with Part 15 of the FCC Rules. Operation is subject to two conditions: (1) This device may not cause harmful interference, and, (2) this device must accept any interference received, including interference that may cause undesired operation. As defined in Section 2.909 of the FCC Rules, the responsible party for this device is Kensington Technology Group, 2000 Alameda de las Pulgas, Second Floor, San Mateo, CA 94403, (650) 572-2700.

Contacting Kensington

Troubleshooting information and answers to frequently asked questions are available 24 hours a day on the Kensington Web site at support.kensington.com.

Support by Telephone

Technical Support is available by telephone.
Please visit www.kensington.com for hours.

US 800-535-4242 or 650-572-2700

Fax 650-572-9675

Canada 800-535-4242

Mexico 52(55)5384-0620



Kensington Technology Group
2000 Alameda de las Pulgas
Second Floor
San Mateo, CA 94403
USA

ACCO Europe PLC
Gatehouse Road
Aylesbury
Bucks, HP19 8DT
UNITED KINGDOM

ACCO Canada Inc.
5 Precidio Court
Brampton, Ontario L6S 6B7
CANADA

www.kensington.com

This manual is copyright © 2003 Kensington Technology Group, a division of ACCO Brands, Inc. Any unauthorized copying, duplicating, or other reproduction of the contents hereof is prohibited without written consent from Kensington Technology Group. All rights reserved. 6/03

Kensington is a registered trademark of ACCO World Corporation. Registration of the Kensington trademark is pending in several international locations. All other registered and unregistered trademarks are the sole property of their respective owners. Protected under US Patent 5,347,211. Other US and Foreign Patents Pending



Free Manuals Download Website

<http://myh66.com>

<http://usermanuals.us>

<http://www.somanuals.com>

<http://www.4manuals.cc>

<http://www.manual-lib.com>

<http://www.404manual.com>

<http://www.luxmanual.com>

<http://aubethermostatmanual.com>

Golf course search by state

<http://golfingnear.com>

Email search by domain

<http://emailbydomain.com>

Auto manuals search

<http://auto.somanuals.com>

TV manuals search

<http://tv.somanuals.com>