



## RMB6 / RMB8

*Congratulations! You have just purchased one of the latest in a long line of exceptional car audio products from Stillwater Designs. Your KICKER Midbass drivers were designed and engineered by the same team which created many other international award winning KICKER products like the Solo-Baric<sup>®</sup>, Comp VR and Resolution drivers. It contains a number of cutting-edge features to give you outstanding performance and dependability. Thanks for buying KICKER. Enjoy.*

### Features

#### NEW FOR 2002!

- Ultra Slim Midbass Drivers** Gives you *real* low frequency output from factory locations.
- CIMP (Curvilinear Injection-Molded Polygraphite) Woofer Cones** For smooth extended frequency response.
- Santoprene Surround** Tough, flexible surround with long throw, to control extreme cone excursions.
- Blackened Motor Structure and Kapton™ Voice Coil Formers** For exceptional thermal power handling capability.
- SSD (Spun Spoke Design)** Enhances the cosmetics and provides a solid anti-resonant foundation for the motor assembly.
- Spring Loaded Nickel Plated Terminals** For solid connections with large gauge speaker wire.

### Specifications

MODEL	Frequency Response	Power Peak / RMS	Cut Out (in. / cm)	Mounting Depth (in. / cm)	Sensitivity (1 W / 1 M)
RMB 6	30-500	250 / 125	5 5/8 / 14.29	2 / 5.08	88
RMB 8	30-500	350 / 175	7 1/4 / 18.42	2 1/4 / 5.8	89

Available in 4 ohm models only.

# Installation Instructions

Your KICKER drivers are specifically designed for mounting in free-air applications. While the speakers do not require a sealed enclosure for optimum performance, it is important to isolate the sound coming off the front of the driver from the sound radiating from the back of the driver. This isolation is usually accomplished by using the correct size driver in a factory speaker location.

## Mounting

Cautions must be observed when mounting speakers through the package tray of a car, watch for wiring harnesses, trunk springs, hinges, and folding seat mechanisms. When running the wires be careful not to damage them with seat bolts or door sill screws.

If custom door mounting locations are desired for your drivers, be careful to avoid interference from window and door lock mechanisms. The first step is to find a location on the door panel that will accept the size of speaker chosen. Then remove the door panel from the door, and check for the operation of the window all the way up and down. If metal must be cut to mount the speakers, try to avoid structural metal and braces. On models with grills included, mount as indicated in the following diagram. Figure 1.

If factory door speaker wiring is not available to connect your speakers to, it is necessary to run the supplied wire through the door jamb. This wire should be kept away from sharp edges and the possibility of getting pinched. An existing boot in the door jamb is the ideal place to run the wires, but sometimes this does not exist or is inaccessible. Drilling holes to run wires through is very tricky, and caution must be exercised not to drill into other wiring or mechanisms. Any time a wire is run through a bare hole, it is necessary to insert a rubber or plastic grommet first to protect the wire. Figure 2.

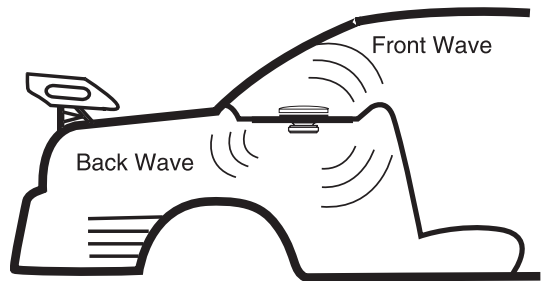


Figure 1

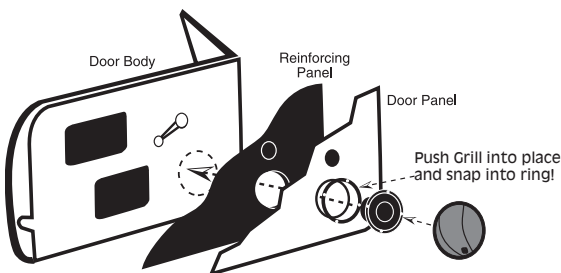
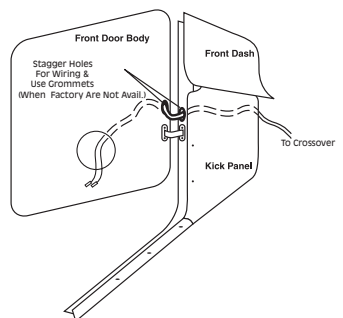


Figure 2

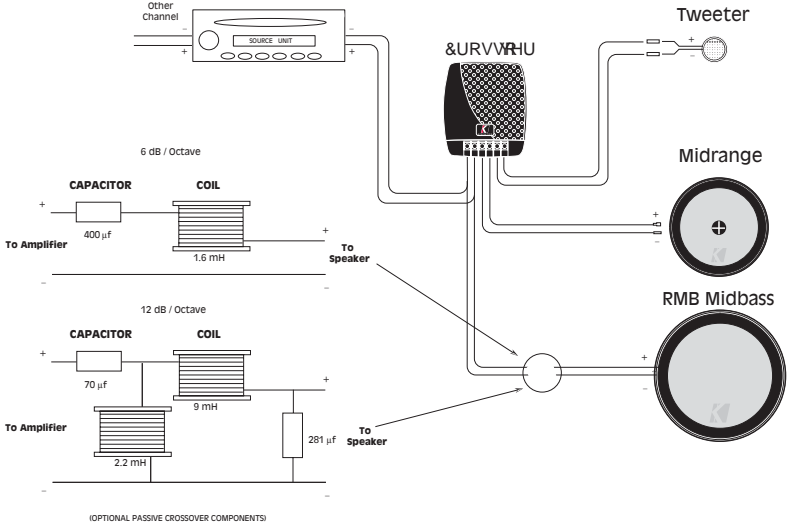


2

# Wiring

Your Midbass driver has two spring loaded terminals. The red terminal is connected to the positive wire and the black terminal is connected to the negative wire from the source unit or amplifier. Since your midbass drivers have a limited frequency range it is recommended to use a bandpass crossover. Use either a passive unit to connect into an existing system or for higher performance, an electronic crossover and a dedicated amplifier.

Kicker recommends using the RMB series midbass drivers in conjunction with the Resolution Series or Kicker Series Components. This will create a seamless sound stage.



If you have more questions about the installation of your KICKER component, see the Authorized KICKER Dealer where you made your purchase. You may contact us via the Technical Services page on [www.kicker.com](http://www.kicker.com). or call our Technical Services Line at (405)624-8583



# SPEAKER SYSTEMS LIMITED WARRANTY

Stillwater Designs warrants this product to be free from defects in material and workmanship under normal use for a period of **one (1) year from date of original purchase from an Authorized Kicker Dealer**, unless this product is labeled "B Stock", in which case it is warranted for ninety (90) days from date of purchase. Should service be necessary under this warranty for any reason due to manufacturing defect or malfunction during the warranty period, Stillwater Designs will replace or repair (at its discretion) the defective merchandise with equivalent merchandise at no charge. Warranty replacements on "B-Stock" may have cosmetic scratches and blemishes. Discontinued products may be replaced with equivalent products.

This warranty is valid only for the **original purchaser** and is not extended to owners of the product subsequent to the original purchaser. Any applicable implied warranties are limited in duration to a period of the express warranty as provided herein beginning with the date of the original purchase at retail, and no warranties, whether express or implied, shall apply to this product thereafter. Some states do not allow limitations on implied warranties, therefore these exclusions may not apply to you.

This warranty gives you specific legal rights; however you may have other rights that vary from state to state.

## WHAT TO DO IF YOU NEED WARRANTY OR SERVICE

Defective merchandise must be returned to your local Authorized Stillwater Designs (Kicker) Dealer for warranty. Assistance in locating an Authorized Dealer can be obtained by writing or calling Stillwater Designs direct. You can confirm that a dealer is authorized by asking to see a current authorized dealer window decal.

If it becomes necessary for you to return defective merchandise, call the Kicker Customer Service Department at (405)624-8510 for a Return Authorization (RA) number. Package all defective items in the original container or in a package that will prevent shipping damage, and return to

**Stillwater Designs, 5021 North Perkins Road, Stillwater, OK 74075**

The RA number must be clearly marked on the outside of the package. Return only defective components. Return of entire cabinets, system packs, pairs, etc. increases your return freight charges. Non-defective items received will be returned freight collect.

Include a **dated proof-of-purchase** from an Authorized Dealer. Warranty expiration on items returned without proof-of-purchase will be determined from the manufacturing date code. Coverage may be invalidated if this date is greater than 18 months previous to the date item is sent in. Freight must be prepaid; items received freight collect will be refused.

Failure to follow these steps may void your warranty. Any questions can be directed to the Kicker Customer Service Department at (405)624-8510.

## WHAT IS NOT COVERED?

This warranty is valid only if the product is used for the purpose for which it was designed. It does not cover:

- Install slips (screwdriver holes)
- Damage caused by exposure to water and/or excessive heat.
- Damage through negligence, misuse, or accident.
- Items physically damaged due to abuse.
- Freight damage.
- The cost of shipping product to Stillwater Designs Service.
- Items previously repaired by any unauthorized repair facility.
- Items returned from unauthorized individuals or dealers.
- Return shipping on non-defective items.
- Speakers damaged due to amplifier clipping or distortion.
- Speakers with silicon caulk used for gasket material.

## HOW LONG WILL IT TAKE?

Stillwater Designs maintains a goal of 24-hour service for all returns. Delays may be incurred if lack of replacement inventory or parts is encountered.

## INTERNATIONAL WARRANTY

Contact your International Stillwater Designs dealer or distributor concerning specific procedures for your country's warranty policies.



P.O. Box 459 • Stillwater, Oklahoma 74076 • U.S.A. • 405 624-8510

**STILLWATER**  
*Designs*®

# WARNING:

KICKER drivers are capable of producing sound levels that can permanently damage your hearing! Turning up a system to a level that has audible distortion is more damaging to your ears than listening to an undistorted system at the same volume level. The threshold of pain is always an indicator that the sound level is too loud and may permanently damage your hearing. Please use common sense when controlling volume!

## Free Manuals Download Website

<http://myh66.com>

<http://usermanuals.us>

<http://www.somanuals.com>

<http://www.4manuals.cc>

<http://www.manual-lib.com>

<http://www.404manual.com>

<http://www.luxmanual.com>

<http://aubethermostatmanual.com>

Golf course search by state

<http://golfingnear.com>

Email search by domain

<http://emailbydomain.com>

Auto manuals search

<http://auto.somanuals.com>

TV manuals search

<http://tv.somanuals.com>