



**KICKER**<sup>®</sup>  
**KICKERMARINE**  
**LONG-RANGETOWERSYSTEM**

*KMT6*



**KMLong-RangeTower  
SystemOwner'sManual**

**Model:** *KMT6*

Authorized Kicker Dealer: \_\_\_\_\_

Purchase Date: \_\_\_\_\_

Speaker Model Number: *KMT6*

**Congratulations on your KICKER purchase**

Please record your purchase information and keep your sales receipt for validation of warranty.

Your KMT6 long-range wakeboarding tower system enclosure was specially designed for "Livin' Loud" out in the harsh marine environment. The system is made of advanced materials and construction techniques to maintain optimal performance for years to come.

**Application**

The Kicker KMT6 long-range tower system is specifically designed for mounting in the open-air. The injection-molded ABS enclosure and speakers are UV treated, splash resistant, and weather resilient. The woofers utilize a sealed cone and motor assembly, and an open-cell foam protects the tweeter. The KMT6's unique exponential-horn-loaded 20mm titanium tweeter and dual 6.5 inch (165mm) woofers allow the system to produce clean and crisp sound over a long distance. Mount the KMT6 in your boat or get creative with a pair of them in the garage, on your 4x4 or Polaris Ranger's roll bars, or in any other bar-mounted application.



Figure 1


**Location**

The sound produced by the KMT6 long-range tower system is directional. The enclosure may be mounted vertically or horizontally; the billet-aluminum mounting brackets can accommodate any angle for the optimum firing direction. Find the best location for stereophonic sound. If necessary, add more KMT6 systems in the installation to help distribute and balance the sound. After determining the best mounting locations, carefully check the areas where the mounting hardware and speaker cable will be placed.

Please allow two weeks of break-in time for the speaker to reach optimum performance.

**Supported Diameters:**

- 1.625" (41.3mm)
- 1.75" (44.4mm)
- 1.875" (47.6mm)
- 2.0" (50.8mm)
- 2.25" (57.2mm)
- 2.375" (60.3mm)
- 2.5" (63.5mm)



Stainless Steel Socket-Head Cap Screws  
Use a 1/4" Allen wrench (6mm Inbus™-key) to fasten.

Mounting Bracket Top

Plastic Mounting Inserts

Stainless Steel Socket-Head Cap Screws

Mounting Bracket Bottom




Figure 2

**Mounting**

The KMT6 long-range tower system's billet-aluminum mounting brackets use seven sets of ABS plastic inserts to fit most wakeboarding tower and roll bar diameters. See the chart above for the supported diameters.

To mount your KMT6 long-range tower system:

1. Using a 1/4" Allen wrench (6mm Inbus™-key), screw the mounting bracket bottom to the top of the enclosure with the supplied stainless steel socket-head cap screws. See Figure 2.
2. Determine the diameter of the metal bar you wish to mount the KMT6 long-range tower system to and choose the mounting insert with the appropriate inner diameter.
3. Place the bottom halves of the plastic inserts into the mounting bracket bottom and position the speaker mounts against the bar.
4. Place the remaining insert halves on the opposite side of the bar and tighten the mounting bracket tops around the plastic inserts with a 1/4" Allen wrench until the speaker is secure.

Note: All specifications and performance figures are subject to change. Please visit the [www.kicker.com](http://www.kicker.com) for the most current information. To get the best performance from your new Kicker speakers, we recommend using genuine Kicker Accessories and Wiring.

The mounting hardware design provides versatility in angular positioning to direct the speaker's output to the ideal listening position; however, it is not recommended to reposition the speakers excessively after they are mounted. Custom mounting locations will require more preparation, work, and possibly customized hardware. If the mounting location requires you to cut metal, avoid structural metal and braces. In either case, make sure the speaker will not interfere with the vehicle's mechanisms or the party you are throwing out on your pontoon boat.

### Wiring

If pre-existing speaker wiring is not available in your desired mounting location, it may be necessary to run the wire through the wakeboarding tower or roll bar on your vehicle. The speaker wire should be kept away from sharp edges to avoid the possibility of getting pinched by moving mechanisms and be out of the way of all passengers and party-goers. If you must drill a hole to run the speaker wire through any location, be careful not to drill into other wiring or existing mechanisms. Any time a wire is run through a hole, it is necessary to insert a rubber or plastic grommet to protect the wire from damage.

Check your local building codes for the necessary procedures and precautions for running low voltage wiring in your home or indoor skatepark.



Figure 3

Once the speaker wiring job is finished, plug the speaker wires securely into the positive (red dot on the speaker connector) and negative (black dot on the speaker connector) five-way speaker terminals on the top-rear area of the KMT6 long-range tower system enclosure. Maintain proper polarity between all KMT6 speakers. Most speaker wires are marked with a solid or dashed line on one of the two speaker wires. Use this solid or dashed line as the positive polarity throughout the entire speaker system. The other end of these wires connect to your source unit or amplifier in a similar manner, observing proper polarity. See Figure 3.

### Wiring two KMT6 Long-Range Tower Systems to a single channel

Modern high performance speakers have a lower Working Impedance than what used to be available. The Kicker KMT6 speakers are rated at four ohms and work with any source unit or amplifier designed to operate at a four ohm load. If you want to use two KMT6 speakers on each channel of your source unit or amplifier wire the speakers in series. See Figure 4. This will improve the sound quality, lower the total harmonic distortion and lessen the thermal load at the source unit or amplifier, as it will be a six ohm load. This may prevent an amplifier from shutting down, due to over-current protection circuitry.

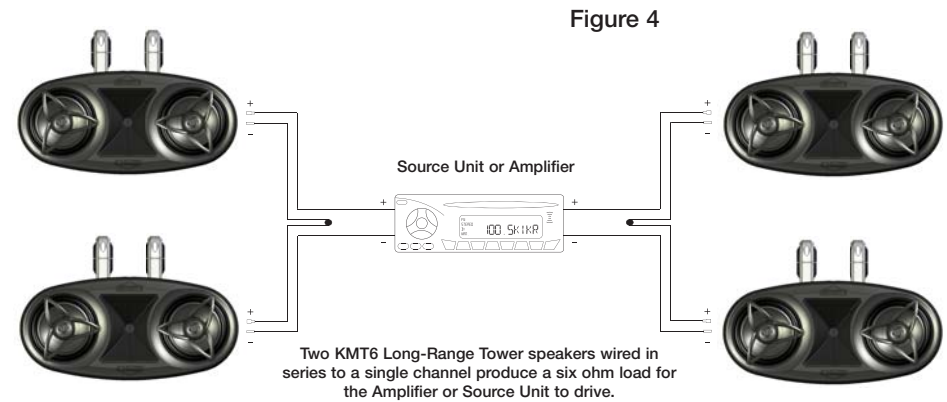


Figure 4  
Two KMT6 Long-Range Tower speakers wired in series to a single channel produce a six ohm load for the Amplifier or Source Unit to drive.

**Pro Tip:** You are one Kicker Loaded-Subwoofer enclosure, one ZX Mono-Amplifier and a few cables away from a slamm'in system! The Kicker ZX line of mono-amplifiers make it easy to upgrade to solid bass with your existing or stock source unit. Please ask your dealer about the SKM10 Loaded-Subwoofer enclosure.

If you have any questions about the installation of your Kicker KMT6 Long-Range Tower System, see the Authorized Kicker Dealer where you made your purchase. For more advice on installation, click on the SUPPORT tab on the Kicker homepage, [www.kicker.com](http://www.kicker.com). Choose the Technical Support tab, choose the subject you are interested in, and then download or view the corresponding information. Please E-mail [support@kicker.com](mailto:support@kicker.com) or call Technical Services (405) 624-8583 for specific or unanswered questions.

### Performance

Model:	KMT6
Speaker Design	2 - Way with Dual Woofers
Woofer Size, in (mm)	6 1/2 (165)
Woofer Surround Material	Butyl Rubber
Tweeter Size, in (mm)	3/4 (20)
Tweeter Dome Material	Titanium
Exponential Horn, in (mm)	3 1/4 x 6 (83x151)
Rated Impedance, ohm	4
Working Impedance, ohm	3
Power Range, Watts RMS	25-150
Peak Power Handling, Watts	300
Sensitivity [SPL <sub>o</sub> ], dB @ 1W, 1m	93
Effective Frequency Range, Hz	50-21k
Height, in (mm)	9 (229)
Width, in (mm)	19 1/16 (484)
Depth, in (mm)	11 (280)
Grilles included	Yes

## Acoustics **Limited** Warranty

Kicker warrants this product to be free from defects in material and workmanship under normal use for a period of THREE (3) MONTHS from date of original purchase with receipt. When purchased from an Authorized KICKER Dealer it is warranted for ONE (1) YEAR from date of original purchase with receipt. In all cases you must have the original receipt. Should service be necessary under this warranty for any reason due to manufacturing defect or malfunction during the warranty period, Kicker will repair or replace (at its discretion) the defective merchandise with equivalent merchandise at no charge. Warranty replacements may have cosmetic scratches and blemishes. Discontinued products may be replaced with more current equivalent products.

This warranty is valid only for the original purchaser and is not extended to owners of the product subsequent to the original purchaser. Any applicable implied warranties are limited in duration to a period of the express warranty as provided herein beginning with the date of the original purchase at retail, and no warranties, whether express or implied, shall apply to this product thereafter. Some states do not allow limitations on implied warranties; therefore these exclusions may not apply to you. This warranty gives you specific legal rights; however you may have other rights that vary from state to state.

### WHAT TO DO IF YOU NEED WARRANTY OR SERVICE

Defective merchandise should be returned to your local Authorized Stillwater Designs (Kicker) Dealer for warranty service. Assistance in locating an Authorized Dealer can be found at [www.kicker.com](http://www.kicker.com) or by contacting Stillwater Designs directly. You can confirm that a dealer is authorized by asking to see a current authorized dealer window decal.

If it becomes necessary for you to return defective merchandise directly to Stillwater Designs (Kicker), call the Kicker Customer Service Department at (405) 624-8510 for a Return Merchandise Authorization (RMA) number. Package all defective items in the original container or in a package that will prevent shipping damage, and return to:

Stillwater Designs, 5021 North Perkins Road, Stillwater, OK 74075

The RMA number must be clearly marked on the outside of the package. Please return only defective components. The return of functioning items increases your return freight charges. Non-defective items will be returned freight-collect to you.

Include a copy of the original receipt with the purchase date clearly visible, and a "proof-of-purchase" statement listing the Customer's name, Dealer's name and invoice number, and product purchased. Warranty expiration on items without proof-of-purchase will be determined from the type of sale and manufacturing date code. Freight must be prepaid; items sent freight-collect, or COD, will be refused.

### WHAT IS NOT COVERED?

This warranty is valid only if the product is used for the purpose for which it was designed. It does not cover:

- o Damage due to improper installation
- o Subsequent damage to other components
- o Damage caused by exposure to moisture, excessive heat, chemical cleaners, and/or UV radiation
- o Damage through negligence, misuse, accident or abuse. Repeated returns for the same damage may be considered abuse
- o Any cost or expense related to the removal or reinstallation of product
- o Speakers damaged due to amplifier clipping or distortion
- o Items previously repaired or modified by any unauthorized repair facility
- o Return shipping on non-defective items
- o Products with tampered or missing barcode labels
- o Products returned without a Return Merchandise Authorization (RMA) number
- o Freight Damage
- o The cost of shipping product to Kicker
- o Service performed by anyone other than Kicker

### HOW LONG WILL IT TAKE?

Kicker strives to maintain a goal of 24-hour service for all acoustics (subwoofers, midrange and coaxial drivers, tweeters, crossovers, etc) returns. Delays may be incurred if lack of replacement inventory or parts is encountered.

Failure to follow these steps may void your warranty. Any questions can be directed to the Kicker Customer Service Department at (405) 624-8510.

## International **Warranty**

Contact your International Kicker dealer or distributor concerning specific procedures for your country's warranty policies.

WARNING: KICKER products are capable of producing sound levels that can permanently damage your hearing! Turning up a system to a level that has audible distortion is more damaging to your ears than listening to an undistorted system at the same volume level. The threshold of pain is always an indicator that the sound level is too loud and may permanently damage your hearing. Please use common sense when controlling volume.

### GARANTÍA INTERNACIONAL *Versión Español*

Comuníquese con su concesionario o distribuidor Kicker internacional para obtener información sobre procedimientos específicos relacionados con las normas de garantía de su país.

ADVERTENCIA: Los excitadores Kicker son capaces de producir niveles de sonido que pueden dañar permanentemente el oído. Subir el volumen del sistema hasta un nivel que produzca distorsión es más dañino para el oído que escuchar un sistema sin distorsión al mismo volumen. El dolor es siempre una indicación de que el sonido es muy fuerte y que puede dañar permanentemente el oído. Sea precavido cuando controle el volumen.

La frase "combustible para vivir la vida Livin' Loud™ a todo volumen" se refiere al entusiasmo por la vida que la marca Kicker de estéreos de automóvil representa y a la recomendación a nuestros clientes de que vivan lo mejor posible ("a todo volumen") en todo sentido. La línea de altavoces y amplificadores Kicker es la mejor del mercado de audio de automóviles y por lo tanto representa el "combustible" para vivir a todo volumen en el área de "estéreos de automóvil" de la vida de nuestros clientes. Recomendamos a todos nuestros clientes que obedezcan todas las reglas y reglamentos locales sobre ruido en cuanto a los niveles legales y apropiados de audición fuera del vehículo.

### INTERNATIONALE GARANTIE *Deutsche Version*

Nehmen Sie mit Ihren internationalen Kicker-Fachhändler oder Vertrieb Kontakt auf, um Details über die Garantieleistungen in Ihrem Land zu erfahren.

WARNUNG: KICKER-Treiber können einen Schallpegel erzeugen, der zu permanenten Gehörschäden führen kann! Wenn Sie ein System auf einen Pegel stellen, der hörbare Verzerrungen erzeugt, schadet das Ihren Ohren mehr, als ein nicht verzerrtes System auf dem gleichen Lautstärkepegel. Die Schmerzschwelle ist immer eine Anzeige dafür, dass der Schallpegel zu laut ist und zu permanenten Gehörschäden führen kann. Seien Sie bei der Lautstärkeeinstellung bitte vernünftig!

Der Slogan "Treibstoff für Livin' Loud" bezieht sich auf die mit den Kicker-Autostereosystemen assoziierte Lebensfreude und die Tatsache, dass wir unsere Kunden ermutigen, in allen Aspekten ihres Lebens nach dem Besten ("Livin' Loud") zu streben. Die Lautsprecher und Verstärker von Kicker sind auf dem Markt für Auto-Soundsysteme führend und stellen somit den "Treibstoff" für das Autostereoelebnis unserer Kunden dar. Wir empfehlen allen unseren Kunden, sich bezüglich der zugelassenen und passenden Lautstärkepegel außerhalb des Autos an die örtlichen Lärmvorschriften zu halten.

### GARANTIE INTERNATIONALE *Versión Française*

Pour connaître les procédures propres à la politique de garantie de votre pays, contactez votre revendeur ou distributeur International Kicker.

AVERTISSEMENT: Les haut-parleurs Kicker ont la capacité de produire des niveaux sonores pouvant endommager l'ouïe de façon irréversible ! L'augmentation du volume d'un système jusqu'à un niveau présentant une distorsion audible endommage davantage l'ouïe que l'écoute d'un système sans distorsion au même volume. Le seuil de la douleur est toujours le signe que le niveau sonore est trop élevé et risque d'endommager l'ouïe de façon irréversible. Réglez le volume en faisant preuve de bon sens !

L'expression "carburant pour vivre plein pot" fait référence au dynamisme de la marque Kicker d'équipements audio pour véhicules et a pour but d'encourager nos clients à faire le maximum ("vivre plein pot") dans tous les aspects de leur vie. Les haut-parleurs et amplificateurs Kicker sont les meilleurs dans le domaine des équipements audio et représentent donc pour nos clients le "carburant pour vivre plein pot" dans l'aspect "installation audio de véhicule" de leur vie. Nous encourageons tous nos clients à respecter toutes les lois et réglementations locales relatives aux niveaux sonores acceptables à l'extérieur des véhicules.



P.O. Box 459 • Stillwater, Oklahoma 74076 • U.S.A. • (405) 624-8510

03142007+07KMT6

## Free Manuals Download Website

<http://myh66.com>

<http://usermanuals.us>

<http://www.somanuals.com>

<http://www.4manuals.cc>

<http://www.manual-lib.com>

<http://www.404manual.com>

<http://www.luxmanual.com>

<http://aubethermostatmanual.com>

Golf course search by state

<http://golfingnear.com>

Email search by domain

<http://emailbydomain.com>

Auto manuals search

<http://auto.somanuals.com>

TV manuals search

<http://tv.somanuals.com>