

CMC4 MMI



The CMC4 MMI unit provides a means of siren control and interrogation for a single siren system.

- ▶ Control of up to 4 alarm signals & 4 pre-recorded messages.
- ▶ Microphone input connector for live voice messages.
- ▶ Silent test activation facility and test results displayed on the 2 line LCD.
- ▶ Communication link to the siren is via an RS485 interface.
- ▶ Power for the unit is provided by the RS485 interface.
- ▶ Key operated switch to disable signal & voice activation function.

CMC500 MMI



The CMC500 MMI unit provides a means of control and interrogation required for a multiple siren system.

- ▶ Control of up to 16 alarm signals & 230 pre-recorded messages.
- ▶ Microphone input connector for live voice messages.
- ▶ LED display unit.
- ▶ User controllable alarm signal & message volume control.
- ▶ User controllable alarm signal & message repetition rate control.
- ▶ User controllable siren group control.
- ▶ Siren silent test activation facility and test results displayed on the 2 line LCD.
- ▶ Communication link to the siren is via an RS485 interface.
- ▶ Power for the unit is provided by an integral re-chargeable battery pack.
- ▶ Multi-user identification & control restriction function

Talos 20 Software MMI Console



The software which operates under Microsoft windows allows the means of control and interrogation required for a multiple siren system.

- ▶ Control of up to 16 alarm signals & 230 pre-recorded messages.
- ▶ Live voice control facility.
- ▶ Siren silent test activation facility and test results displayed.
- ▶ User definable legends.
- ▶ Master volume control.
- ▶ User definable siren group allocation.
- ▶ Event & test logs.

Radio and Control Equipment

Siren radio communication equipment:

- ▶ Motorola GM340 Databox. Transceiver. Operating frequencies VHF 136-174 MHz, or UHF 403-470 MHz.
- ▶ Antenna. 3-Element YAGI
- ▶ 15 m coaxial antenna feeder
- ▶ TK401 Data Modem 1200-4800 bps
- ▶ Cables and accessory connector

Base station communication equipment:

Simplex transceiver for voice and DATA computer connection.

- ▶ Operating frequencies VHF 136-174 MHz, or UHF 403-470 MHz.
- ▶ RF power 1 to 25 W programmable.
- ▶ RJ45 input for Motorola desktop Microphone (HMN-3000B) for announcement.
- ▶ External battery 12V/44AH for continues operation when AC failure.
- ▶ Integrated power supply 120W - 110/230VAC for continues operating and charging battery.
- ▶ TK401 Radio-modem 1200 - 4800 Bps Transparent Mode with DB9 pins RS232 I/O.
- ▶ Cabinet 19" Rack 2U, with temperature control fan. (Wall mounting cabinet optional).
- ▶ Antenna VHF (3DB) or UHF (5 DB) Collinear.
- ▶ 30 m coaxial antenna feeder

Control Station:

- ▶ Workstation. Pentium 400MHz 64 bit processor, keyboard, mouse, and CD Rom drive.
- ▶ 17 inch touch screen
- ▶ UPS 30 minutes
- ▶ Printer. Dot Matrix – Sheet Feeder
- ▶ Desk microphone.
- Or
- ▶ CMC4 control engineers panel
- ▶ Microphone.

Control Software for PC based control station:

TALOS software for Windows XP operation with the following features/capabilities.

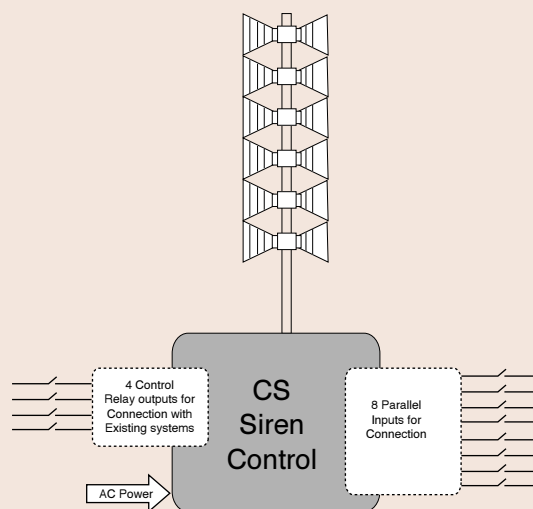
- ▶ Group or individual activation and different zones.
- ▶ Activate 16 different signals programmable,
- ▶ Activate 255 different WAV Files.
- ▶ Activate live audio.
- ▶ Remote control all the sirens parameters:
 - AC monitors.
 - Batteries voltage.
 - Auto report at any changes of programmable I/Os.
 - Test amplifiers and drivers. Quiet Test (Test performed at 10KHz
- ▶ Log all reports to file or printer

Control Methods

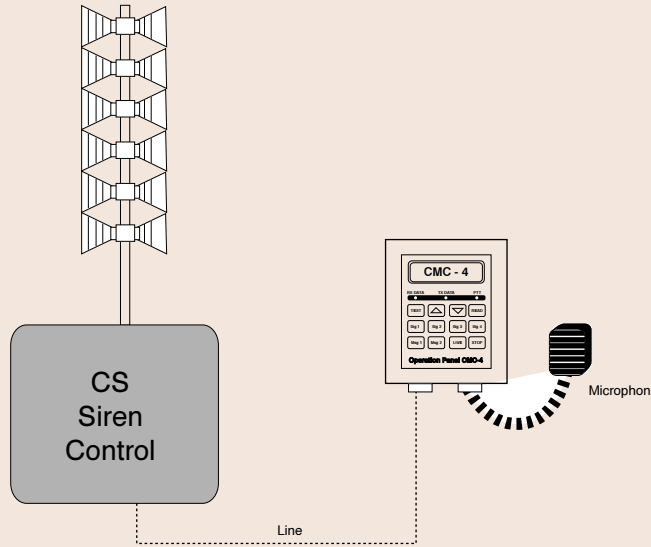
The siren control communication network can be implemented using any one of the following systems or with a combination of two of these systems.

- ▶ Land Mobile Narrow Band FM Radio. Operating frequencies VHF 136 - 174 MHz or UHF 403-470 MHz. Data and voice.
- ▶ TETRA. Data and voice.
- ▶ APCO - 25 (For use in the USA)
- ▶ 2.4 & 5.8 GHz spread spectrum frequency hopping microwave radio data and voice.
- ▶ Single or bidirectional COFDM radio. Data and voice.
- ▶ Direct satellite - bidirectional data and voice.
- ▶ GSM and GPRS. Data. *Voice subject to local service provider.*
- ▶ Serial data and voice over 600 ohm lines (POT).
- ▶ RS-485 data.
- ▶ Fibre optic networks. Data and voice.
- ▶ TCP/IP. Data and VoIP.
- ▶ Serial data from SCADA terminal with standard DCS protocols.
- ▶ Parallel dry contact from SCADA or dedicated cables.

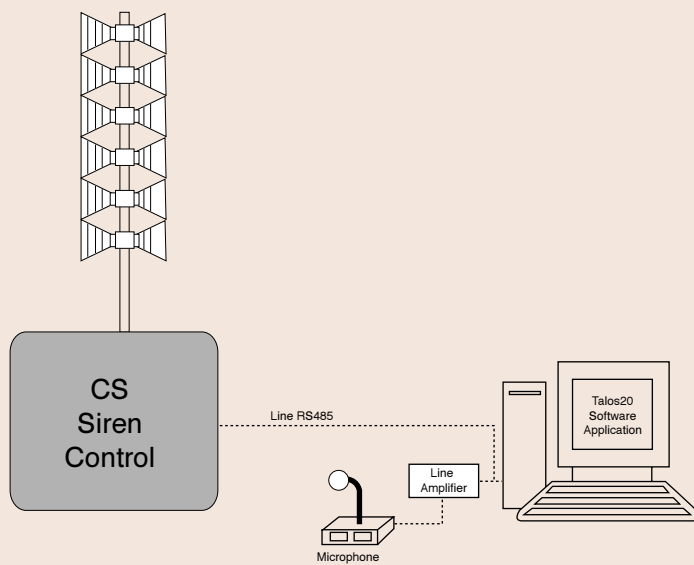
Simple siren control by hardwire parallel inputs & control out puts.



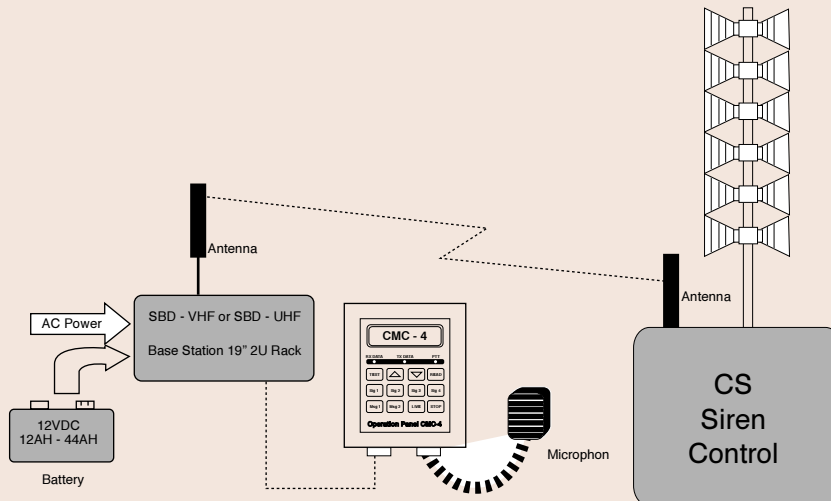
Siren System by remote control by CMC-4.



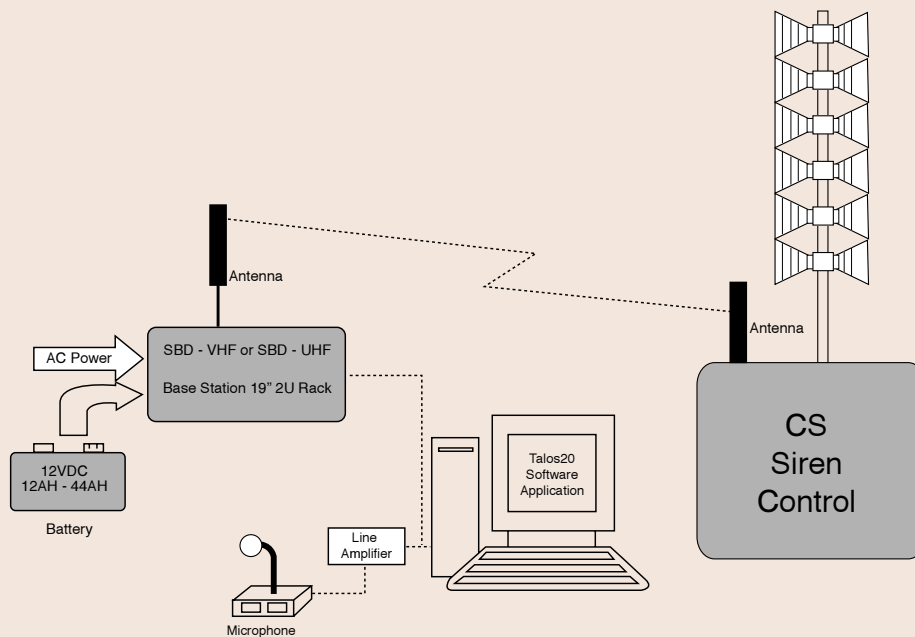
Siren System remote control by RS485 and computer.



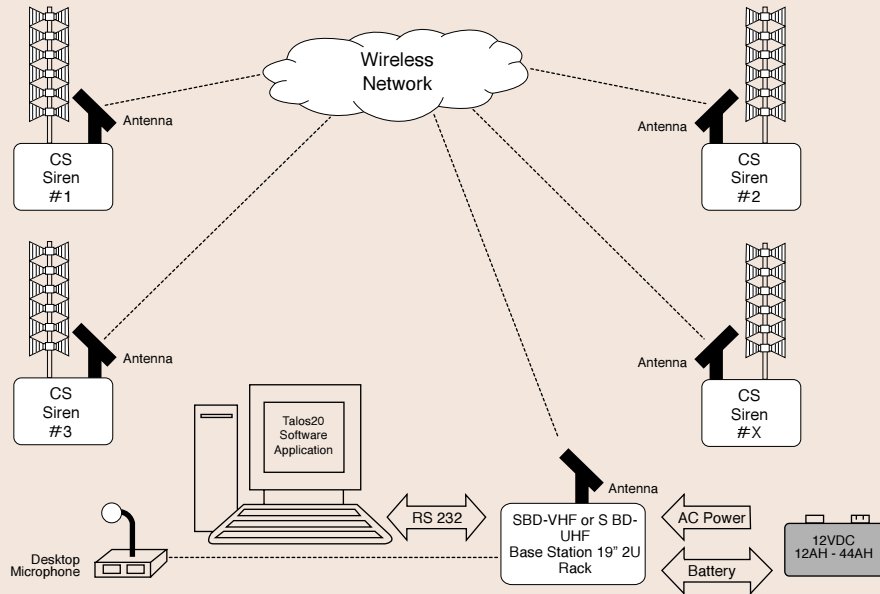
Siren System remote control by radio and CMC-4.



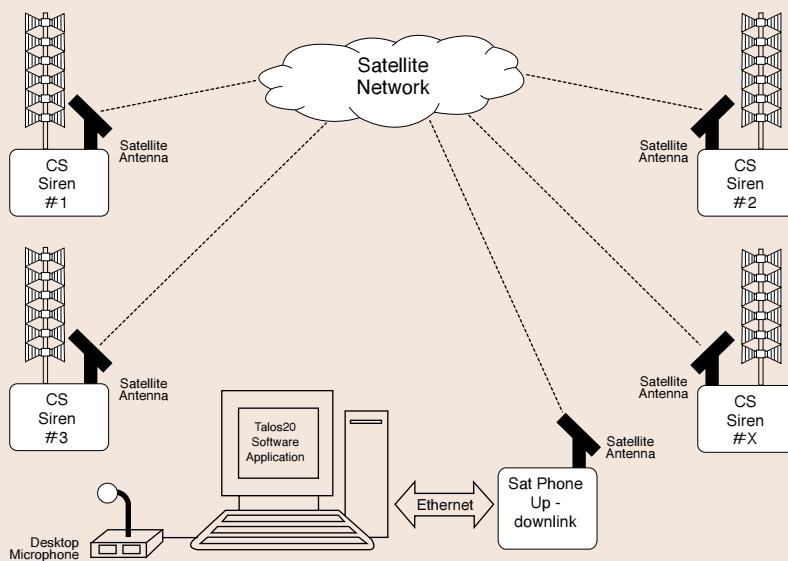
Siren System remote control by radio and computer.



Multi siren system remote controlled by radio and computer.



Multi siren system remote controlled by satellite network and computer.



Free Manuals Download Website

<http://myh66.com>

<http://usermanuals.us>

<http://www.somanuals.com>

<http://www.4manuals.cc>

<http://www.manual-lib.com>

<http://www.404manual.com>

<http://www.luxmanual.com>

<http://aubethermostatmanual.com>

Golf course search by state

<http://golfingnear.com>

Email search by domain

<http://emailbydomain.com>

Auto manuals search

<http://auto.somanuals.com>

TV manuals search

<http://tv.somanuals.com>