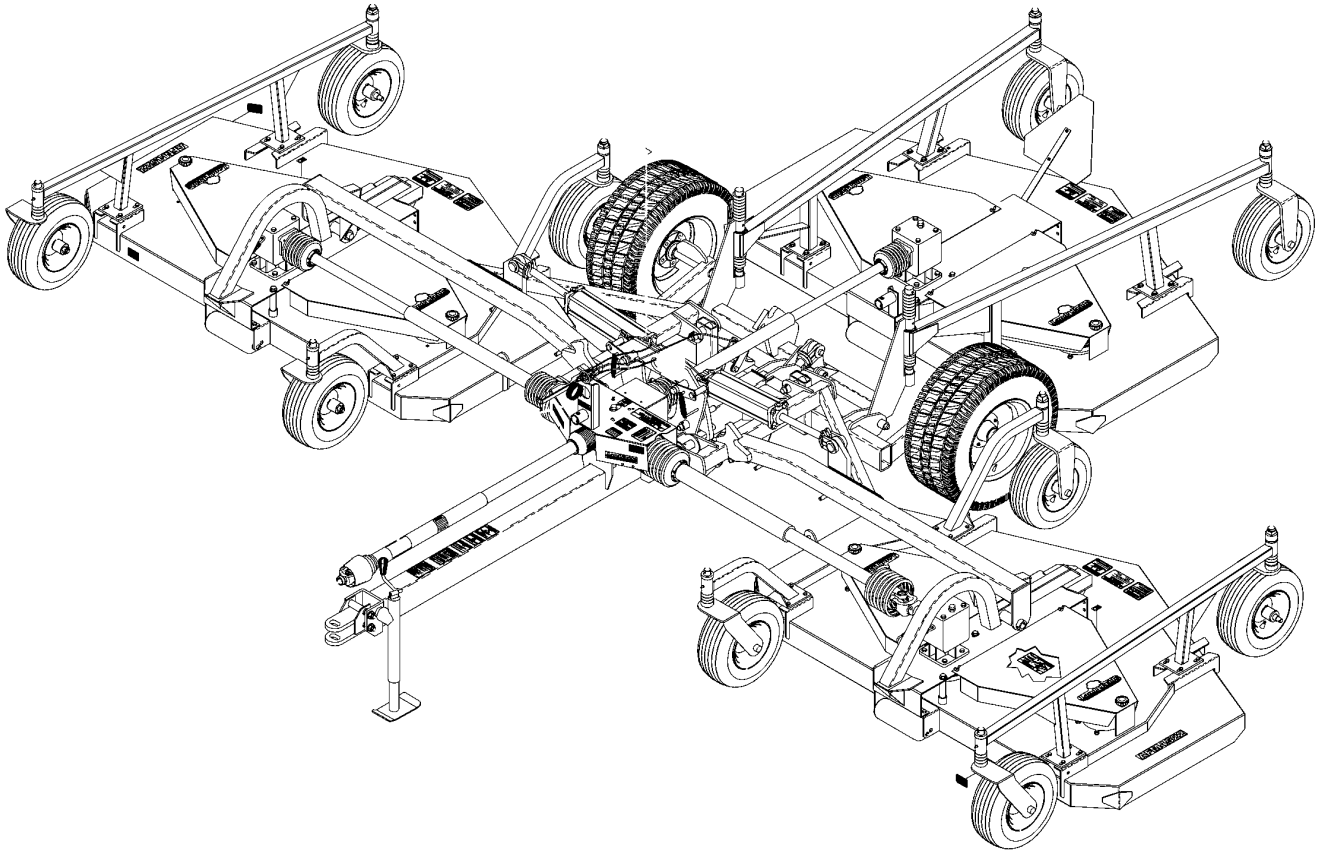


All-Flex Mower

AFM4522



22210

315-360P Parts Manual



Read the Operator's manual entirely. When you see this symbol, the subsequent instructions and warnings are serious - follow without exception. Your life and the lives of others depend on it!

© Copyright 2007 Printed 05/21/08

Cover photo may show optional equipment not supplied with standard unit.





Table of Contents

Section 1: Introduction.....	4	Section 7: Hydraulics.....	76
Using This Manual.....	4	Hydraulic Arrangement.....	76
Manual Replacement Information.....	4	Hydraulic Cylinder (810-200C) Red Lion.....	78
Manual Revisions.....	4	Hydraulic Cylinder (810-312C) Red Lion.....	80
Touch-up Paint.....	4	Hydraulic Cylinder Wing Decks (810-312C) Cross (S/N	
Hardware Legend.....	5	226151-).....	82
Replacement Hardware.....	5	Hydraulic Cylinder Wing Decks (810-312C) Midway (S/N	
Serial Numbers.....	5	226151-).....	84
Part Number Service Coding.....	5	Hydraulic Cylinder Wing Decks (810-362C) Cross (S/N	
Section 2: Frame.....	6	226152+).....	86
Center Deck Pivot.....	6	Hydraulic Cylinder Wing Decks (810-362C) Midway (S/N	
Frame.....	8	226152+).....	88
Left Hand & Right Hand Deck Pivot.....	10	Midway Hydraulic Cylinder Center Deck (810-200C).....	90
Pull Latch Cord Lock-Up.....	12	Section 8: Labels.....	92
Transport Frame Tire and Hub.....	14	Label Placement.....	92
Section 3: Drivelines.....	16	Part Number Index.....	94
Driveline Arrangement.....	16		
Driveline Center Deck (826-192C) Walterscheid.....	18		
Driveline Center Deck (826-194C) Eurocardan New			
Shields.....	20		
Driveline Center Deck (826-194C) Eurocardan Old			
Shields.....	22		
Driveline CV (826-143C).....	24		
Driveline Slip Clutch.....	26		
Driveline Wing (826-193C) Walterscheid.....	28		
Driveline Wing (826-195C) Eurocardan New Shielding.....	30		
Driveline Wing (826-195C) Eurocardan Old Shielding.....	32		
Section 4: Decks.....	34		
Belt Drive Center and Right Hand Deck.....	34		
Belt Drive Left Hand Deck.....	38		
Channel Center Deck.....	42		
Channel Left Hand Deck.....	44		
Channel Right Hand Deck.....	46		
Deck and Roller.....	48		
Deck Lubrication Assembly.....	50		
Section 5: Gauge Wheels.....	52		
Gauge Wheel Center Deck.....	52		
Gauge Wheel Left & Right Hand Deck.....	54		
Section 6: Gearboxes.....	56		
Gearbox 4-Way Splitter (826-097C) (S/N 270869-).....	56		
Gearbox 4-Way Splitter (826-274C) (S/N 270870+).....	58		
Gearbox Center & Right Deck (826-122C) Comer.....	60		
Gearbox Center & Right Deck (826-205C) OMNI.....	62		
Gearbox Center & Right Deck (826-295C) OMNI.....	64		
Gearbox Center & Right Deck (826-327C) Comer.....	66		
Gearbox Left Deck (826-121C) Comer (S/N 211744-).....	68		
Gearbox Left Deck (826-206C) OMNI.....	70		
Gearbox Left Deck (826-296c) OMNI.....	72		
Gearbox Left Deck (826-326C) Comer.....	74		

© Copyright 2007. All rights reserved.

Land Pride provides this publication "as is" without warranty of any kind, either expressed or implied. While every precaution has been taken in the preparation of this manual, Land Pride assumes no responsibility for errors or omissions. Neither is any liability assumed for damages resulting from the use of the information contained herein. Land Pride reserves the right to revise and improve its products as it sees fit. This publication describes the state of this product at the time of its publication, and may not reflect the product in the future. The illustrations in this manual are not intended for safe and proper assembly or disassembly of equipment. The illustrations are intended for ordering parts only.

Land Pride is registered trademark.

All other brands and product names are trademarks or registered trademarks of their respective holders.

Printed in the United States of America.



Alphabetized Table of Contents

<p>B</p> <p>Belt Drive Center and Right Hand Deck.....34</p> <p>Belt Drive Left Hand Deck.....38</p> <p>C</p> <p>Center Deck Pivot.....6</p> <p>Channel Center Deck.....42</p> <p>Channel Left Hand Deck.....44</p> <p>Channel Right Hand Deck.....46</p> <p>D</p> <p>Deck and Roller.....48</p> <p>Deck Lubrication Assembly.....50</p> <p>Driveline Arrangement.....16</p> <p>Driveline Center Deck (826-192C) Walterscheid.....18</p> <p>Driveline Center Deck (826-194C) Eurocardan New Shields.....20</p> <p>Driveline Center Deck (826-194C) Eurocardan Old Shields.....22</p> <p>Driveline CV (826-143C).....24</p> <p>Driveline Slip Clutch.....26</p> <p>Driveline Wing (826-193C) Walterscheid.....28</p> <p>Driveline Wing (826-195C) Eurocardan New Shielding.....30</p> <p>Driveline Wing (826-195C) Eurocardan Old Shielding..32</p> <p>F</p> <p>Frame.....8</p> <p>G</p> <p>Gauge Wheel Center Deck.....52</p> <p>Gauge Wheel Left & Right Hand Deck.....54</p> <p>Gearbox 4-Way Splitter (826-097C) (S/N 270869-).....56</p> <p>Gearbox 4-Way Splitter (826-274C) (S/N 270870+).....58</p> <p>Gearbox Center & Right Deck (826-122C) Comer.....60</p> <p>Gearbox Center & Right Deck (826-205C) OMNI.....62</p> <p>Gearbox Center & Right Deck (826-295C) OMNI.....64</p> <p>Gearbox Center & Right Deck (826-327C) Comer.....66</p> <p>Gearbox Left Deck (826-121C) Comer (S/N 211744-).....68</p> <p>Gearbox Left Deck (826-206C) OMNI.....70</p> <p>Gearbox Left Deck (826-296c) OMNI.....72</p> <p>Gearbox Left Deck (826-326C) Comer.....74</p> <p>H</p> <p>Hydraulic Arrangement.....76</p> <p>Hydraulic Cylinder (810-200C) Red Lion.....78</p> <p>Hydraulic Cylinder (810-312C) Red Lion).....80</p> <p>Hydraulic Cylinder Wing Decks (810-312C) Cross (S/N 226151-).....82</p> <p>Hydraulic Cylinder Wing Decks (810-312C) Midway (S/N 226151-).....84</p> <p>Hydraulic Cylinder Wing Decks (810-362C) Cross (S/N 226152+).....86</p> <p>Hydraulic Cylinder Wing Decks (810-362C) Midway (S/N 226152+).....88</p>	<p>L</p> <p>Label Placement.....92</p> <p>Left Hand & Right Hand Deck Pivot.....10</p> <p>M</p> <p>Midway Hydraulic Cylinder Center Deck (810-200C)....90</p> <p>P</p> <p>Pull Latch Cord Lock-Up.....12</p> <p>T</p> <p>Transport Frame Tire and Hub.....14</p>
--	--

General Information

Using This Manual

This manual is divided into sections. The first section contains General Information. The remaining sections divide the machine into segments (i.e. Frames, Drives, Hydraulics, etc.) which illustrate and list all parts. A Parts Number Index is located at the back of the book.

The Land Pride parts in this manual are specially designed for this machine and should be replaced with Land Pride parts only.

The information in this manual is current at time of printing. Some parts may change to assure top performance.

Right-hand and left-hand as used in this manual are determined by facing the direction the machine will travel while in use.

Below is an example of two facing pages from a parts manual. Familiarize yourself with the type of information contained on these pages.

Manual Replacement Information

Replacement manuals are available. Refer to our website at www.landpride.com, the Land Pride Support Center CD or e-mail us at lit@landpride.com for additional information. Our website continues to provide the most up-to-date manuals available.

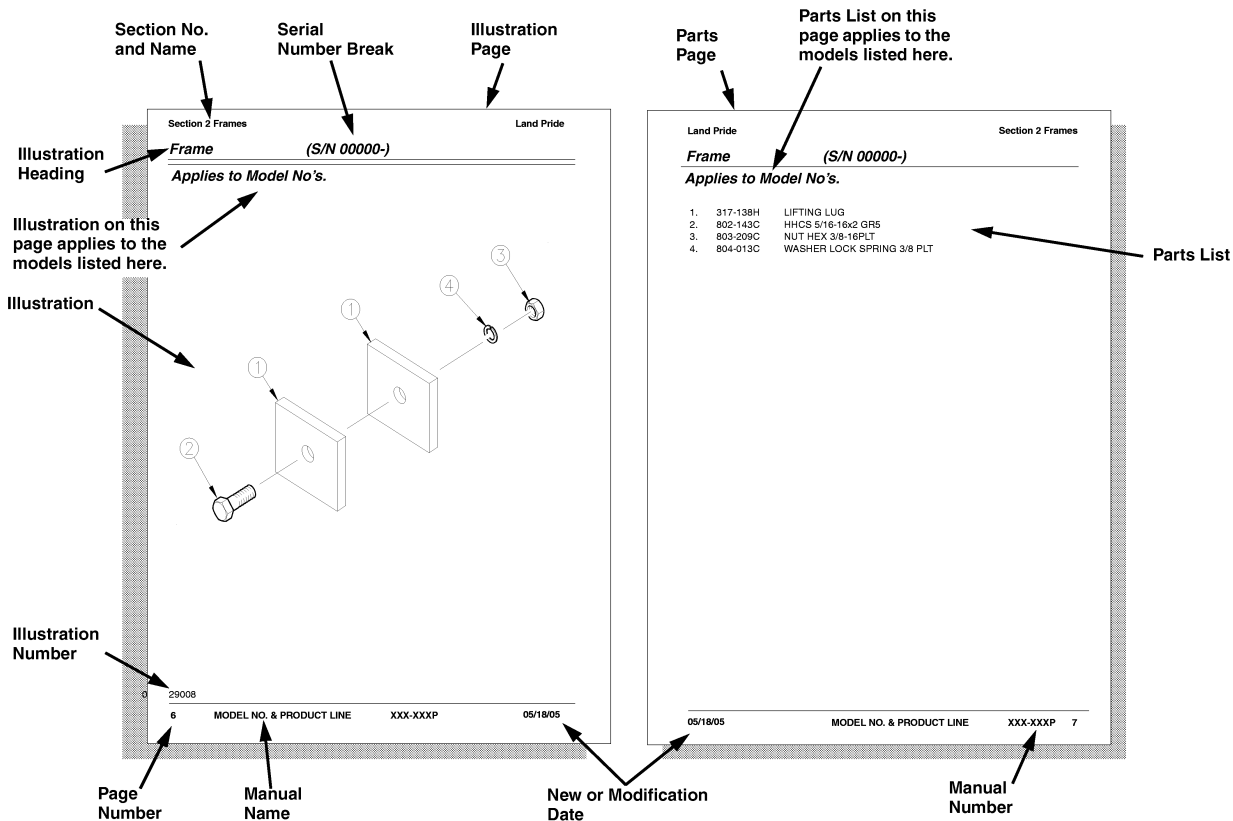
Touch-up Paint

Repaint parts where paint is worn or scratched to prevent rust. Aerosol cans and touch-up bottles with brush applicator are available through your local dealer. Land Pride color descriptions and part numbers are listed below. Also available are quart and gallon size paints. Add QT or GL to end of the Aerosol P/N.

Color	Product ¹	Aerosol	Touch-Up
Gloss Black	LP	821-032C	821-032CTU
Medium Gloss Black	UV	821-053C	821-053CTU
Beige	LP	821-011C	821-011CTU
Green	SLP	821-058C	821-058CTU
Orange	SLP	821-066C	821-066CTU
Red	SLP/UV	821-054C	821-054CTU
Blue	SLP/UV	821-067C	821-067CTU
Dark Green Sparkle	UV	821-055C	821-055CTU
Gondo Forest Green	UV	821-057C	821-057CTU
Brite Yellow ²	UV	821-056C	821-056CTU
Gondo Yellow ³	UV	821-059C	821-059CTU

Notes:

- 1 LP = All Land Pride Products except Utility Vehicles
SLP = Select Land Pride Products that are available in optional Green, Orange, Red, & Blue colors.
UV = Utility Vehicles
- 2 Used on Trekers and (Runabouts with S/N 407628-)
- 3 Used on Gondos and (Runabouts with S/N 407629+)



General Information

Hardware Legend

AR	As Required
BLADE	Blade Bolt
C	Cap Screw
CP	Cotter Pin
CPHSSS	Cup Point Hex Socket Set Screw
CPSHSS	Cup Point Square Head Set Screw
CPSQHSS	Cup Point Square Head Set Screw
CRFCHMS3	Cross Recess Flat Countersunk Head Machine Screw
CRPHMS	Cross Recess Pan Head Machine Screw
CRPHTF	Cross Recess Pan Head Thread Forming
CRRHMS	Cross Recess Round Head Machine Screw
CRTHMS	Cross Recess Truss Head Machine Screw
CSNB	Countersunk Square Neck Bolt
FHMS	Flat Head Machine Screw
FTC	Full Thread Cap Screw
H	Hex Nut
HCLN	Hex Center Lock Nut
HFLCS	Hex Flange Lock Cap Screw
HFS	Hex Flange Screw
HFSLN	Hex Flange Serrated Lock Nut
HFSS	Hex Flange Serrated Screw
HHCS	Hex Head Cap Screw or Metric Bolt
HSBHCS	Hex Socket Button Head Cap Screw
HSFCHCS	Hex Socket Flat Countersunk Head Cap Screw
HSHCS	Hex Socket Head Cap Screw
HSSS	Hex Socket Head Screw
HTLN	Hex Top Lock Nut
HWHCS	Hex Washer Head Cap Screw

HWHMS	Hex Washer Head Machine Screw
HXBHCS	Hex Socket Button Head Cap Screw
J	Hex Jam Nut
JIC	37 Degree Tapered Thread
L	Helical Spring Lock Washer
LUG	Lug Bolt
NFC	National Fine Cap Screw
NPSM	National Pipe Straight Mechanical
NPTF	National Pipe Taper Fuel
P	Wide Plain Washer
PHMS	Pan Head Machine Screw
PLOW	Plow Bolt
RHMS	Round Head Machine Screw
RHSNB	Round Head Square Neck Bolt
SCREW LEVELING	Leveling Screw
SCREW THUMB	Thumb Screw
SCREW WELD	Weld Screw
SFCHMS	Slotted Flat Countersunk Head Machine Screw
SFHMS	Slotted Fillister Head Machine Screw
SP	Special
SP SCREW	Special Screw
SQHSS	Square Head Set Screw
SRHMS	Slotted Round Head Machine Screw
SSS	Socket Set Screw
STCS	Self Tapping Cap Screw
STHMS	Slotted Truss Head Machine Screw
WHEEL	Wheel Studs and Hub Long Bolts
WING	Wing Bolt

Replacement Hardware

The **Hardware Legend** above lists hardware abbreviations used in the parts list. All bolts and nuts are Grade 5 unless otherwise noted. The use of improper grades of hardware can result in personal injury, damage to equipment, or loss of property.

Colored Replacement Parts

Land Pride offers replacement parts in factory standard colors and also on select models in Green, Orange, Red and Blue. Because of the variety of colors available, special attention must be given to the part number to prevent ordering the wrong replacement part.

A suffix number corresponding to one of the colors below must be added at the end of Land Pride's part number when ordering a replacement part with that color.

81 **Green** **83** **Red**
82 **Orange** **84** **Blue**

For example, if you are ordering a replacement part with part number 555-555C and the part you need is red, then add the suffix 83 to the end of the number to make the part number read 555-555C83. Parts ordered without a suffix number will be supplied in factory standard colors.

Black Replacement Parts

Some parts are factory standard black and some must be special ordered black. If your part is special ordered black, a second part number with the additional suffix number 85 on the end will be available. In this situation you must order that part with the suffix number for it to be black. Parts that are factory standard black will not have the suffix number.

Part Number Service Coding

Within the parts list some part numbers are coded for revisions and interchangeability. See notations in revision column.

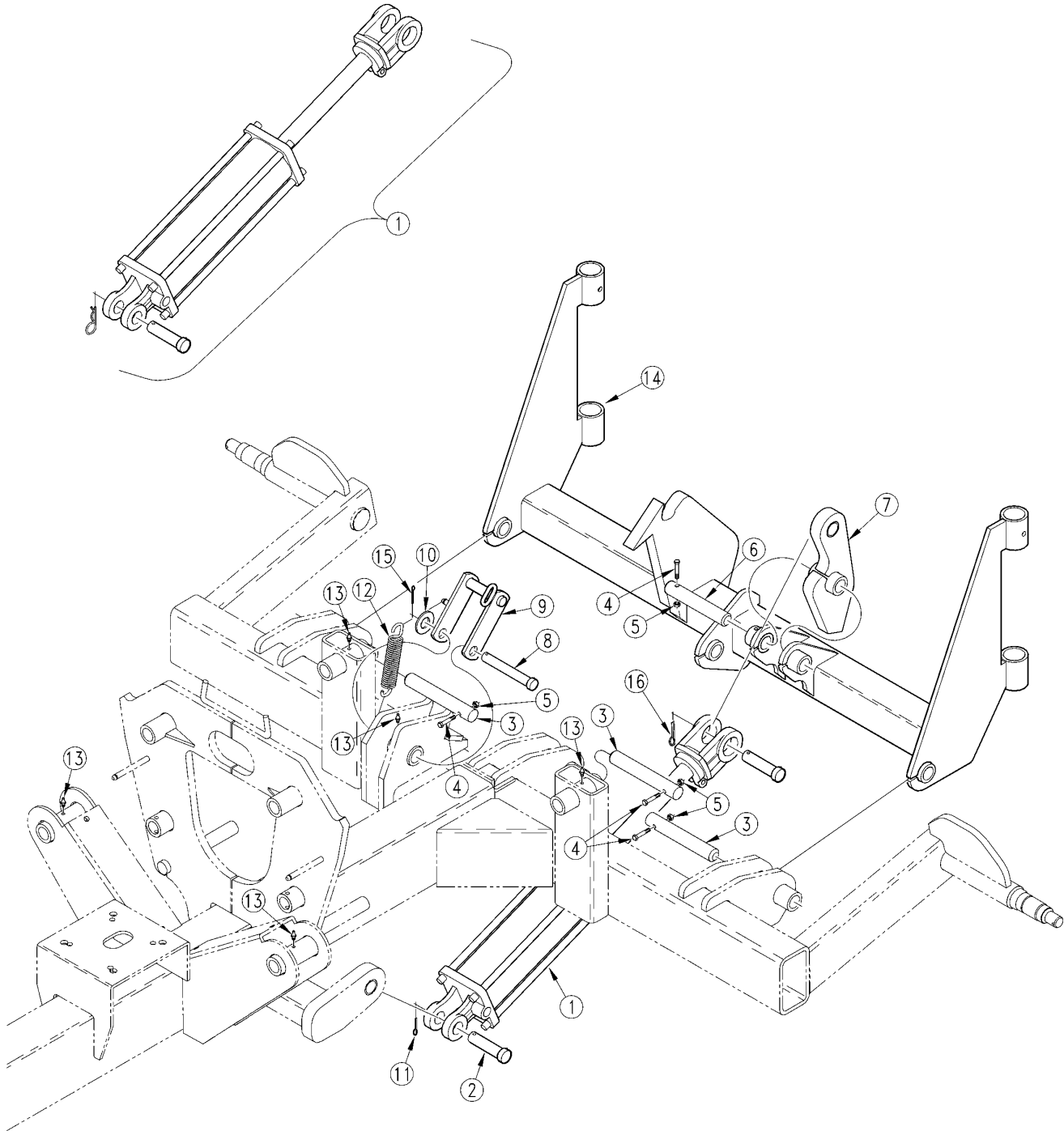
Serial Numbers

Always use the serial and model number when ordering parts. Refer to the Operator's Manual for serial number plate location.

- | | |
|----------------------|--|
| (S/N 20001+) | Includes serial numbers 20001 and above (to the latest number) |
| (S/N 10001 to 20000) | Includes serial numbers between and including 10001 and 20000 |
| (S/N 10000-) | Includes serial numbers 10000 and below (to the earliest number) |

Center Deck Pivot

Applies to AFM4522



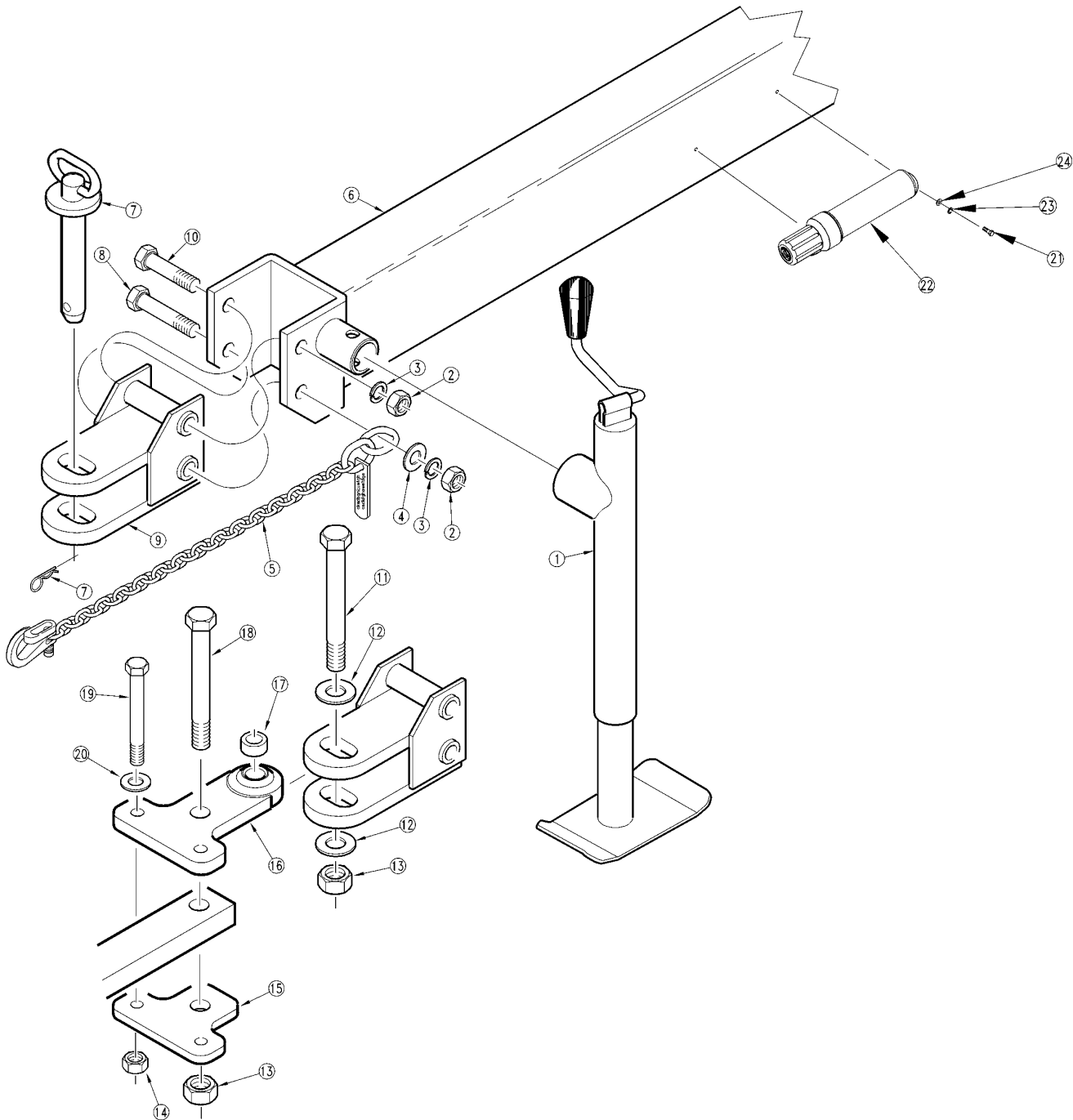
15342

Center Deck Pivot**Applies to AFM4522**

Ref	Part No.	Part Description	Comments	Revision
	dwg15342	Drawing Image Number		
1.	810-200c	CYL 2.5X8X1.12 ROD (TIE)1 PIN		
2.	805-004C	PIN CLEVIS 1 X 2 3/4 USABLE LG		
3.	315-737D	TOOLBAR PIVOT PIN		
4.	802-115C	HHCS 5/16-18X2 GR5	(S/N 259230+)	Rev. 2 not compat. w/Rev. 1
4.	802-152C	HHCS 1/4-20X2 GR5	(S/N 259229-)	Rev. 1
5.	803-011C	NUT LOCK 5/16-18 PLT	(S/N 259230+)	Rev. 2 not compat. w/Rev. 1
5.	803-007C	NUT LOCK 1/4-20 PLT	(S/N 259229-)	Rev. 1
6.	315-487D	REAR DECK CYL LUG PIN		
7.	315-309H	4522 CEN. DECK CYL. LUG		
8.	805-131C	PIN CLEVIS 1 X 4 3/4 USABLE		
9.	315-186H	FLIP LATCH WLDMNT RH		
10.	804-029C	WASHER FLAT 1 SAE		Rev. 2
10.	804-028C	WASHER FLAT 1 USS		Rev 1; Use up stock
11.	805-045C	PIN COTTER 5/32 X 1 1/4 LG	(S/N 508304+)	Rev. 2
11.	805-017C	PIN COTTER 3/16 X 1 3/4 PLT	(S/N 508303-)	Rev 1; Use up stock
12.	807-026C	PIVOT STOP SPRING		
13.	800-080C	GREASE ZERK 1/4-28 THD FORMING		
14.	315-303H	4522 REAR DECK TRANS. PIVOT		
15.	805-017C	PIN COTTER 3/16 X 1 3/4 PLT		
16.	805-017C	PIN COTTER 3/16 X 1 3/4 PLT	Replaces Hair Pin Cotter	

Frame

Applies to AFM4522



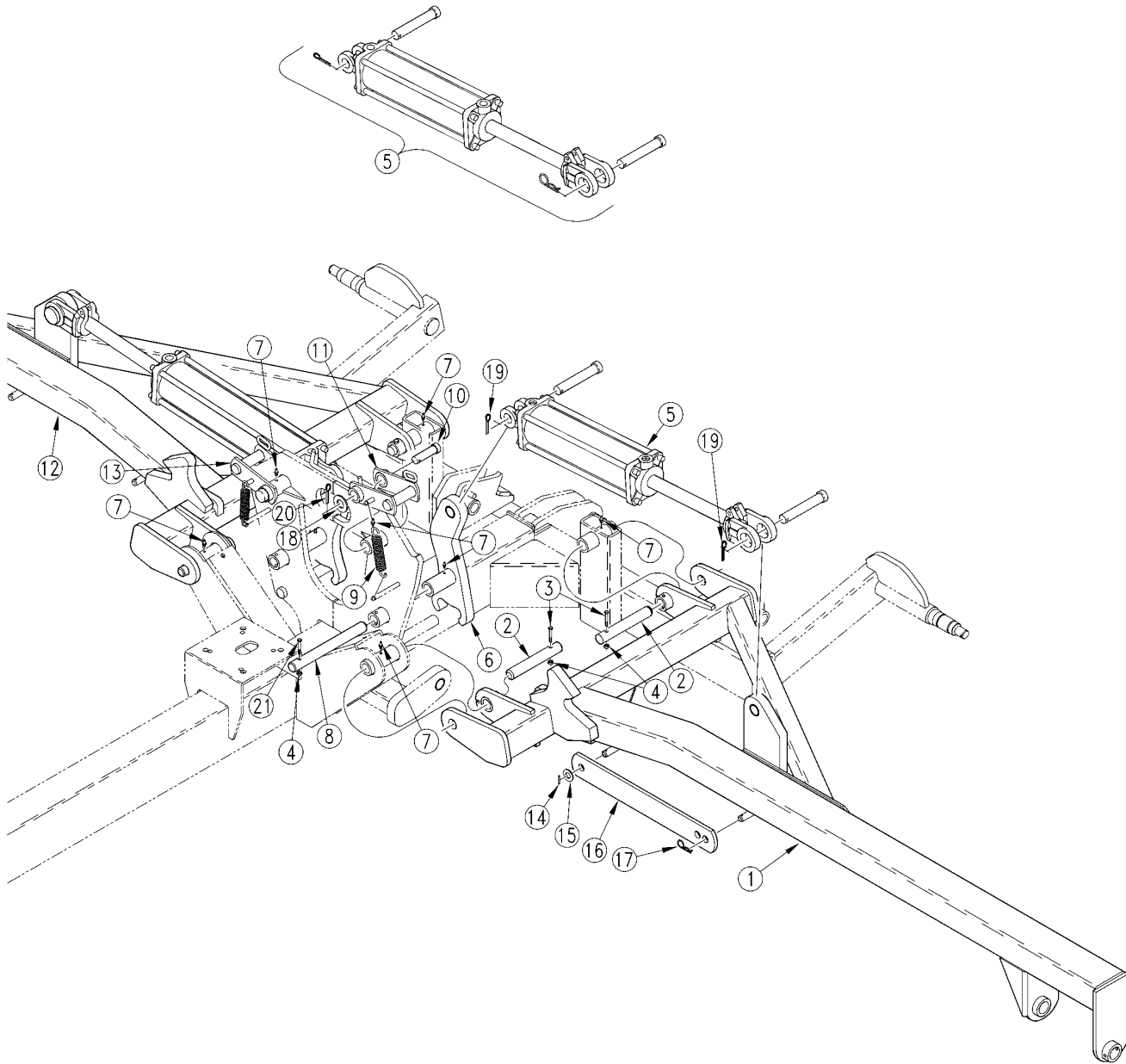
15360

Frame**Applies to AFM4522**

Ref	Part No.	Part Description	Comments	Revision
	dwg15360	Drawing Image Number		
1.	890-118C	SCREW JACK 2000#		
2.	803-027C	NUT HEX 3/4-10 PLT		
3.	804-023C	WASHER LOCK SPRING 3/4 PLT		
4.	401-372D	WASHER, SAFETY CHAIN	(S/N 503871+)	
4.	804-024C	WASHER FLAT 3/4 USS PLT	(S/N 503870-)	
5.	890-182C	SAFETY CHAIN 10000 LB	When Ordering New Chain Also Order 401-372D	
6.	315-511H	AFM4522 TRANSPORT FRAME	(S/N 335283+)	Rev. 3 not compat. w/Rev. 2
6.	315-451H	RPBY 315-512S	(S/N 287614 <-> 335282)	Rev. 2 not compat. w/Rev. 1
6.	315-324H	RPBY 315-464S 22 FRAME	(S/N 287613-)	Rev. 1
7.	805-077C	PIN HITCH 1 X 4 1/2 USABLE LG		
8.	802-280C	HHCS 3/4-10X7 1/2 GR5	(S/N 503871+)	
8.	802-095C	HHCS 3/4-10X7 GR5	(S/N 503870-)	
9.	315-274H	FRONT HITCH LUG WELDMENT		
10.	802-360C	HHCS 3/4-10X6 1/2		
11.	802-205C	HHCS 1-8X5 1/2 GR5		
12.	804-028C	WASHER FLAT 1 USS PLT		
13.	803-038C	NUT HEX 1-8 NYLON INSERT PLT		
14.	803-148C	NUT HEX NYLOCK 5/8-11 PLT		
15.	315-754D	BALL SWIVEL MOUNT BOTTOM PLATE		
16.	315-369H	BALL SWIVEL MOUNT PLATE		
17.	315-753D	HITCH SPACER TUBE		
18.	802-235C	HHCS 1-8X5 GR5		
19.	802-060C	HHCS 5/8-11X4 GR5		
20.	804-019C	WASHER FLAT 5/8 USS PLT		
21.	802-283C	HHCS 1/4-20X1/2 GR2	(S/N _____+)	
22.	816-504C	MANUAL STORAGE CONTAINER	(S/N _____+)	
23.	804-006C	WASHER LOCK SPRING 1/4 PLT	(S/N _____+)	
24.	804-007C	WASHER FLAT 1/4 SAE PLT	(S/N _____+)	

Left Hand & Right Hand Deck Pivot

Applies to AFM4522



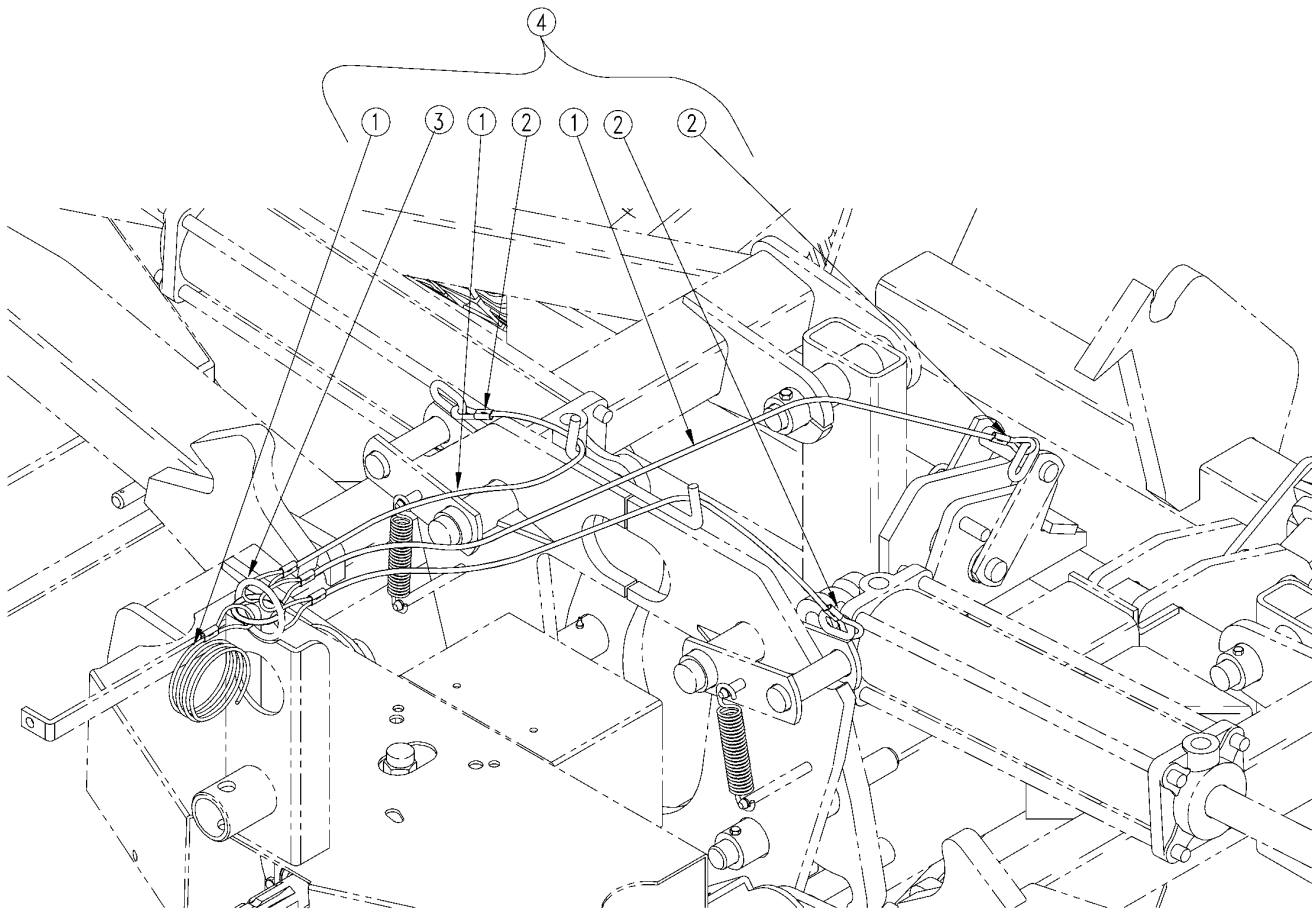
15324

Left Hand & Right Hand Deck Pivot**Applies to AFM4522**

Ref	Part No.	Part Description	Comments	Revision
	dwg15324	Drawing Image Number		
1.	315-326H	4522 L.H. TOOLBAR		
2.	315-737D	TOOLBAR PIVOT PIN		
3.	802-115C	HHCS 5/16-18X2 GR5	(S/N 259230+)	Rev. 2 not compat. w/Rev. 1
3.	802-152C	HHCS 1/4-20X2 GR5	(S/N 259229-)	Rev. 1
4.	803-011C	NUT LOCK 5/16-18 PLT	(S/N 259230+)	Rev. 2 not compat. w/Rev. 1
4.	803-007C	NUT LOCK 1/4-20 PLT	(S/N 259229-)	Rev. 1
5.	810-362C	CYL 3.5x12x1.25ROD (TIE ROD)	(S/N 226152+)	Rev. 2
5.	810-312C	CYL 3X12X1.25 ROD (TIE ROD)	(S/N 226151-)	Rev 1; Use up stock
6.	315-508H	4522 WING CYL LUG LH	(S/N 335283+)	Rev. 2 not compat. w/Rev. 1
6.	315-509H	4522 WING CYL LUG RH	(S/N 335283+)	Rev. 2 not compat. w/Rev. 1
6.	315-320H	4522 WING CYL. LUG L.H.	(S/N 335282-)	Rev. 1
6.	315-321H	4522 WING CYL. LUG R.H.	(S/N 335282-)	Rev. 1
7.	800-080C	GREASE ZERK 1/4-28 THD FORMING		
8.	315-867D	22 FT DECK FLEX PIVOT PIN	(S/N 335283+)	Rev. 2 not compat. w/Rev. 1
8.	315-564D	DECK FLEX PIVOT PIN	(S/N 335282-)	Rev. 1
9.	807-026C	PIVOT STOP SPRING		
10.	805-131C	PIN CLEVIS 1 X 4 3/4 USABLE	Switched directions of pin S/N 226152+)	
11.	315-198H	FLIP LATCH WLDMNT LH		
12.	315-325H	4522 R.H. TOOLBAR		
13.	315-186H	FLIP LATCH WLDMNT RH		
14.	805-109C	PIN COTTER 1/8 X 1 1/4 PLT		Rev. 2
14.	805-136C	PIN ROLL 1/8 X 1 1/4 LG. PLT		Rev 1; Use up stock
15.	804-021C	WASHER FLAT 5/8 SAE PLT		
16.	315-728D	WING DECK TRANSPORT LOCK		
17.	805-143C	PIN HAIR COTTER .120 PLT		
18.	804-029C	WASHER FLAT 1 SAE		Rev. 2 not compat. w/Rev. 1
18.	804-028C	WASHER FLAT 1 USS		Rev. 1
19.	805-017C	PIN COTTER 3/16 X 1 3/4 PLT		
20.	805-017C	PIN COTTER 3/16 X 1 3/4 PLT		
21.	802-172C	HHCS 5/16-18X2 1/2 GR5	(S/N 335283+)	
21.	802-115C	HHCS 5/16-18X2 GR5	(S/N 259230 <-> 335282)	Rev. 2 not compat. w/Rev. 1
21.	802-152C	HHCS 1/4-20X2 GR5	(S/N 259229-)	Rev. 1

Pull Latch Cord Lock-Up

Applies to AFM4522



15365

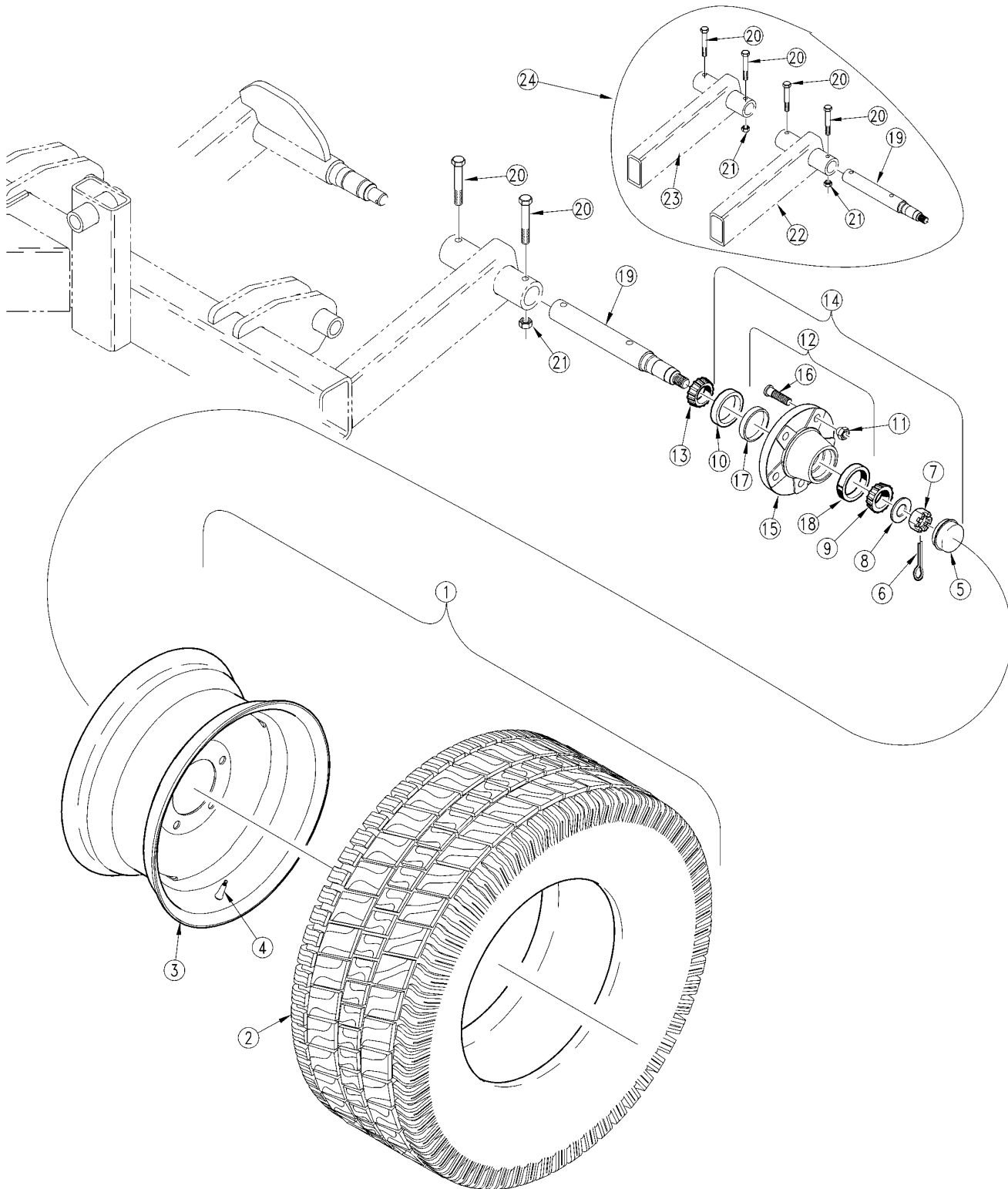
Pull Latch Cord Lock-Up

Applies to AFM4522

Ref	Part No.	Part Description	Comments	Revision
	dwg15365	Drawing Image Number		
1.	890-337C	CORD-PARACHUTE 3/16 DIA.	Right & Left Hand Deck 34" Long and Center 44" Long. Frame to Tractor 156" Long. Total Length 23 Ft. Sold only in 12" increments	
2.	890-338C	3/16 I.D. OVAL SLEEVE		
3.	890-332C	WELDED RING 1/4 X 2		
4.	315-247S	40168/200 DECK PULL ROPE		
		NOTE: When Installing Cord to Deck Latches Be Sure to Apply Tension to Cord For Proper Operation.		

Transport Frame Tire and Hub

Applies to AFM4522



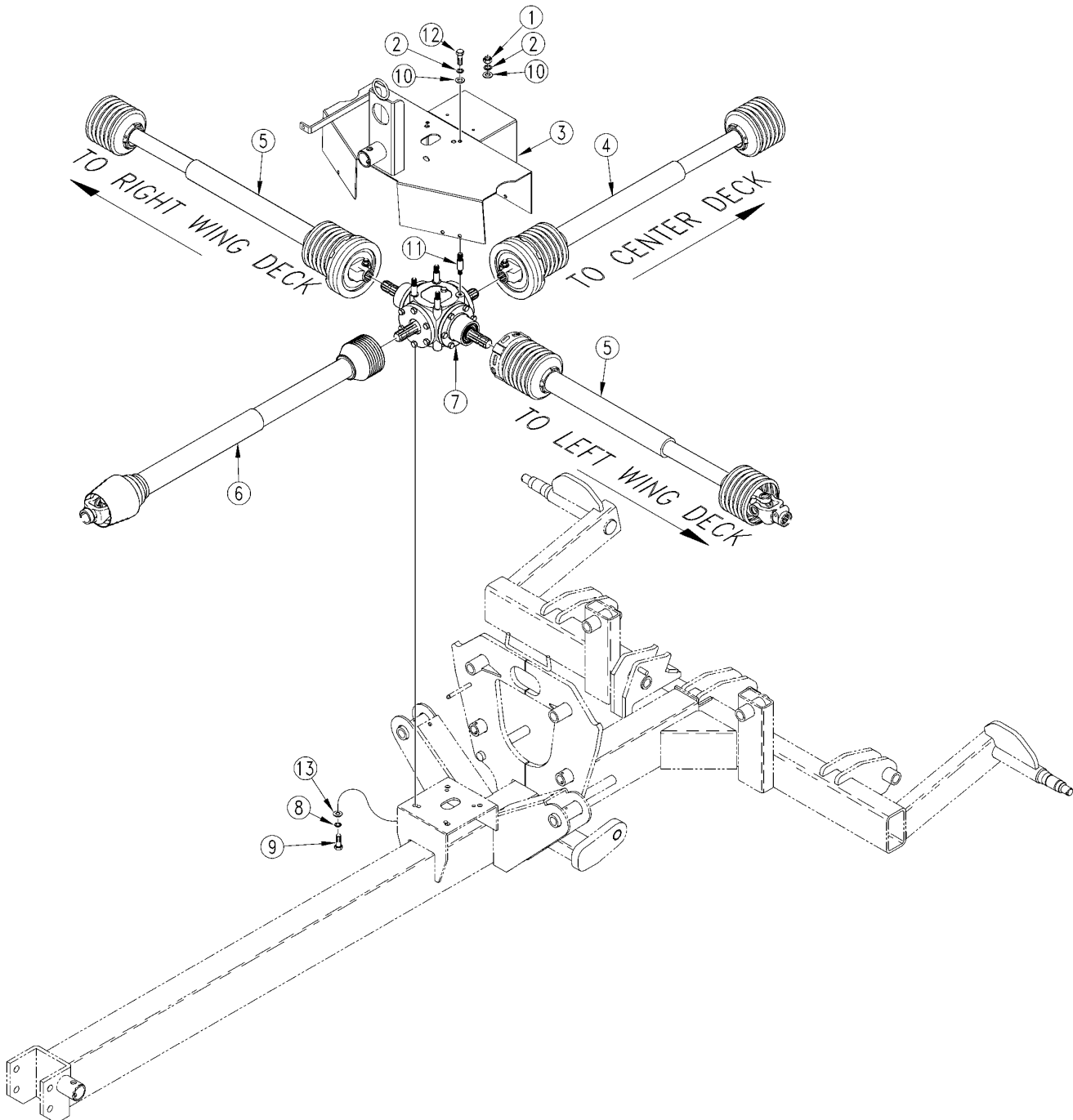
15361

Transport Frame Tire and Hub**Applies to AFM4522**

Ref	Part No.	Part Description	Comments	Revision
	dwg15361	Drawing Image Number		
1.	315-337S	275/60R-15 TIRE-WHEEL ASSY		
2.	814-150C	TIRE P275/60R-15		
3.	814-149C	WHEEL 15 X 85-5-5 .25 POS. OFF		
4.	816-035C	VALVE STEM TR415X.625X1 1/4 LG		
5.	200-001D	HUB GREASE CAP		
6.	805-016C	PIN COTTER 3/16 X 1 1/4 PLT		
7.	803-029C	NUT HEX SLOTTED 7/8-14 PLT		
8.	804-055C	WASHER SPINDLE - 7/8		
9.	822-021C	BEARING CONE LM-67048		
10.	816-017C	HUB SEAL 5 BOLT		
11.	803-017C	NUT LUG 1/2-20X90DEG PLT 13/16		
12.	200-036V	5 BOLT WHEEL HUB & CUP ASSY	Includes items 15 through 18	
13.	822-034C	BEARING CONE LM-48548		
14.	313-075S	5-BOLT HUB & SPINDLE ASSEMBLY	Includes items 5 through 13	
15.	200-004D	H-03B WHEEL HUB MACH 5 BOLT		
16.	802-135C	HUB STUD 1/2-20X1 5/8 GR5		
17.	822-033C	BEARING CUP LM-48510		
18.	822-020C	BEARING CUP LM-67010		
19.	315-822D	AFM4522 BOLT-IN TRAN. SPINDLE	S/N 287614+	
20.	802-099C	HHCS 1/2-13X3 1/4 GR5	S/N 287614+	
21.	803-019C	NUT LOCK 1/2-13 PLT	S/N 287614+	
22.	315-457E	AFM44522 LH BOLTIN SPIN. ARM		
23.	315-456E	AFM44522 RH BOLTIN SPIN. ARM		
24.	315-461A	4522 BOLT-IN SPIN SHIPOUT		

Driveline Arrangement

Applies to AFM4522



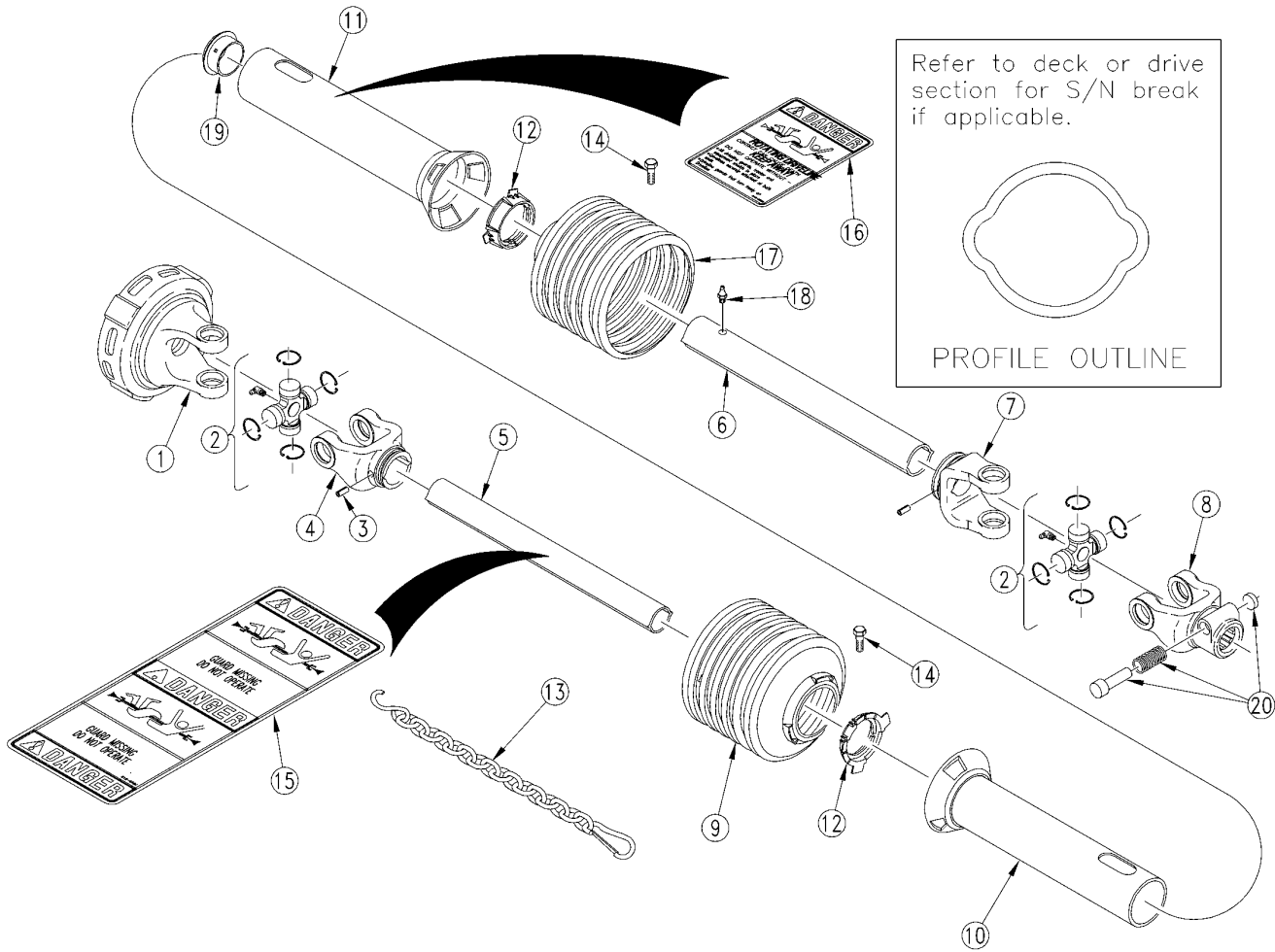
15390

Driveline Arrangement**Applies to AFM4522**

Ref	Part No.	Part Description	Comments	Revision
	dwg15390	Drawing Image Number		
1.	803-020C	NUT HEX 1/2-13 PLT	(S/N 270869-)	
2.	804-015C	WASHER LOCK SPRING 1/2 PLT		
3.	315-448H	AFM14,16,22 SPLITTER BOX COVER	(S/N 270870+)	Rev. 2 not compat. w/Rev. 1
3.	315-336H	4-WAY BOX COVER-COMER	(S/N 270869-)	Rev. 1
4.	826-192C	DRIVELINE CAT 3 W/CLUTCH 47.48		
4.	826-194C	DRIVE CAT 4 W/O CLUTCH 47.48		
5.	826-193C	DRIVELINE CAT 3 W/CLUTCH 55.36		
5.	826-195C	DRIVE CAT 4 W/O CLUTCH 55.36		
6.	826-143C	PTO CV 2480 X 51.5 NO CLUTCH		
7.	826-274C	GBOX DIVIDER OMNI 250559 1:1	(S/N 270870+)	Rev. 2 not compat. w/Rev. 1
7.	826-097C	4-WAY SPLITTER BOX 1:1 RATIO	(S/N 270869-)	Rev. 1
8.	804-015C	WASHER LOCK SPRING 1/2 PLT	(S/N 270870+)	Rev. 2 not compat. w/Rev. 1
8.	804-077C	WASHER LOCK M10 BLK	(S/N 270869-)	Rev. 1
9.	802-689C	HHCS 1/2-13X1 1/4 GR5 NYL	(S/N 287708+)	Rev. 3 not compat. w/Rev. 2
9.	802-034C	HHCS 1/2-13X1 1/4 GR5	(S/N 242927 <-> 287707)	Rev. 2 not compat. w/Rev. 1
9.	802-258C	HHCS 1/2-13X1 GR5	(S/N 242926-)	Rev. 1
10.	804-016C	WASHER FLAT 1/2 SAE PLT	(S/N 270869-)	
11.	315-736D	4-WAY COVER SPACER STUD	(S/N 270869-)	
12.	802-226C	HHCS 1/2-13X2 3/4 GR5	(S/N 270870+)	
13.	804-113C	WASHER FLAT 1/2 USS HARD PLT	(S/N 270870 <-> 287707)	

Driveline Center Deck (826-192C) Walterscheid

Applies to AFM4522



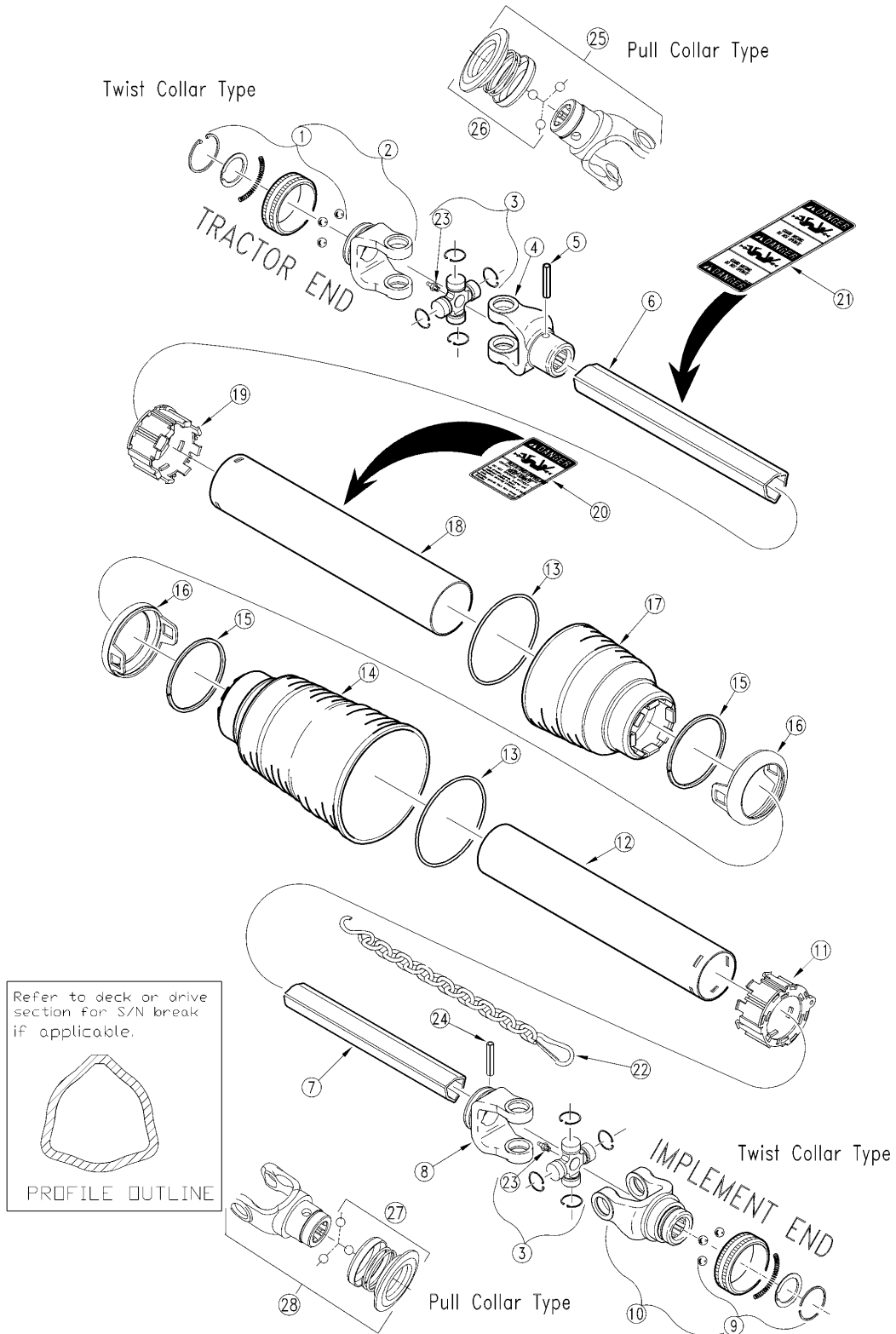
15389

Driveline Center Deck (826-192C) Walterscheid**Applies to AFM4522**

Ref	Part No.	Part Description	Comments	Revision
	dwg15389	Drawing Image Number		
	826-192C	DRIVELINE CAT 3 W/CLUTCH 47.48		
1.	317189	WS FRICTION CLUTCH	(900Nm)	Rev. 2
1.	053330	REP BY 317189	(550Nm)	Rev. 1
2.	044444	WS CROSS & BRG KIT		
3.	020614	WS SPRING PIN		
4.	041315	WS INBOARD YOKE		
5.	095762	WS INNER PROFILE Ov		
6.	391403	WS PROFILE & SLEEVE W.A.	(S/N 259230+)	Rev. 2 not compat. w/Rev. 1
6.	044215	RPBY 391403	(S/N 259229+)	Rev. 1
7.	041318	WS INBOARD YOKE		
8.	196839	WS YOKE 1 3/8-6 SPL ASGE		
9.	377235	WS SHIELD CONE 5 RIB		
10.	392123	WS OUTER SHIELD OVL.	(S/N 259230+)	Rev. 2 not compat. w/Rev. 1
10.	390743	RPBY 392123	(S/N 259229+)	Rev. 1
11.	392124	WS INNER SHIELD RND.	(S/N 259230+)	Rev. 2 not compat. w/Rev. 1
11.	390742	RPBY 392124	(S/N 259229+)	Rev. 1
12.	087279	WS BEARING RING		
13.	044321	DRIVELINE SHIELD SAFETY CHAIN		
14.	365305	WS SCREW		
15.	383333	WS DANGER DECAL-SHLD		
16.	383334	WS DNGR DECAL-STEEL		
17.	377240	WS SHIELD CONE-10RIB		
18.	380371	WS ZERK	(S/N 259230+)	
19.	355154	WS SUPPORT BEARING	(S/N 259230+)	
20.	339107	WS Q.D. PIN KIT		

Driveline Center Deck (826-194C) Eurocardan New Shields

Applies to AFM4522



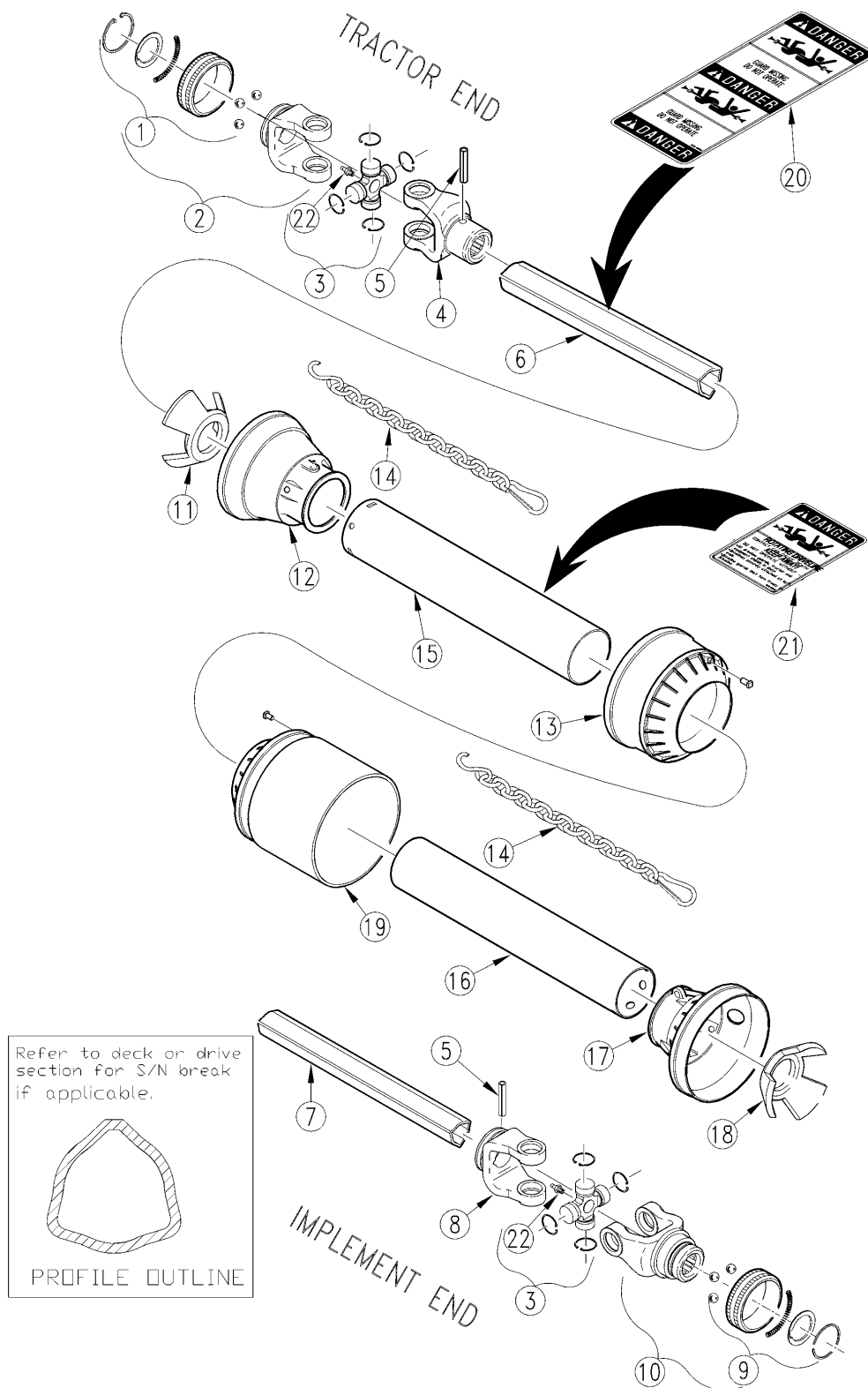
16074

Driveline Center Deck (826-194C) Eurocardan New Shields**Applies to AFM4522**

Ref	Part No.	Part Description	Comments	Revision
	dwg16074	Drawing Image Number		
	826-194C	DRIVE CAT 4 W/O CLUTCH 47.48		
1.	1004220	EC TWIST COLLAR KIT (TRT. END)		
2.	1016010	EC YOKE ASSEMBLY (TRACT. END)		
3.	1006020	EC CROSS ASSEMBLY		
4.	1706027	EC OUTER TUBE YOKE		
5.	6331080	EC 10X80-DIN-1481 O/TUBE R/PIN		
6.	1528084	EC 1010MM OUTER TUBE		
7.	1526084	EC 1010MM INNER/OUTER TUBE		
8.	1706029	EC INNER TUBE YOKE		
9.	1004224	EC TWIST COLLAR KIT (IMP. END)		
10.	1116010	EC YOKE ASSY 1 3/8-6(IMP. END)		
11.	1786711	EC TUBE BEARING (INNER TUBE)		
12.	1877074	R TUBE SHIELD 740MM		
13.	1215733	EC STIFFENING RING		
14.	1885704	EC LONG CONE		
15.	1215735	EC STOP RING		
16.	1885709	EC SAFETY SLEEVE		
17.	1885703	EC STANDARD CONE		
18.	1876074	EC OUTER TUBE SHIELD 740MM		
19.	1786710	EC TUBE BEARING (OUTER TUBE)		
20.	818-552C	DECAL DANGER PTO DRIVELINE		
21.	818-540C	DECAL DANGER GUARD MISS PTO		
22.	044321	DRIVELINE SHIELD SAFETY CHAIN		
23.	6560508	EC GREASE ZERK 8X1 45 DEG.		
24.	6331070	EC 10X70 ROLL PIN		
25.	1016017	EC YOKE ASSEMBLY		
26.	1004227	EC PULL COLLAR KIT EVOLUTION		
27.	1004227	EC PULL COLLAR KIT EVOLUTION		
28.	1016017	EC YOKE ASSEMBLY		

Driveline Center Deck (826-194C) Eurocardan Old Shields

Applies to AFM4522



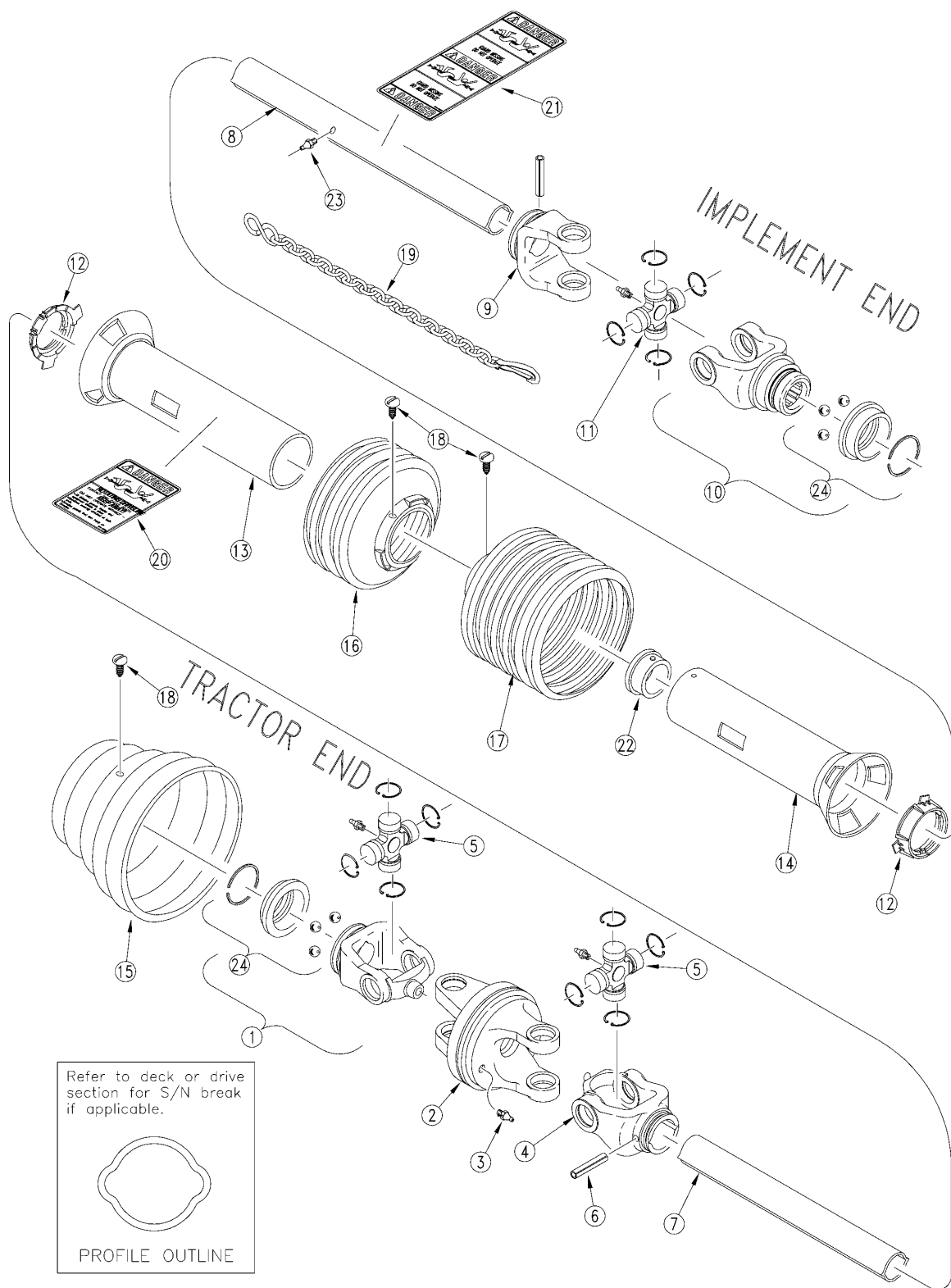
15387

Driveline Center Deck (826-194C) Eurocardan Old Shields**Applies to AFM4522**

Ref	Part No.	Part Description	Comments	Revision
	dwg15387	Drawing Image Number		
	826-194C	DRIVE CAT 4 W/O CLUTCH 47.48		
1.	1004220	EC TWIST COLLAR KIT (TRT. END)		
2.	1016010	EC YOKE ASSEMBLY (TRACT. END)		
3.	1006020	EC CROSS ASSEMBLY		
4.	1706027	EC OUTER TUBE YOKE		
5.	6331080	EC 10X80-DIN-1481 O/TUBE R/PIN		
6.	1528084	EC 1010MM OUTER TUBE		
7.	1526084	EC 1010MM INNER/OUTER TUBE		
8.	1706029	EC INNER TUBE YOKE		
9.	1004224	EC TWIST COLLAR KIT (IMP. END)		
10.	1116010	EC YOKE ASSY 1 3/8-6(IMP. END)		
11.	1786009	EC TUBE BEARING		
12.	1886010	EC OUTER TUBE RIGID CONE		
13.	1886013	EC SOFT CONE		
14.	044321	DRIVELINE SHIELD SAFETY CHAIN		
15.	1875076	EC OUTER TUBE (1875113) 760MM		
16.	1874076	EC INNER TUBE (1874113) 760MM		
17.	1886011	EC INNER TUBE RIGID CONE		
18.	1786008	EC TUBE BEARING		
19.	1886014	EC SOFT LONG CONE		
20.	818-540C	DECAL DANGER GUARD MISS PTO		
21.	818-552C	DECAL DANGER PTO DRIVELINE		
22.	6560508	EC GREASE ZERK 8X1 45 DEG.		

Driveline CV (826-143C)

Applies to AFM4522



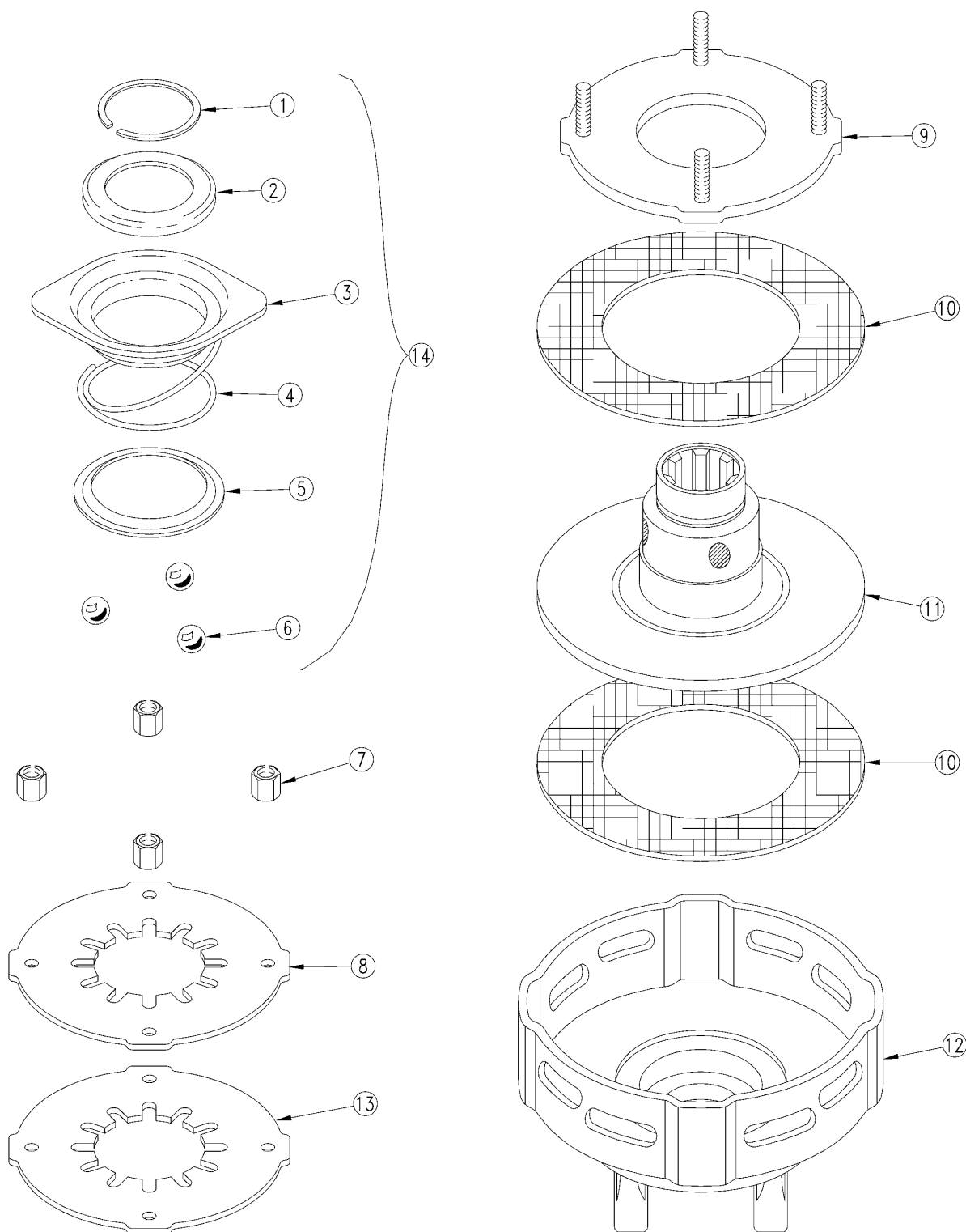
13812

Driveline CV (826-143C)**Applies to AFM4522**

Ref	Part No.	Part Description	Comments	Revision
	dwg13812	Drawing Image Number		
	826-143C	PTO CV 2480 X 51.5 NO CLUTCH		
1.	380882	WS YOKE 1 3/8-6 SPL		
2.	365722	WS DOUBLE YOKE		
3.	020672	WS GREASE ZERK		
4.	341586	WS INBOARD YOKE		
5.	342221	WS CROSS & BEARING KIT		
6.	020617	WS SPRING PIN 10 X 20		
7.	316201	WS INNER PROFILE 1BGA		
8.	383231	WS PROFILE & SLEEVE		
9.	019519	WS INBOARD YOKE		
10.	380907	WS YOKE 1 3/8-6 SPL AS		
11.	312410	WS CROSS BEARING KIT		
12.	087276	WS BEARING RING - SC25		
13.	390186	WS OUTER SHIELD TUBE OVL		
14.	385954	WS INNER SHIELD TUBE RND		
15.	386083	WS CV CONE & BEARING ASSY		
16.	172758	WS SHIELD CONE 3 RIB		
17.	377336	WS SHIELD CONE 6 RIB		
18.	365305	WS SCREW		
19.	044321	DRIVELINE SHIELD SAFETY CHAIN		
20.	818-552C	DECAL DANGER PTO DRIVELINE		
21.	818-540C	DECAL DANGER GUARD MISS PTO		
22.	355155	WS SUPPORT BEARING		
23.	380371	WS ZERK		
24.	381908	WS QUICK DISCONNECT KIT		

Driveline Slip Clutch

Applies to AFM4522



Nm SETTING STAMPED ON HOUSING:
50 = 550Nm AND 90 = 900Nm

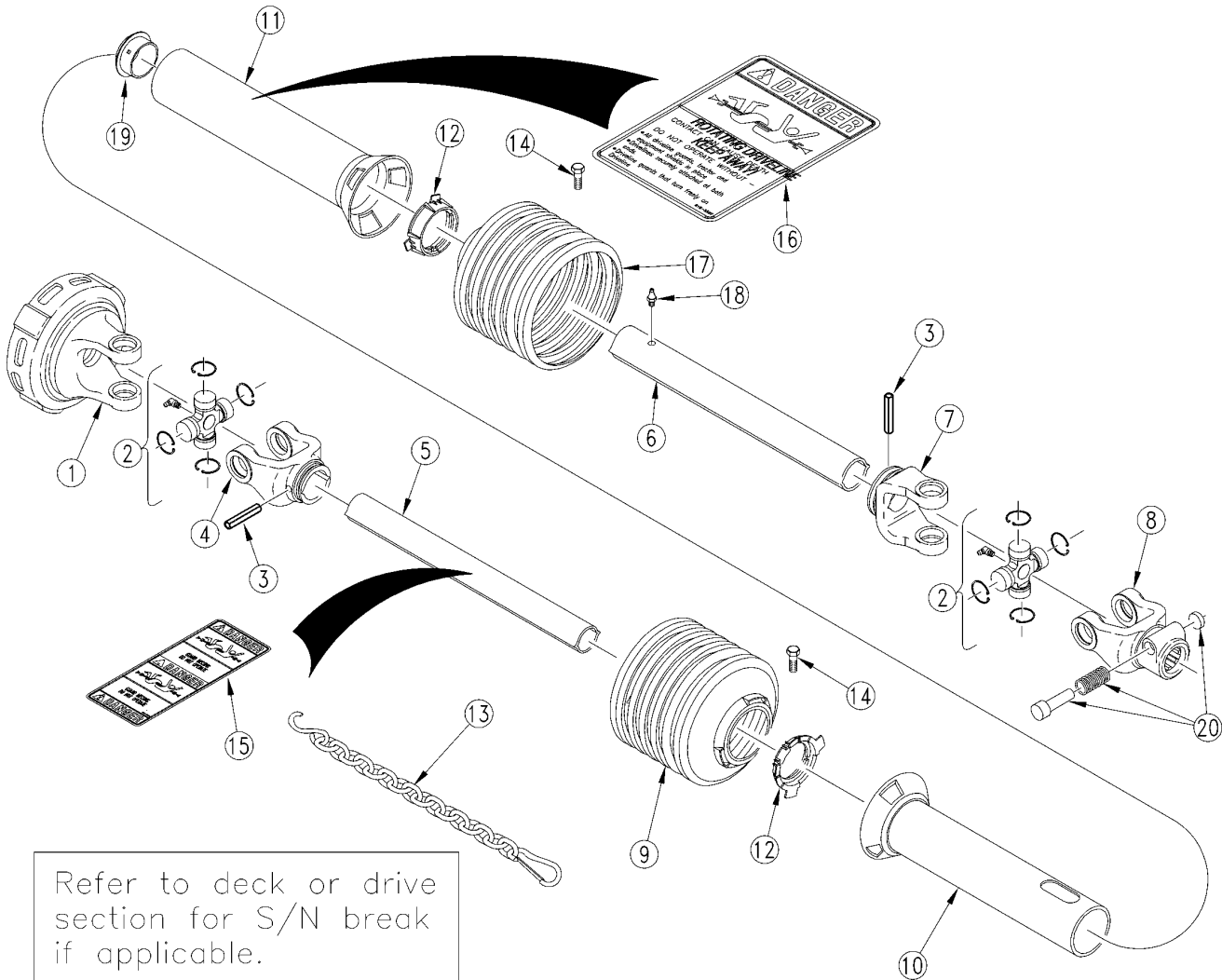
15674

Driveline Slip Clutch**Applies to AFM4522**

Ref	Part No.	Part Description	Comments	Revision
	dwg15674	Drawing Image Number		
	317189	WS FRICTION CLUTCH	(900Nm)	Rev. 2
	053330	WS FRICTION CLUTCH	(550Nm)	Rev. 1
1.	304149	WS SNAP RING		
2.	338531	WS FLANGED RING		
3.	045790	WS LOCK COLLAR		
4.	045793	WS COMPRESSION SPRNG		
5.	047825	WS BACK UP RING		
6.	020692	WS BALL		
7.	381957	WS HEX NUT M8		
8.	043489	WS BELLEVILLE SPRING	(900Nm)	Rev. 2
8.	043487	WS BELLEVILLE SPRING	(550Nm)	Rev. 1
9.	381495	WS THRUST PLATE		
10.	168556	WS FRICTION DISK		
11.	051551	WS HUB 1 3/8-6 SPL		
12.	185836	WS CLUTCH HOUSING	(900Nm)	Rev. 2
12.	041368	WS CLUTCH HOUSING	(550Nm)	Rev. 1
13.	043489	WS BELLEVILLE SPRING	(900Nm)	Rev. 2
13.	045560	WS BELLEVILLE SPRING	(550Nm)	Rev. 1
14.	341953	WS Q.D. FLG. KIT		

Driveline Wing (826-193C) Walterscheid

Applies to AFM4522



Refer to deck or drive section for S/N break if applicable.

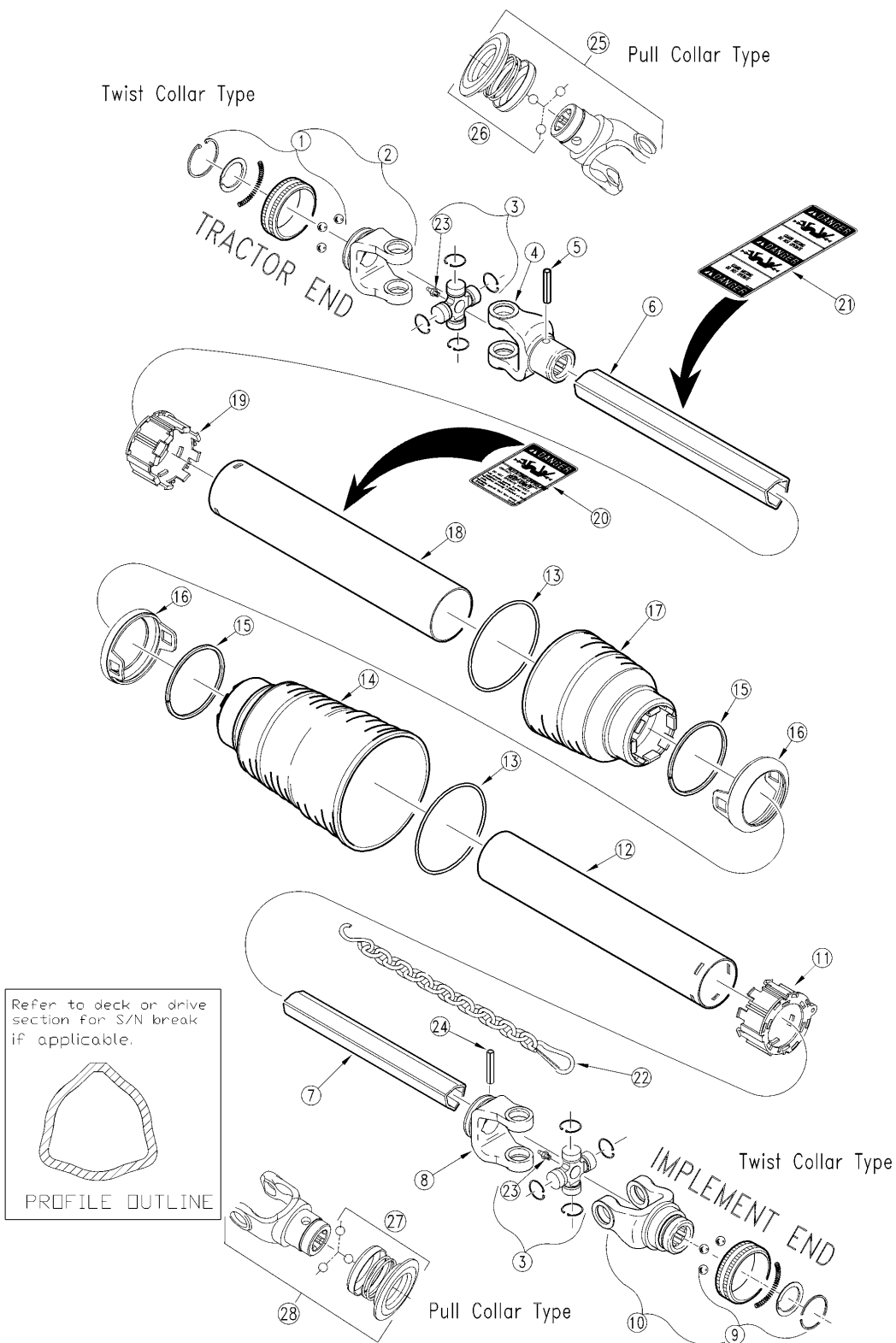
PROFILE OUTLINE

Driveline Wing (826-193C) Walterscheid**Applies to AFM4522**

Ref	Part No.	Part Description	Comments	Revision
	dwg15388	Drawing Image Number		
	826-193C	DRIVELINE CAT 3 W/CLUTCH 55.36		
1.	317189	WS FRICTION CLUTCH	(900Nm)	Rev. 2
1.	053330	REP BY 317189	(550Nm)	Rev. 1
2.	044444	WS CROSS & BRG KIT		
3.	020614	WS SPRING PIN		
4.	041315	WS INBOARD YOKE		
5.	013377	WS INNER PROFILE Ov		
6.	392120	WS PROVILE & SLEEVE OV	(S/N 259230+)	Rev. 2 not compat. w/Rev. 1
6.	050184	RPBY 392120	(S/N 259229+)	Rev. 1
7.	041318	WS INBOARD YOKE		
8.	196839	WS YOKE 1 3/8-6 SPL ASGE		
9.	377235	WS SHIELD CONE 5 RIB		
10.	392121	WS OUTER SHIELD OVL.	(S/N 259230+)	Rev. 2 not compat. w/Rev. 1
10.	390745	RPBY 392121	(S/N 259229+)	Rev. 1
11.	392122	WS INNER SHIELD RND.	(S/N 259230+)	Rev. 2 not compat. w/Rev. 1
11.	390744	RPBY 392122	(S/N 259229+)	Rev. 1
12.	087279	WS BEARING RING		
13.	044321	DRIVELINE SHIELD SAFETY CHAIN		
14.	365305	WS SCREW		
15.	383333	WS DANGER DECAL-SHLD		
16.	383334	WS DNGR DECAL-STEEL		
17.	377240	WS SHIELD CONE-10RIB		
18.	380371	WS ZERK	(S/N 259230+)	
19.	355154	WS SUPPORT BEARING	(S/N 259230+)	
20.	339107	WS Q.D. PIN KIT		

Driveline Wing (826-195C) Eurocardan New Shielding

Applies to AFM4522



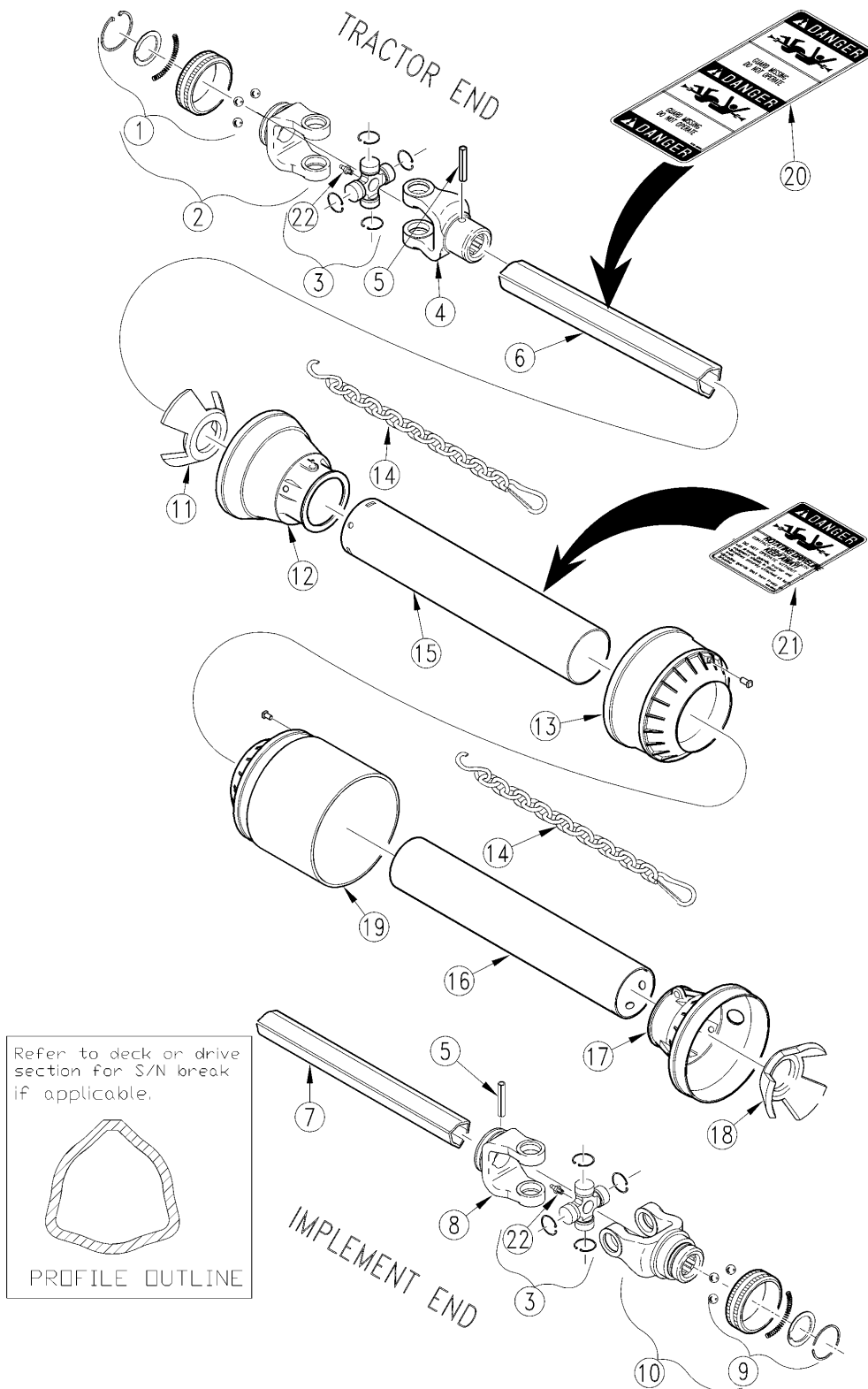
16074

Driveline Wing (826-195C) Eurocardan New Shielding**Applies to AFM4522**

Ref	Part No.	Part Description	Comments	Revision
	dwg16074	Drawing Image Number		
	826-195C	DRIVE CAT 4 W/O CLUTCH 55.36		
1.	1004220	EC TWIST COLLAR KIT (TRT. END)		
2.	1016010	EC YOKE ASSEMBLY (TRACT. END)		
3.	1006020	EC CROSS ASSEMBLY		
4.	1706027	EC OUTER TUBE YOKE		
5.	6331080	EC 10X80-DIN-1481 O/TUBE R/PIN		
6.	1528104	EC OUTER TUBE (1528121) 1040MM		
7.	1526104	EC INNER TUBE (1526121) 1040MM		
8.	1706029	EC INNER TUBE YOKE		
9.	1004224	EC TWIST COLLAR KIT (IMP. END)		
10.	1116010	EC YOKE ASSY 1 3/8-6(IMP. END)		
11.	1786711	EC TUBE BEARING (INNER TUBE)		
12.	1877094	R TUBE SHIELD 940MM		
13.	1215733	EC STIFFENING RING		
14.	1885704	EC LONG CONE		
15.	1215735	EC STOP RING		
16.	1885709	EC SAFETY SLEEVE		
17.	1885703	EC STANDARD CONE		
18.	1876094	EC OUTER TUBE SHIELD 940MM		
19.	1786710	EC TUBE BEARING (OUTER TUBE)		
20.	818-552C	DECAL DANGER PTO DRIVELINE		
21.	818-540C	DECAL DANGER GUARD MISS PTO		
22.	044321	DRIVELINE SHIELD SAFETY CHAIN		
23.	6560508	EC GREASE ZERK 8X1 45 DEG.		
24.	6331070	EC 10X70 ROLL PIN		
25.	1016017	EC YOKE ASSEMBLY		
26.	1004227	EC PULL COLLAR KIT EVOLUTION		
27.	1004227	EC PULL COLLAR KIT EVOLUTION		
28.	1016017	EC YOKE ASSEMBLY		

Driveline Wing (826-195C) Eurocardan Old Shielding

Applies to AFM4522



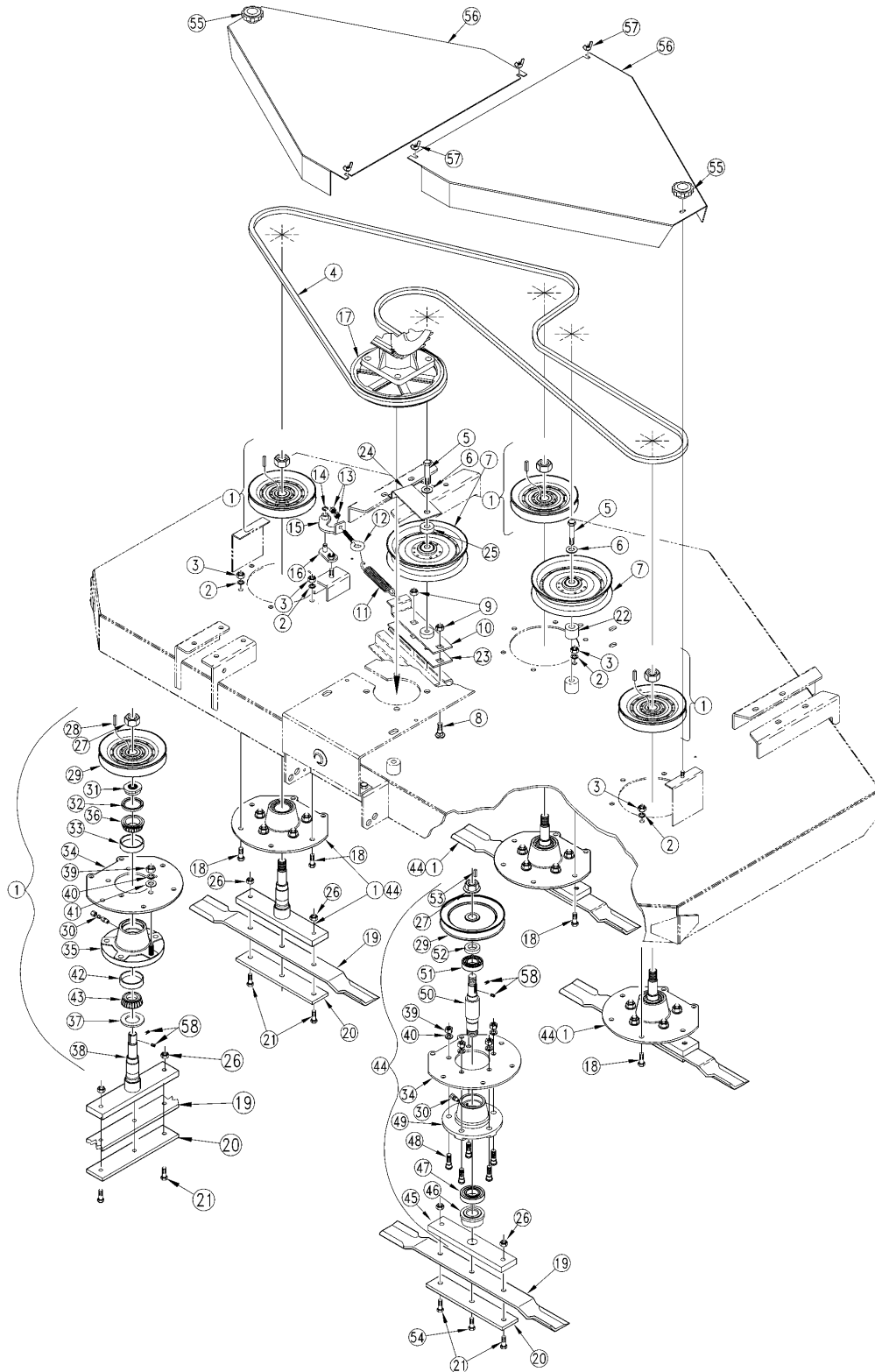
15387

Driveline Wing (826-195C) Eurocardan Old Shielding**Applies to AFM4522**

Ref	Part No.	Part Description	Comments	Revision
	dwg15387	Drawing Image Number		
	826-195C	DRIVE CAT 4 W/O CLUTCH 55.36		
1.	1004220	EC TWIST COLLAR KIT (TRT. END)		
2.	1016010	EC YOKE ASSEMBLY (TRACT. END)		
3.	1006020	EC CROSS ASSEMBLY		
4.	1706027	EC OUTER TUBE YOKE		
5.	6331080	EC 10X80-DIN-1481 O/TUBE R/PIN		
6.	1528121	EC 1380MM OUTER TUBE		
7.	1526121	EC 1380MM INNER TUBE		
8.	1706029	EC INNER TUBE YOKE		
9.	1004224	EC TWIST COLLAR KIT (IMP. END)		
10.	1116010	EC YOKE ASSY 1 3/8-6(IMP. END)		
11.	1786009	EC TUBE BEARING		
12.	1886010	EC OUTER TUBE RIGID CONE		
13.	1886013	EC SOFT CONE		
14.	044321	DRIVELINE SHIELD SAFETY CHAIN		
15.	1875096	EC OUTER TUBE (1875113) 960MM		
16.	1874096	EC INNER TUBE (1874113) 960MM		
17.	1886011	EC INNER TUBE RIGID CONE		
18.	1786008	EC TUBE BEARING		
19.	1886014	EC SOFT LONG CONE		
20.	818-540C	DECAL DANGER GUARD MISS PTO		
21.	818-552C	DECAL DANGER PTO DRIVELINE		
22.	6560508	EC GREASE ZERK 8X1 45 DEG.		

Belt Drive Center and Right Hand Deck

Applies to AFM4522



15343

Belt Drive Center and Right Hand Deck**Applies to AFM4522**

Ref	Part No.	Part Description	Comments	Revision
	dwg15343	Drawing Image Number		
1.	315-316S	4522 BLADE SPINDLE HUB ASSY	S/N 259229-	
2.	804-015C	WASHER LOCK SPRING 1/2 PLT		
3.	803-020C	NUT HEX 1/2-13 PLT		
4.	816-101C	V-BELT C195 199.2 E.L. KEVLAR		
5.	802-160C	HHCS 5/8-11X3 1/4 GR5		
6.	804-022C	WASHER LOCK SPRING 5/8 PLT		
7.	808-107C	PULLEY IDLER 9 OD		
8.	802-306C	RHSNB 5/8-11X1 1/4 GR5		
9.	803-024C	NUT LOCK 5/8-11 PLT		
10.	315-374H	AFM4522 TAKE-UP PULLEY MTG.	(S/N 201404+)	Rev. 2
10.	315-319H	4522 TAKE-UP PULLEY MTG.	(S/N 201403-)	Rev. 1
11.	807-050C	SPRING EXT 1 13/32 X 6 EXT	(S/N 201404+)	Rev. 2 not compat. w/Rev. 1
11.	807-068C	SPRING EXT BELT HANDLE	(S/N 201403-)	Rev. 1
12.	802-567C	SP EYE 3/8-16X4		
13.	803-014C	NUT HEX 3/8-16 PLT		
14.	800-099C	SNAP RING EXT 7/16		
15.	310-095H	SPRING EYE-BOLT BRACKET	(S/N 286850+)	Rev. 2
15.	310-236H	CCW SPRING EYE-BOLT BRACKET	Used w/rivoted pulley (S/N 286849-)	Rev 1; Use up stock
16.	310-094H	OVER-CENTER LATCH-90		
17.	808-337C	C-GROOVE PULLEY 11" CAST-IRON	(S/N 355464+)	Rev. 2
17.	808-231C	C-GROOVE DRIVE PULLEY 11 OD	(S/N 355463-)	Rev 1; Use up stock
18.	802-034C	HHCS 1/2-13X1 1/4 GR5		
19.	890-535C	MWR BLD 5/16X31 17/32SD LL CCW	Standard Low Lift	
19.	890-536C	MWR BLD 5/16X31 17/32SD HL CCW	Optional High Lift	
19.	890-534C	MWR BLD 5/16X31 17/32SD ML CCW	Optional Medium Lift	
19.	890-705C	MWR BLD MULCH 1/4X31.53SD CCW	Optional Mulch Blades	
19.	808-231C	C-GROOVE DRIVE PULLEY 11 OD	(S/N 355463-)	Rev 1; Use up stock
20.	310-228D	BLADE MTG BAR BOTTOM	S/N 212136-	
21.	802-329C	HHCS 1/2-20X1 3/4 GR5	(S/N 220347+)	Rev. 3 not compat. w/Rev. 2
21.	802-240C	HHCS 1/2-20X1 GR5	(S/N 212137 <-> 220346)	Rev. 2 not compat. w/Rev. 1
21.	802-384C	HFS 1/2-20X1 1/4 GR5	(S/N 212136-)	Rev. 1
22.	315-735D	IDLER PULLEY SPACER		
23.	310-256D	IDLER SLIDE SPACER		
24.	310-248D	TOP IDLER PULLEY TAKE-UP		
25.	310-049D	IDLER PULLEY SPACER		
26.	803-308C	NUT HEX FLG. LOCK 1/2-20 PLT.	(S/N 319784+)	Rev. 2
26.	803-018C	NUT HEX 1/2-20 PLT	(S/N 223047 <-> 319783)	Rev 1; Use up stock
27.	803-346C	NUT HEX FLG CNCAL LCK7/8-14PLT		
28.	123-004D	DRIVE SPROCKET KEY	(S/N 259229-)	
29.	808-106C	PULLEY SPINDLE 7-1/2 C GROOVE	Requires 2 set screws item 58	
30.	800-372C	FTG TUBE, PUSH CONNECT 1/8NPT	(S/N 531582+)	
30.	800-157C	RPBY 800-372C	(S/N 531581-)	
31.	315-122D	PULLEY SPACER	(S/N 259229-)	
32.	816-168C	SEAL 1.750 ID 2.437 OD X .250	(S/N 259229-)	
33.	822-020C	BEARING CUP LM-67010	(S/N 259229-)	
34.	315-730D	BLADE HUB DECK PLATE		
34.	315-730D82	BLADE HUB DECK PLATE ORANGE		
35.	315-027V	5 BOLT BLADE HUB & CUP ASSY	(S/N 259229-)	
36.	822-021C	BEARING CONE LM-67048	(S/N 259229-)	
37.	816-017C	HUB SEAL 5 BOLT	(S/N 259229-)	
38.	315-317H	4522 BLADE SPINDLE MOUNT	(S/N 259229-)	
39.	803-018C	NUT HEX 1/2-20 PLT		
40.	804-015C	WASHER LOCK SPRING 1/2 PLT		
41.	804-016C	WASHER FLAT 1/2 SAE PLT	(S/N 259229-)	
42.	822-033C	BEARING CUP LM-48510	(S/N 259229-)	
43.	822-034C	BEARING CONE LM-48548	(S/N 259229-)	
44.	315-427S	AFM4522 SPINDLE ASSEMBLY CCW	(S/N 259230+)	

Belt Drive Center and Right Hand Deck (continued)**Applies to AFM4522**

Ref	Part No.	Part Description	Comments	Revision
45.	315-802D	AFM4522 BLADE BAR LH THD CCW	(S/N 259230+)	
46.	315-803D	AFM4522 LOWER BLADE BAR SPACER	(S/N 259230+)	
47.	822-176C	BRG 6207RS 1.378X2.8346X.67THK	(S/N 259230+)	
48.	802-135C	HUB STUD 1/2-20X1 5/8 GR5	(S/N 259230+)	
49.	315-806D	AFM4522 SPINDLE HUB MACHINED	(S/N 259230+)	
50.	315-805D	AFM4522 SPINDLE CCW	(S/N 259230+) IMPORTANT! Apply Loctite 243 to threads	
51.	822-161C	BEARING 6206 W/ METAL SHIELD	(S/N 259230+)	
52.	315-800D	AFM4522 TOP PULLEY SPACER	(S/N 259230+)	
53.	839-114C	KEY 1/4 SQ. X 1.00 LONG	(S/N+)	
53.	172-242D	1/4 SQ. KEY X 7/8 LG	(S/N 259230- ???)	
54.	802-447C	HFS 1/2-20X1 1/4 LH GR5	(S/N 259230+) IMPORTANT! Apply Loctite 243 to threads	
55.	817-259C	KNOB 3/8-16 FEMALE THD 2 3/8OD		
56.	315-732D	4522 BELT COVER		
57.	803-231C	NUT WING 3/8-16 PLT		
58.	801-023C	SCREW SET SH 3/8-16X3/8 TYPE C	Use Loctite 243 when installing	

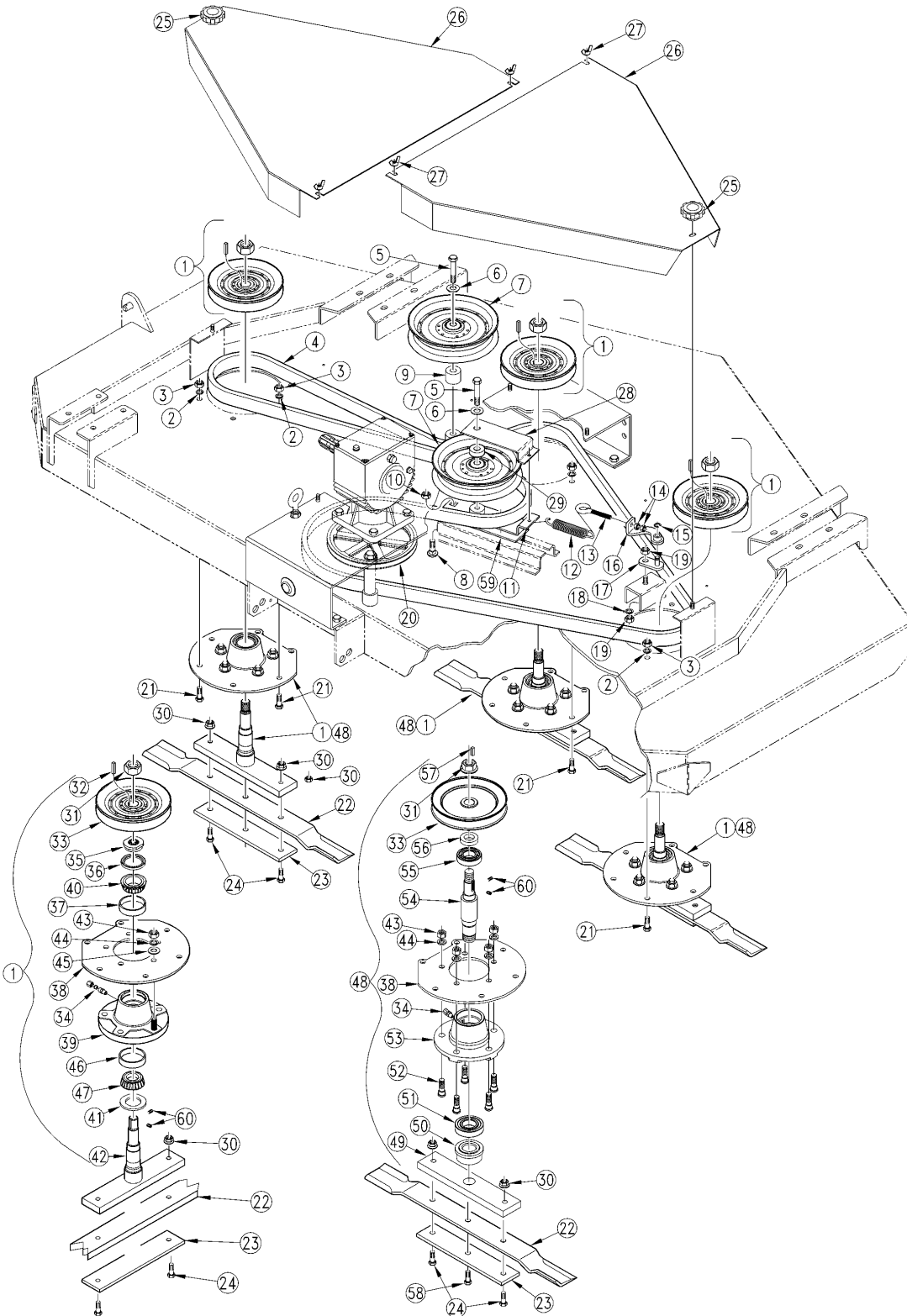
Belt Drive Center and Right Hand Deck (continued)

Applies to AFM4522

This Page Intentionally Left Blank

Belt Drive Left Hand Deck

Applies to AFM4522



15323

Belt Drive Left Hand Deck**Applies to AFM4522**

Ref	Part No.	Part Description	Comments	Revision
	dwg15323	Drawing Image Number		
1.	315-316S	4522 BLADE SPINDLE HUB ASSY	(S/N 259229-)	
2.	804-015C	WASHER LOCK SPRING 1/2 PLT		
3.	803-020C	NUT HEX 1/2-13 PLT		
4.	816-101C	V-BELT C195 199.2 E.L. KEVLAR		
5.	802-160C	HHCS 5/8-11X3 1/4 GR5		
6.	804-022C	WASHER LOCK SPRING 5/8 PLT		
7.	808-107C	PULLEY IDLER 9 OD		
8.	802-306C	RHSNB 5/8-11X1 1/4 GR5		
9.	310-256D	IDLER SLIDE SPACER		
10.	803-024C	NUT LOCK 5/8-11 PLT		
11.	315-374H	AFM4522 TAKE-UP PULLEY MTG.	(S/N 201404+)	Rev. 2 not compat. w/Rev. 1
11.	315-319H	4522 TAKE-UP PULLEY MTG.	(S/N 201403-)	Rev. 1
12.	807-050C	SPRING EXT 1 13/32 X 6 EXT	(S/N 201404+)	Rev. 2 not compat. w/Rev. 1
12.	807-068C	SPRING EXT BELT HANDLE	(S/N 201403-)	Rev. 1
13.	802-567C	SP EYE 3/8-16X4		
14.	803-014C	NUT HEX 3/8-16 PLT		
15.	800-099C	SNAP RING EXT 7/16		
16.	310-095H	SPRING EYE-BOLT BRACKET		
17.	310-094H	OVER-CENTER LATCH-90		
18.	804-016C	WASHER FLAT 1/2 SAE PLT		
19.	803-020C	NUT HEX 1/2-13 PLT		
20.	808-337C	C-GROOVE PULLEY 11" CAST-IRON	(S/N 355464+)	Rev. 2
20.	808-231C	C-GROOVE DRIVE PULLEY 11 OD	(S/N 355463-)	Rev 1; Use up stock
21.	802-034C	HHCS 1/2-13X1 1/4 GR5		
22.	890-205C	MWR BLD 5/16X31 17/32SD LL CW	Standard Low Lift	
22.	890-223C	MWR BLD 5/16X31 17/32SD HL CW	Optional High Lift	
22.	890-533C	MWR BLD 5/16X31 17/32SD ML CW	Optional Medium Lift	
22.	890-704C	MWR BLD MULCH 1/4X31.53SD CW	Optional Mulch Blades	
23.	310-228D	BLADE MTG BAR BOTTOM	(S/N 212136-)	
24.	802-329C	HHCS 1/2-20X1 3/4 GR5	(S/N 220347+)	Rev. 3 not compat. w/Rev. 1
24.	802-240C	HHCS 1/2-20X1 GR5	(S/N 212137 <-> 220346)	Rev. 2 not compat. w/Rev. 1
24.	802-384C	HFS 1/2-20X1 1/4 GR5	(S/N 212136-)	Rev. 1
25.	817-259C	KNOB 3/8-16 FEMALE THD 2 3/8OD		
26.	315-732D	4522 BELT COVER		
27.	803-231C	NUT WING 3/8-16 PLT		
28.	310-248D	TOP IDLER PULLEY TAKE-UP		
29.	310-049D	IDLER PULLEY SPACER		
30.	803-308C	NUT HEX FLG. LOCK 1/2-20 PLT.	(S/N 319784+)	Rev. 2
30.	803-018C	NUT HEX 1/2-20 PLT	(S/N 319783-)	Rev 1; Use up stock
31.	803-346C	NUT HEX FLG CNCAL LCK7/8-14PLT		
32.	123-004D	DRIVE SPROCKET KEY	(S/N 259229-)	
33.	808-106C	PULLEY SPINDLE 7-1/2 C GROOVE	Requires 2 set screws item 60	
34.	800-372C	FTG TUBE, PUSH CONNECT 1/8NPT	(S/N 531582+)	
34.	800-157C	RPBY 800-372C	(S/N 531581-)	
35.	315-122D	PULLEY SPACER	(S/N 259229-)	
36.	816-168C	SEAL 1.750 ID 2.437 OD X .250	(S/N 259229-)	
37.	822-020C	BEARING CUP LM-67010	(S/N 259229-)	
38.	315-730D	BLADE HUB DECK PLATE		
38.	315-730D82	BLADE HUB DECK PLATE ORANGE		
39.	315-027V	5 BOLT BLADE HUB & CUP ASSY	(S/N 259229-)	
40.	822-021C	BEARING CONE LM-67048	(S/N 259229-)	
41.	816-017C	HUB SEAL 5 BOLT	(S/N 259229-)	
42.	315-317H	4522 BLADE SPINDLE MOUNT	(S/N 259229-)	
43.	803-018C	NUT HEX 1/2-20 PLT		
44.	804-015C	WASHER LOCK SPRING 1/2 PLT		
45.	804-016C	WASHER FLAT 1/2 SAE PLT	(S/N 259229-)	
46.	822-033C	BEARING CUP LM-48510	(S/N 259229-)	

Belt Drive Left Hand Deck (continued)**Applies to AFM4522**

Ref	Part No.	Part Description	Comments	Revision
47.	822-034C	BEARING CONE LM-48548	(S/N 259229-)	
48.	315-426S	AFM4522 SPINDLE ASSEMBLY CW	(S/N 259230+)	
49.	315-801D	AFM4522 BLADE BAR RH THD CW	(S/N 259230+)	
50.	315-803D	AFM4522 LOWER BLADE BAR SPACER	(S/N 259230+)	
51.	822-176C	BRG 6207RS 1.378X2.8346X.67THK	(S/N 259230+)	
52.	802-135C	HUB STUD 1/2-20X1 5/8 GR5	(S/N 259230+)	
53.	315-806D	AFM4522 SPINDLE HUB MACHINED	(S/N 259230+)	
54.	315-804D	AFM4522 SPINDLE CW	(S/N 259230+) IMPORTANT! Apply Loctite 243 to threads	
55.	822-161C	BEARING 6206 W/ METAL SHIELD	(S/N 259230+)	
56.	315-800D	AFM4522 TOP PULLEY SPACER	(S/N 259230+)	
57.	839-114C	KEY 1/4 SQ. X 1.00 LONG	(S/N+)	
57.	172-242D	1/4 SQ. KEY X 7/8 LGs	(S/N 259230 - ???)	
58.	802-384C	HFS 1/2-20X1 1/4 GR5	(S/N 259230+) IMPORTANT! Apply Loctite 243 to threads	
59.	310-248D	TOP IDLER PULLEY TAKE-UP		
60.	801-023C	SCREW SET SH 3/8-16X3/8 TYPE C	Use Loctite 243 when installing	

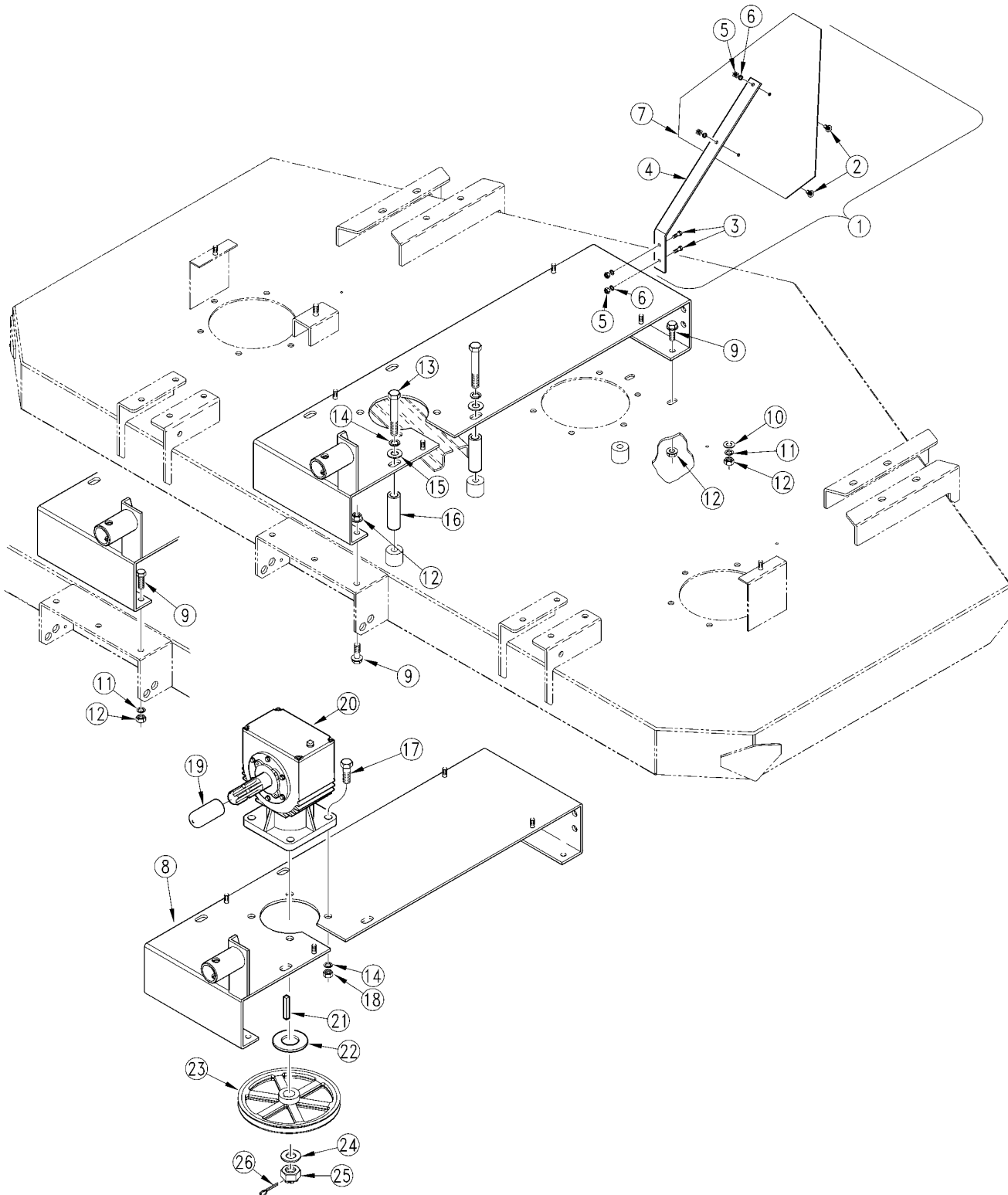
Belt Drive Left Hand Deck (continued)

Applies to AFM4522

This Page Intentionally Left Blank

Channel Center Deck

Applies to AFM4522



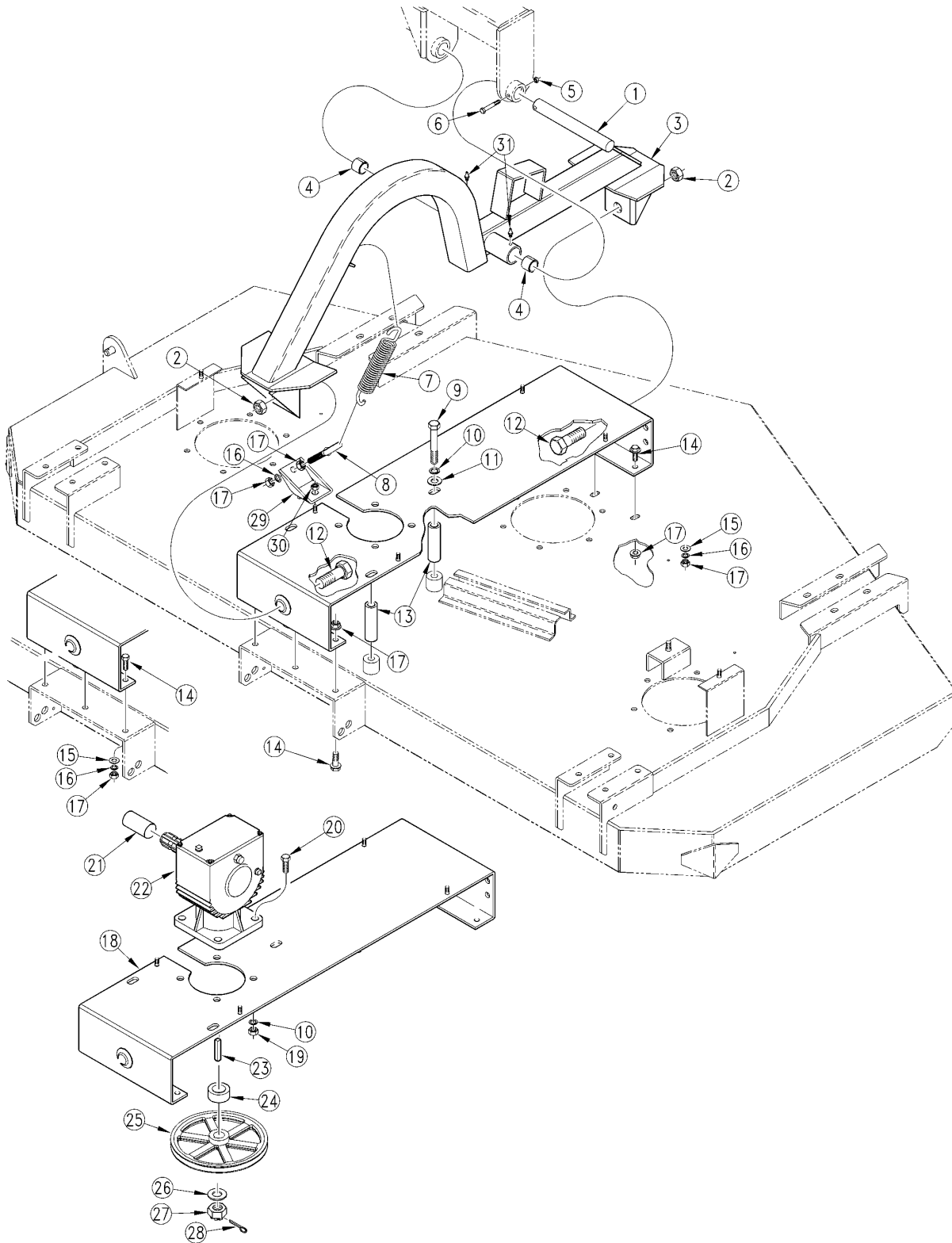
15344

Channel Center Deck**Applies to AFM4522**

Ref	Part No.	Part Description	Comments	Revision
	dwg15344	Drawing Image Number		
1.	315-037V	SMV PACKAGE		
2.	801-018C	SCREW RD HD 1/4-20 X 5/8		
3.	802-005C	HHCS 1/4-20X1 GR5		
4.	315-478D	SMV MOUNT BAR		
5.	803-293C	NUT HEX FLANGE LOCK 1/4-20 PLT		Rev. 2
5.	803-005C	NUT SQ 1/4-20 PLT		Rev 1; Use up stock
6.	804-006C	WASHER LOCK SPRING 1/4 PLT	Not required with lock nut	
7.	818-055C	DECAL SLOW MOVING-GALV. BACKED		
8.	315-305H	4522 CENTER G.B. CHANNEL		
8.	315-305H82	4522 CENTER GB CHANNEL ORANGE		
9.	802-203C	HFSS 1/2-13X1 1/2 GR5	(S/N 286810+)	Rev. 2
9.	802-091C	HHCS 1/2-13X1 1/2 GR5	(S/N 286809-)	Rev 1; Use up stock
10.	804-016C	WASHER FLAT 1/2 SAE PLT	(S/N 286809-)	
11.	804-015C	WASHER LOCK SPRING 1/2 PLT	(S/N 286809-)	
12.	803-037C	NUT HEX WHIZ 1/2-13 PLT	(S/N 286810+)	Rev. 2
12.	803-020C	NUT HEX 1/2-13 PLT	(S/N 286809-)	Rev 1; Use up stock
13.	802-062C	HHCS 5/8-11X5 GR5		
14.	804-022C	WASHER LOCK SPRING 5/8 PLT		
15.	804-021C	WASHER FLAT 5/8 SAE PLT		
16.	315-734D	G. B. CHANNEL SPACER		
17.	802-207C	HHCS 5/8-18X1 1/2 GR5		
18.	803-022C	NUT HEX 5/8-18 PLT		
19.	817-050C	GEARBOX SHAFT PROTECTOR	(S/N 220346-)	
20.	826-327C	GBOX MOWER 50 HP 1:2.8 CCW		Rev. 4
20.	826-327C82	GB MWR 50 HP 1:2.8 CCW ORANGE		
20.	826-295C	RPBY 826-327C		Rev. 3
20.	826-205C	REP BY 826-295C	(S/N 211745+)	Rev. 2
20.	826-122C	REP BY 826-205C	(S/N 211744-)	Rev 1; Use up stock
21.	310-331D	KEY 1/4 X 11/16 LONG		
22.	310-041D	GEAR BOX SPACER	(S/N 211744-)	
23.	808-337C	C-GROOVE PULLEY 11" CAST-IRON	(S/N 355464+)	Rev. 2
23.	808-231C	C-GROOVE DRIVE PULLEY 11 OD	(S/N 355463-)	Rev 1; Use up stock
24.	804-029C	WASHER FLAT 1 SAE		
25.	803-095C	NUT HEX SLOTTED 1-14		
26.	805-017C	PIN COTTER 3/16 X 1 3/4 PLT		

Channel Left Hand Deck

Applies to AFM4522



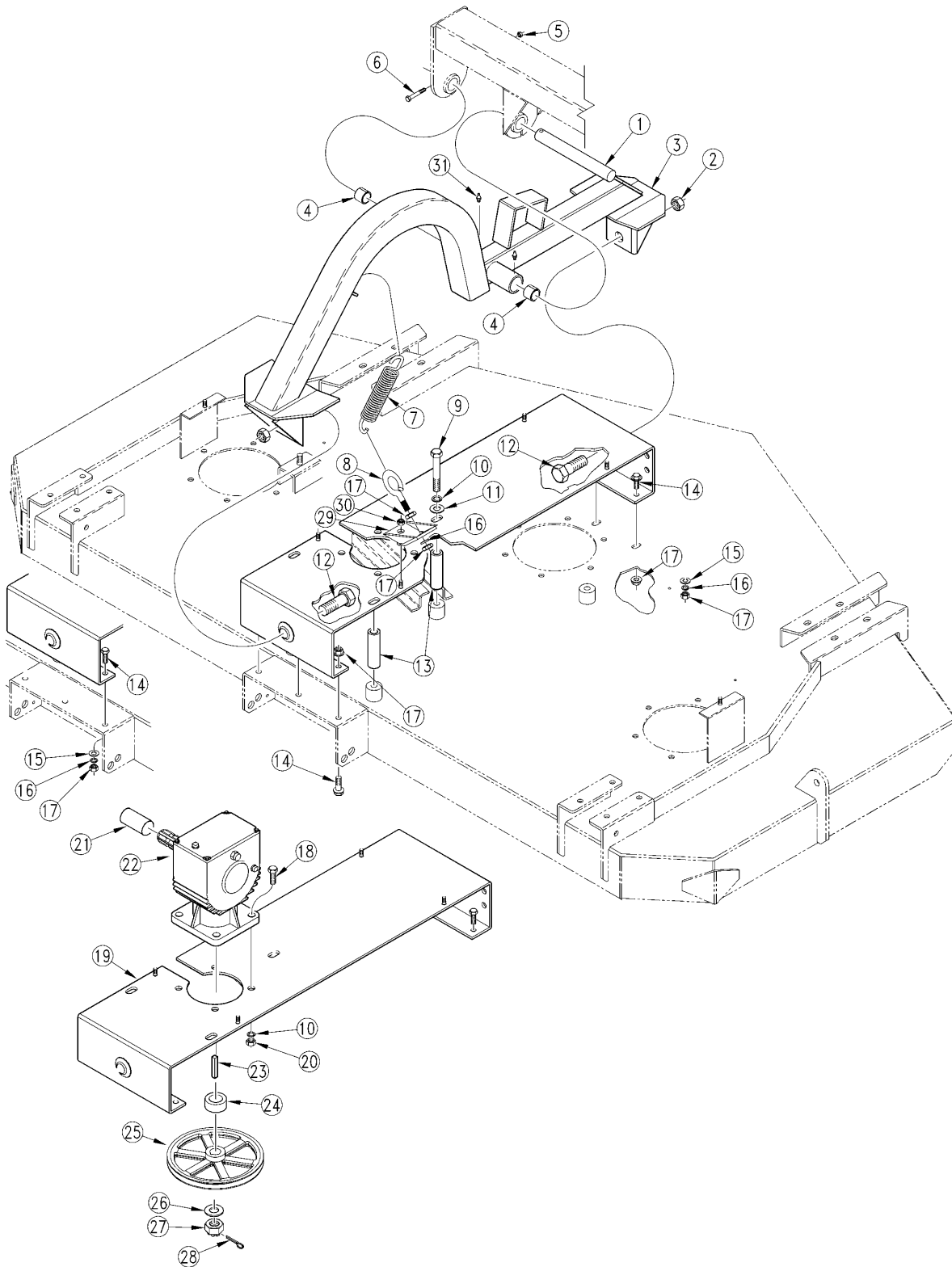
15320

Channel Left Hand Deck**Applies to AFM4522**

Ref	Part No.	Part Description	Comments	Revision
	dwg15320	Drawing Image Number		
1.	315-566D	40200 FLEX ARM PIVOT PIN		
2.	803-038C	NUT HEX 1-8 NYLON INSERT PLT		
3.	315-306H	4522 WING DECK FLEX ARM		
3.	315-306H82	4522 WING DECK FLEX ARM ORANGE		
4.	890-122C	BUSHING 1 1/2 X 1 1/4 X 1 1/2		
5.	803-007C	NUT LOCK 1/4-20 PLT		
6.	802-551C	HHCS 1/4-20X2 1/4 GR5		
7.	807-121C	SPRING EXT 1 5/16 X6 7/8 X1/4W		
8.	802-408C	SP EYE 1/2-13X3 FTH		
9.	802-062C	HHCS 5/8-11X5 GR5		
10.	804-022C	WASHER LOCK SPRING 5/8 PLT		
11.	804-021C	WASHER FLAT 5/8 SAE PLT		
12.	802-345C	HHCS 1-8X3 GR8		
13.	315-734D	G. B. CHANNEL SPACER		
14.	802-203C	HFSS 1/2-13X1 1/2 GR5	(S/N 286810+)	Rev. 2
14.	802-091C	HHCS 1/2-13X1 1/2 GR5	(S/N 286809-)	Rev 1; Use up stock
15.	804-016C	WASHER FLAT 1/2 SAE PLT	(S/N 286809-)	
16.	804-015C	WASHER LOCK SPRING 1/2 PLT	(S/N 286809-)	
17.	803-037C	NUT HEX WHIZ 1/2-13 PLT	(S/N 286810+)	Rev. 2
17.	803-020C	NUT HEX 1/2-13 PLT	(S/N 286809-)	Rev 1; Use up stock
18.	315-304H	4522 WING G.B. CHANNEL		
18.	315-304H82	4522 WING GB CHANNEL ORANGE		
19.	803-022C	NUT HEX 5/8-18 PLT		
20.	802-207C	HHCS 5/8-18X1 1/2 GR5		
21.	817-050C	GEARBOX SHAFT PROTECTOR	(S/N 220346-)	
22.	826-326C	GBOX MOWER 50 HP 1:2.8 CW		Rev. 4
22.	826-326C82	GB MOWER 50 HP 1:2.8 CW ORANGE		
22.	826-296C	REP BY 826-326C		Rev. 3
22.	826-206C	REP BY 826-296C	(S/N 211745+)	Rev. 2
22.	826-121C	REP BY 826-206C	(S/N 211744-)	Rev 1; Use up stock
23.	310-331D	KEY 1/4 X 11/16 LONG		
24.	310-041D	GEAR BOX SPACER	(S/N 211744-)	
25.	808-337C	C-GROOVE PULLEY 11" CAST-IRON	(S/N 355464+)	Rev. 2
25.	808-231C	C-GROOVE DRIVE PULLEY 11 OD	(S/N 355463-)	Rev 1; Use up stock
26.	804-029C	WASHER FLAT 1 SAE		
27.	803-095C	NUT HEX SLOTTED 1-14		
28.	805-017C	PIN COTTER 3/16 X 1 3/4 PLT		
29.	315-329H	4522 SPRING EYE-BOLT BRKT.		
29.	315-329H82	4522 SPRG EYE-BOLT BKT ORANGE		
30.	803-013C	NUT LOCK 3/8-16 PLT		
31.	800-080C	GREASE ZERK 1/4-28 THD FORMING		

Channel Right Hand Deck

Applies to AFM4522



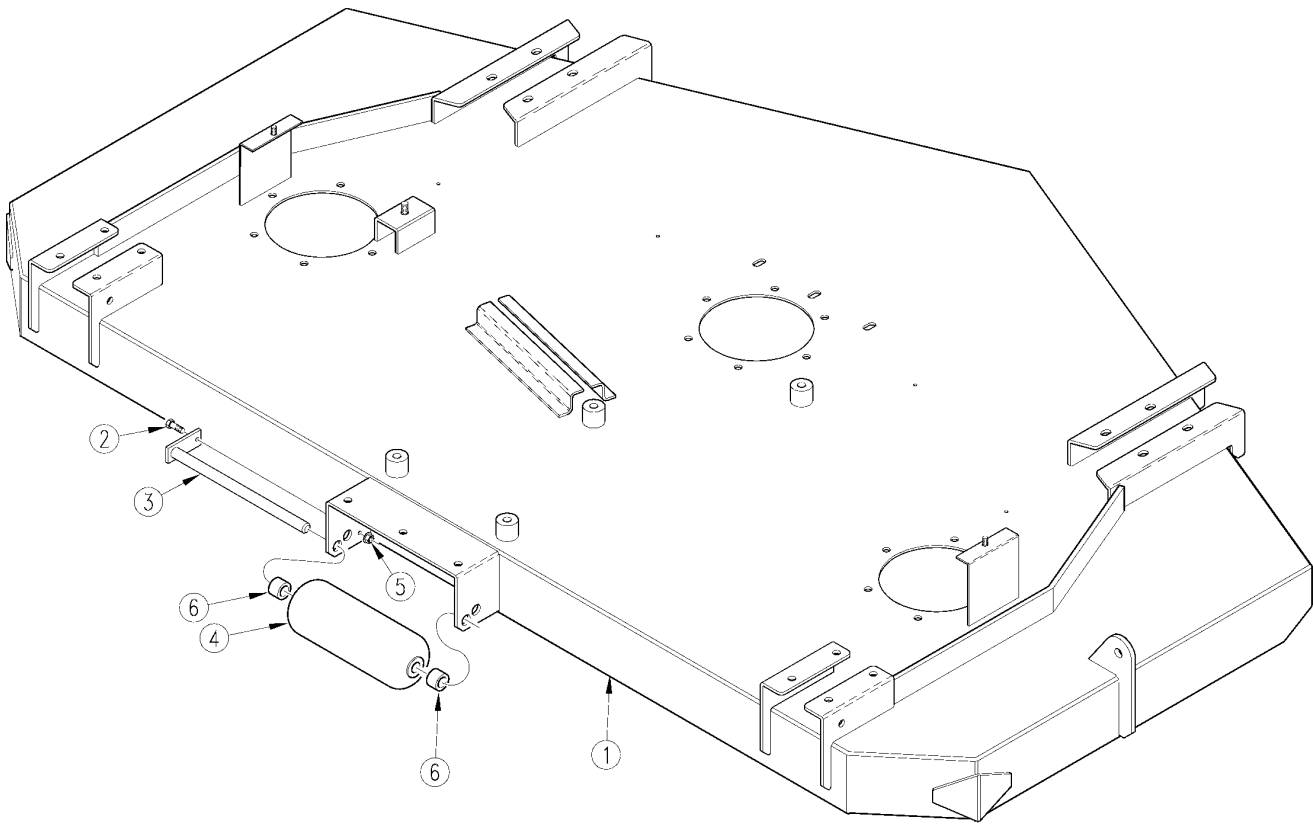
15358

Channel Right Hand Deck**Applies to AFM4522**

Ref	Part No.	Part Description	Comments	Revision
	dwg15358	Drawing Image Number		
1.	315-566D	40200 FLEX ARM PIVOT PIN		
2.	803-038C	NUT HEX 1-8 NYLON INSERT PLT		
3.	315-306H	4522 WING DECK FLEX ARM		
3.	315-306H82	4522 WING DECK FLEX ARM ORANGE		
4.	890-122C	BUSHING 1 1/2 X 1 1/4 X 1 1/2		
5.	803-007C	NUT LOCK 1/4-20 PLT		
6.	802-551C	HHCS 1/4-20X2 1/4 GR5		
7.	807-121C	SPRING EXT 1 5/16 X6 7/8 X1/4W		
8.	802-408C	SP EYE 1/2-13X3 FTHD		
9.	802-062C	HHCS 5/8-11X5 GR5		
10.	804-022C	WASHER LOCK SPRING 5/8 PLT		
11.	804-021C	WASHER FLAT 5/8 SAE PLT		
12.	802-345C	HHCS 1-8X3 GR8		
13.	315-734D	G. B. CHANNEL SPACER		
14.	802-203C	HFSS 1/2-13X1 1/2 GR5	(S/N 286810+)	Rev. 2
14.	802-091C	HHCS 1/2-13X1 1/2 GR5	(S/N 286809-)	Rev 1; Use up stock
15.	804-016C	WASHER FLAT 1/2 SAE PLT	(S/N 286809-)	
16.	804-015C	WASHER LOCK SPRING 1/2 PLT	(S/N 286809-)	
17.	803-037C	NUT HEX WHIZ 1/2-13 PLT	(S/N 286810+)	Rev. 2
17.	803-020C	NUT HEX 1/2-13 PLT	(S/N 286809-)	Rev 1; Use up stock
18.	802-207C	HHCS 5/8-18X1 1/2 GR5		
19.	315-304H	4522 WING G.B. CHANNEL		
19.	315-304H82	4522 WING GB CHANNEL ORANGE		
20.	803-022C	NUT HEX 5/8-18 PLT		
21.	817-050C	GEARBOX SHAFT PROTECTOR	(S/N 220346-)	
22.	826-327C	GBOX MOWER 50 HP 1:2.8 CCW		Rev. 4
22.	826-327C82	GB MWR 50 HP 1:2.8 CCW ORANGE		
22.	826-295C	RPBY 826-327C		Rev. 3
22.	826-205C	REP BY 826-295C	(S/N 211745+)	Rev. 2
22.	826-122C	REP BY 826-205C	(S/N 211744-)	Rev 1; Use up stock
23.	310-331D	KEY 1/4 X 11/16 LONG		
24.	310-041D	GEAR BOX SPACER	(S/N 211744-)	
25.	808-337C	C-GROOVE PULLEY 11" CAST-IRON	(S/N 355464+)	Rev. 2
25.	808-231C	C-GROOVE DRIVE PULLEY 11 OD	(S/N 355463-)	Rev 1; Use up stock
26.	804-029C	WASHER FLAT 1 SAE		
27.	803-095C	NUT HEX SLOTTED 1-14		
28.	805-017C	PIN COTTER 3/16 X 1 3/4 PLT		
29.	315-329H	4522 SPRING EYE-BOLT BRKT		
29.	315-329H82	4522 SPRG EYE-BOLT BKT ORANGE		
30.	803-013C	NUT LOCK 3/8-16 PLT		
31.	800-080C	GREASE ZERK 1/4-28 THD FORMING		

Deck and Roller

Applies to AFM4522



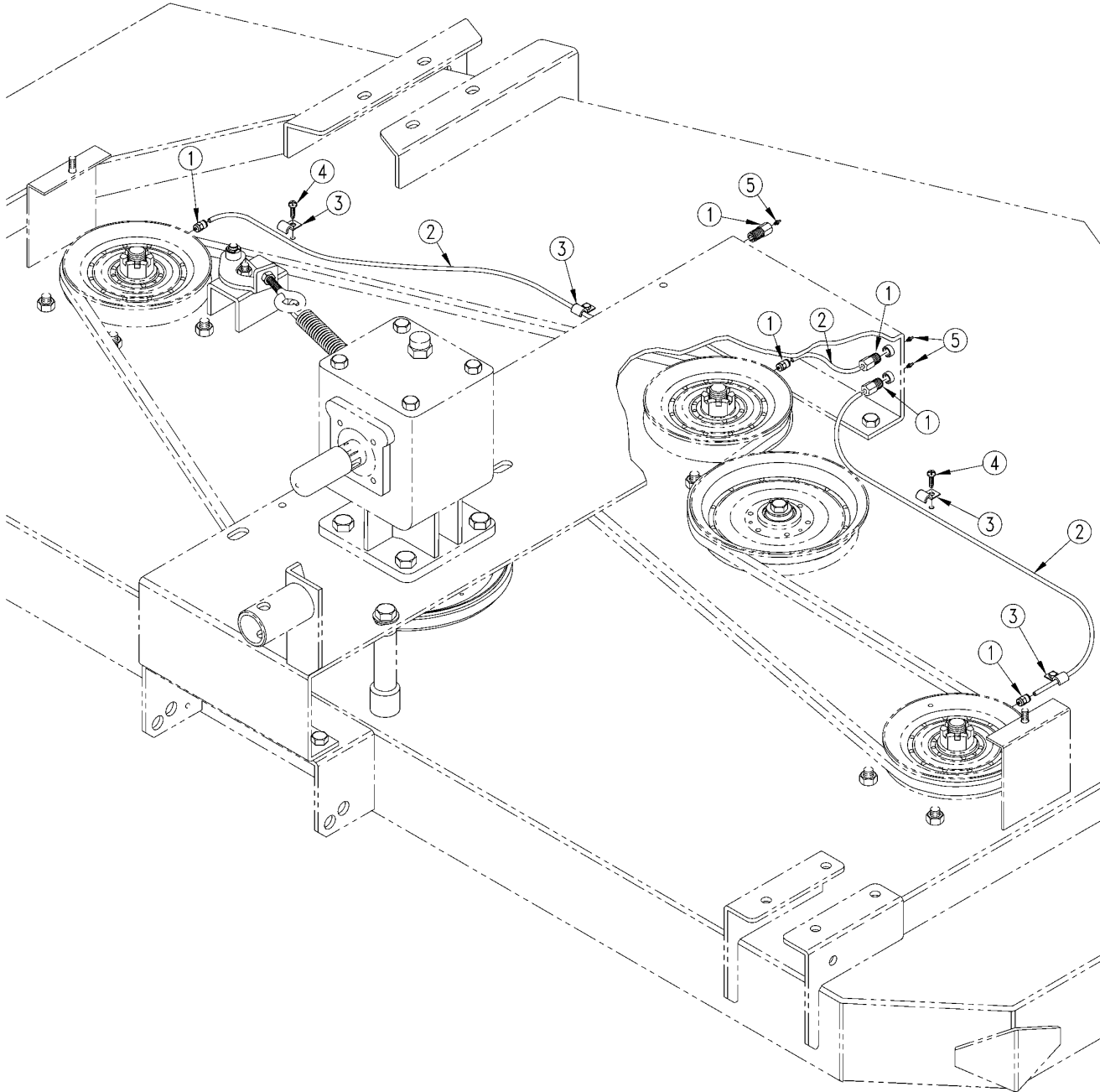
15359

Deck and Roller**Applies to AFM4522**

Ref	Part No.	Part Description	Comments	Revision
	dwg15359	Drawing Image Number		
1.	315-311H	4522 R. H. DECK		
1.	315-311H82	4522 RH DECK WMT ORANGE		
1.	315-312H	4522 CEN. DECK		
1.	315-312H82	4522 CNTR DECK WMT ORANGE		
1.	315-310H	4522 L. H. DECK		
1.	315-310H82	4522 LH DECK WMT ORANGE		
2.	802-017C	HHCS 3/8-16X1 GR5	(S/N 220347+)	Rev. 2 not compat. w/Rev. 1
2.	802-005C	HHCS 1/4-20X1 GR5	(S/N 220346-)	Rev. 1
3.	315-313H	4522 FRONT ROLLER SHAFT		
4.	817-049C	4 X 10 ROLLER WHEEL		
5.	803-013C	NUT LOCK 3/8-16 PLT	(S/N 220347+)	Rev. 2 not compat. w/Rev. 1
5.	804-006C	WASHER LOCK SPRING 1/4 PLT	(S/N 220346-)	Rev. 1
5.	803-006C	NUT HEX 1/4-20 PLT	(S/N 220346-)	Rev. 1
6.	310-250D	SPACER TUBE-SH. G.W.		

Deck Lubrication Assembly

Applies to AFM4522



15428

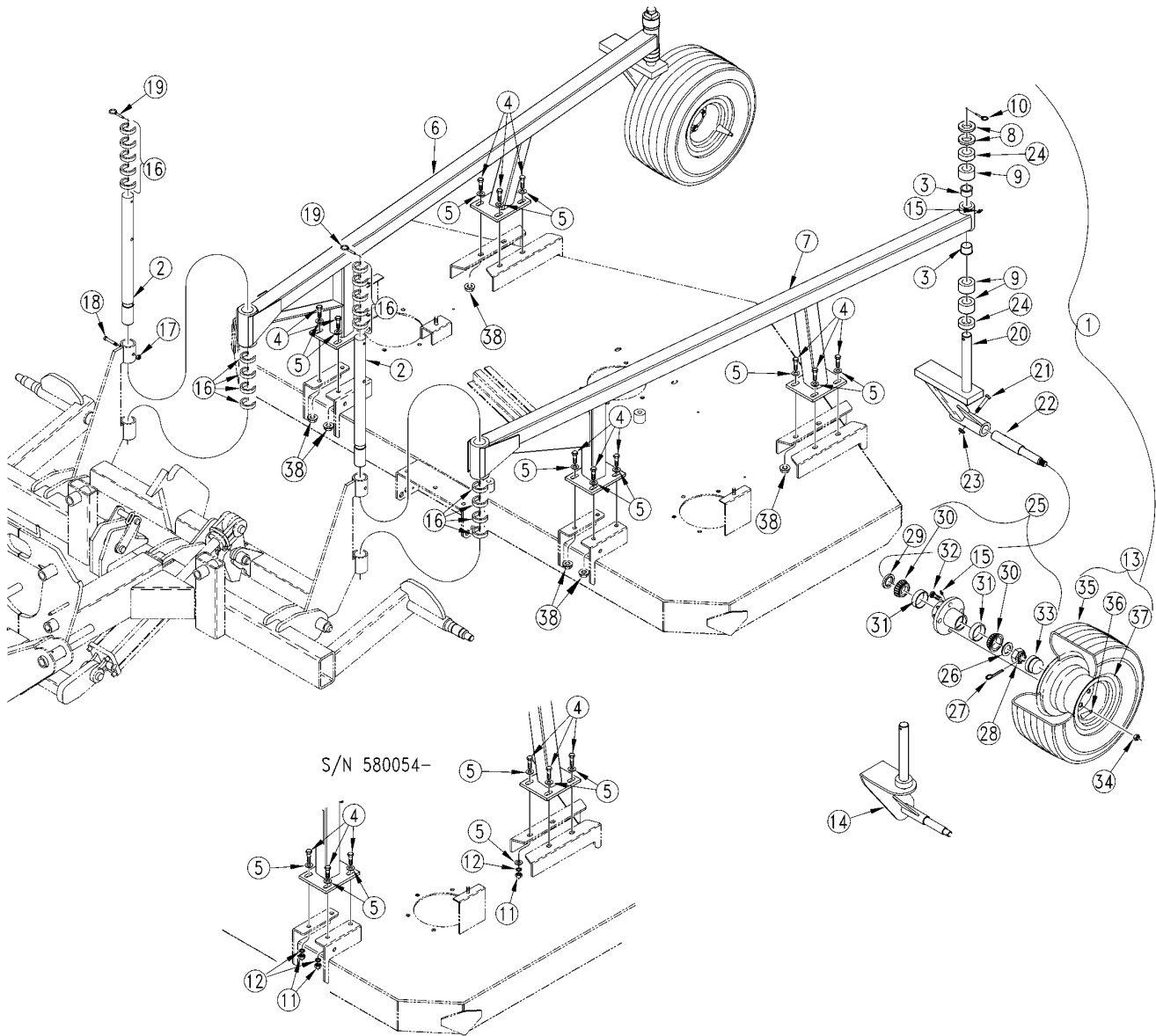
Deck Lubrication Assembly

Applies to AFM4522

Ref	Part No.	Part Description	Comments	Revision
	dwg15428	Drawing Image Number		
1.	800-372C	FTG TUBE, PUSH CONNECT 1/8NPT	(S/N 531582+)	
1.	800-157C	FTG TUBE,CONNECTOR 1/8 MNPT	(S/N 531581-)	
2.	990-109R	TUBE NYLON 1/4OD X 062WL	Sold in 12" Increments only	
3.	890-266C	HALF-CLIP 5/16 DIA. HOSE		
4.	801-032C	SCREW HEX SELF-TAP 1/4-20X 1/2		
5.	800-193C	GREASE ZERK 1/8NPT 45-DEG		

Gauge Wheel Center Deck

Applies to AFM4522



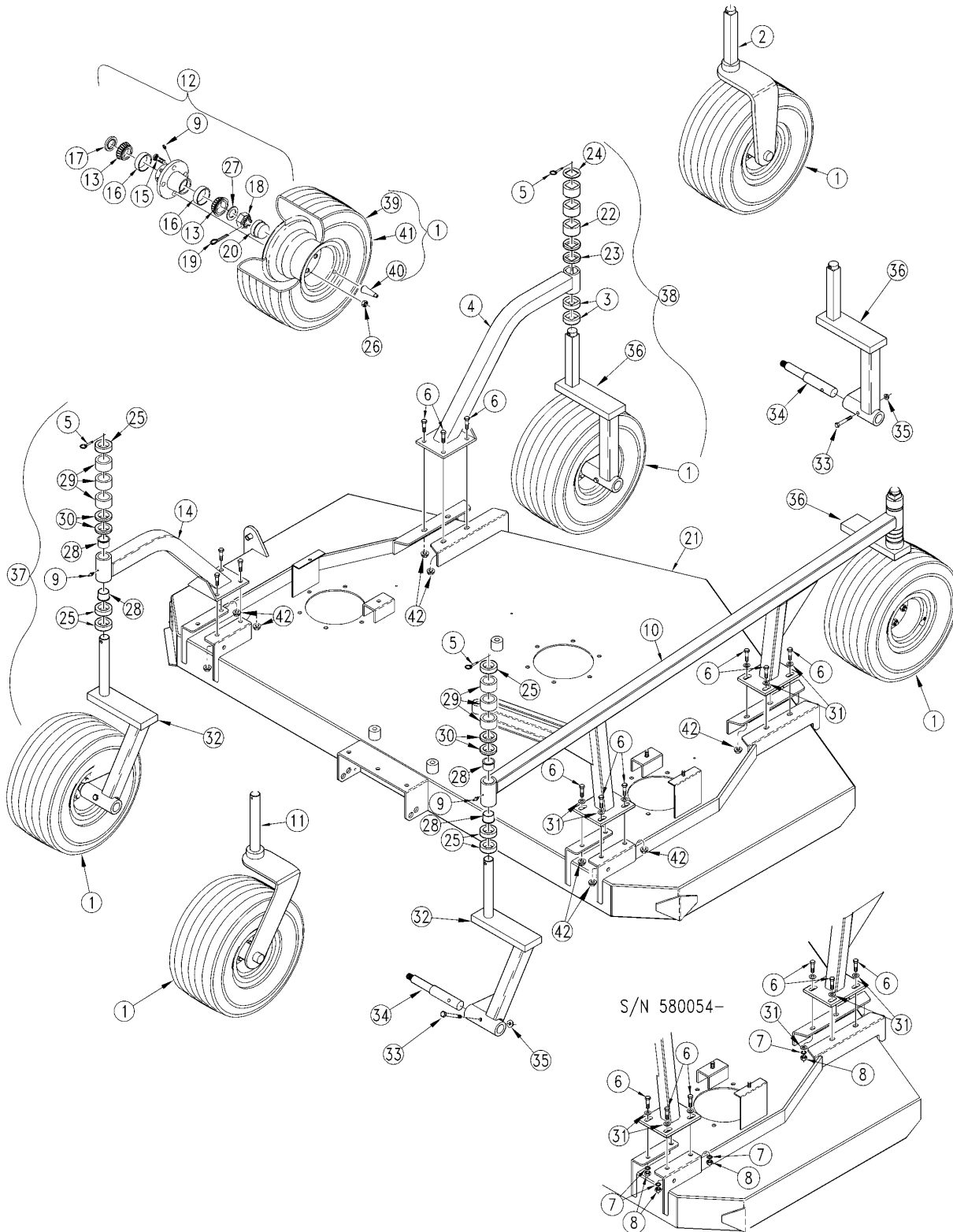
15346

Gauge Wheel Center Deck**Applies to AFM4522**

Ref	Part No.	Part Description	Comments	Revision
	dwg15346	Drawing Image Number		
1.	315-343S	CASTER G.W.YOKE,18" TIRE ASSY		
2.	315-729D	CENTER DECK CARRIER ROD		
3.	890-202C	GAUGE WHEEL SFT PIVOT BUSHING		
4.	802-091C	HHCS 1/2-13X1 1/2 GR5		
5.	804-016C	WASHER FLAT 1/2 SAE PLT		
6.	315-327H	4522 CEN. DECK CARRIER R.H.		
6.	315-327H82	522 CNTR DECK CARRIER LH ORNG		
7.	315-328H	4522 CEN. DECK CARRIER L.H.		
7.	315-328H82	4522 CNTR DECK CARRIER RH ORNG		
8.	310-359D	GW SPACER 1/4		
9.	310-252D	G.W. SPACER 1/2		
10.	805-015C	PIN LYNCH 5/16 X 1 3/4		
11.	803-020C	NUT HEX 1/2-13 PLT	(S/N 580054-)	
12.	804-015C	WASHER LOCK SPRING 1/2 PLT	(S/N 580054-)	
13.	814-118C	TIRE & WHL ASSY 18X9.50-8 4PLY		
14.	315-314H	4522 CASTER G.W. YOKE	(S/N 206937-)	
15.	800-001C	GREASE ZERK STRAIGHT 1/4-28		
16.	315-733D	SPACER COLLAR		
17.	803-014C	NUT HEX 3/8-16 PLT		
18.	802-114C	HHCS 3/8-16X2 1/2 GR5		
19.	805-065C	PIN WIRE RETAINING 1/4 X 1 3/4		
20.	315-384H	WELDMENT CASTERED YOKE	(S/N 206938+)	
21.	802-114C	HHCS 3/8-16X2 1/2 GR5	(S/N 206938+)	
22.	315-768D	SPINDLE 1"	(S/N 206938+)	
23.	803-198C	NUT HEX WHIZ 3/8-16 PLT	(S/N 206938+)	
24.	310-251D	G.W. SPACER 1		
25.	815-104C	HUB 4-BOLT W/ZERK COMPLETE		
26.	804-025C	WASHER FLAT 3/4 SAE PLT		
27.	805-045C	PIN COTTER 5/32 X 1 1/4 LG		
28.	803-053C	NUT HEX SLOTTED 3/4-16		
29.	816-014C	TINE GAUGE WHEEL HUB SEAL		
30.	822-030C	BEARING CONE L44643		
31.	822-080C	BEARING CUP L44610		
32.	BO-47	NEILSON STUD 1/2-20UNFX1 13/16		
32.	802-125C	RPBY BO-47		
33.	890-068C	GREASE CAP #1518		
34.	803-159C	NUT LUG 1/2-20 X 60 DEG PLT		
35.	10-097	CARLISLE TIRE 18 X 9.5-8 4PLY		Rev. 2
35.	518081	RPBY 10-097		Rev 1; Use up stock
36.	TR-412	T1. VALVE MARTIN		
37.	492107	CARLISLE RIM FOR 18X9.5-8 TIRE		
38.	803-169C	NUT HEX FLG. LOCK 1/2-13 PLT.	(S/N 580055+)	

Gauge Wheel Left & Right Hand Deck

Applies to AFM4522



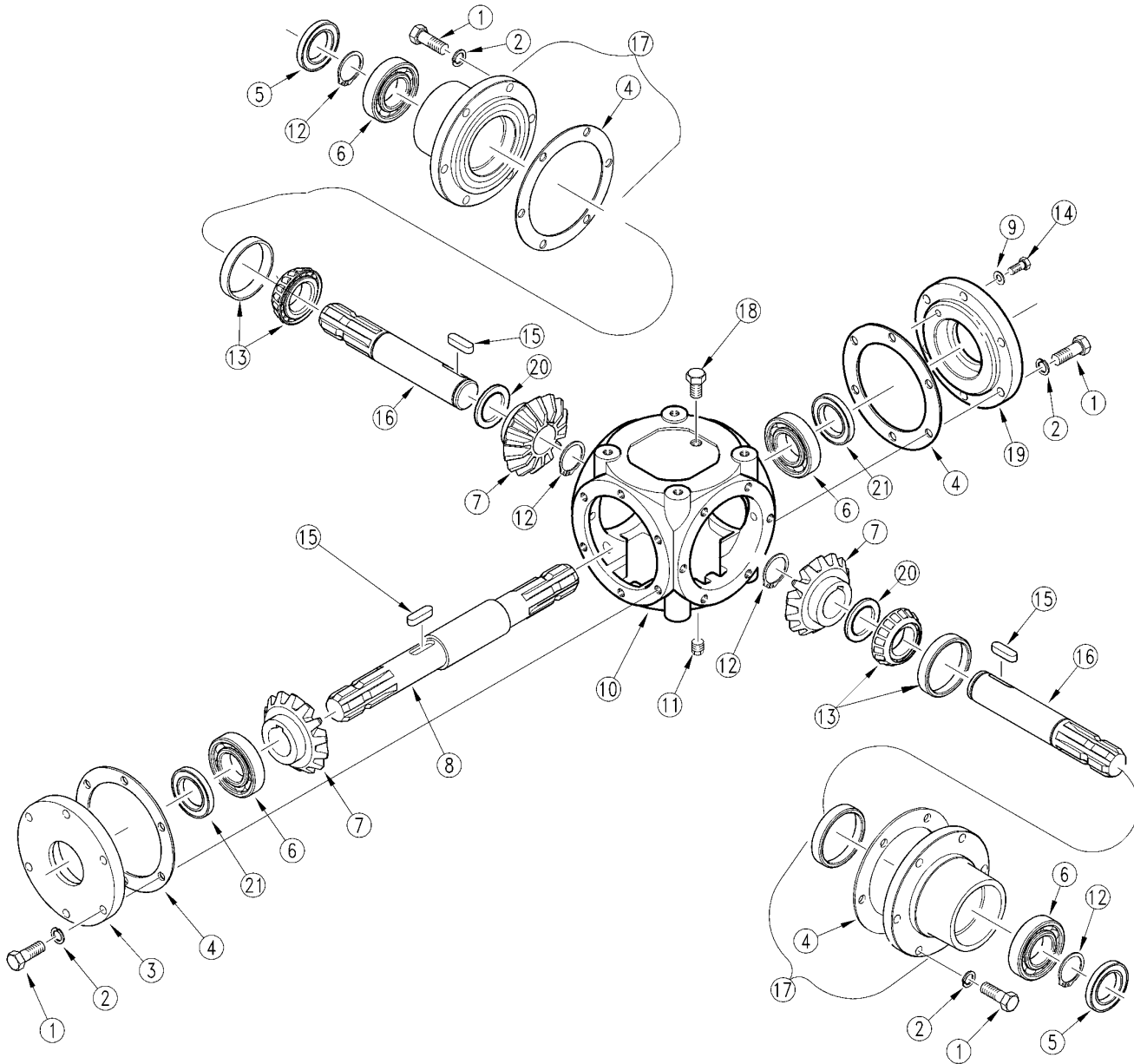
15322

Gauge Wheel Left & Right Hand Deck**Applies to AFM4522**

Ref	Part No.	Part Description	Comments	Revision
	dwg15322	Drawing Image Number		
1.	814-118C	TIRE & WHL ASSY 18X9.50-8 4PLY	Includes items 39, 40 & 41	
2.	315-315H	4522 NONCASTER G.W. YOKE	(S/N 206937-)	
3.	315-246D	1 1/4 SQ BAR SPACER 1/2 LG		
4.	315-308H	4522 NON-CASTER G. W. ARM		
4.	315-308H82	4522 NON-CASTER GW ARM ORANGE		
5.	805-015C	PIN LYNCH 5/16 X 1 3/4		
6.	802-091C	HHCS 1/2-13X1 1/2 GR5		
7.	804-015C	WASHER LOCK SPRING 1/2 PLT	(S/N 580054-)	
8.	803-020C	NUT HEX 1/2-13 PLT	(S/N 580054-)	
9.	800-001C	GREASE ZERK STRAIGHT 1/4-28		
10.	315-322H	4522 OUTER G.W. MOUNT L.H.	Shown	
10.	315-322H82	4522 OUTER GW MNT LH ORANGE		
10.	315-323H	4522 OUTER G.W. MOUNT R.H.		
10.	315-323H82	4522 OUTER GW MNT RH ORANGE		
11.	315-314H	4522 CASTER G.W. YOKE	(S/N 206937-)	
12.	815-104C	HUB 4-BOLT W/ZERK COMPLETE	Includes items 9, 13, 15 16 17, 20 & 26	
13.	822-030C	BEARING CONE 1		
14.	315-307H	4522 CASTER G. W. ARM		
14.	315-307H82	4522 CASTER GW ARM ORANGE		
15.	BO-47	NEILSON STUD 1/2-20UNFX1 13/16		
15.	802-125C	RPBY BO-47		
16.	822-080C	BEARING CUP L44610		
17.	816-014C	TINE GAUGE WHEEL HUB SEAL		
18.	803-053C	NUT HEX SLOTTED 3/4-16		
19.	805-045C	PIN COTTER 5/32 X 1 1/4 LG		
20.	890-068C	GREASE CAP		
21.	315-310H	4522 L. H. DECK	Shown	
21.	315-311H	4522 R. H. DECK		
22.	315-245D	1 1/4 SQ BAR SPACER 1 LG		
23.	315-247D	1 1/4 SQ BAR SPACER 1/4 LG		
24.	315-248D	1 1/4 SQ BAR TOP CAP		
25.	310-252D	G.W. SPACER 1/2"		
26.	803-159C	NUT LUG 1/2-20 X 60 DEG PLT		
27.	804-025C	WASHER FLAT 3/4 SAE PLT		
28.	890-202C	GAUGE WHEEL SFT PIVOT BUSHING		
29.	310-251D	G.W. SPACER 1		
30.	310-359D	GW SPACER 1/4		
31.	804-016C	WASHER FLAT 1/2 SAE PLT		
32.	315-384H	WELDMENT CASTERED YOKE	(S/N 206938+)	
33.	802-114C	HHCS 3/8-16X2 1/2 GR5	(S/N 206938+)	
34.	315-768D	SPINDLE 1"	(S/N 206938+)	
35.	803-198C	NUT HEX WHIZ 3/8-16 PLT	(S/N 206938+)	
36.	315-383H	WELDMENT NON-CASTERED YOKE	(S/N 206938+)	
37.	315-343S	CASTER G.W. YOKE,18" TIRE ASSY	Includes items 1, 5, 12, 18, 19, 25, 27 through 30, & 32 through 35	
38.	315-344S	NONCASTER G.W. YOKE,18"TR ASSY	Includes items 1, 3, 5, 12, 18, 19, 22, 23, 24 & 33 through 36	
39.	10-097	CARLISLE TIRE 18 X 9.5-8 4PLY		Rev. 2
39.	518081	RPBY 10-097		Rev 1; Use up stock
40.	TR-412	T1. VALVE MARTIN		
41.	492107	CARLISLE RIM FOR 18X9.5-8 TIRE		
42.	803-169C	NUT HEX FLG. LOCK 1/2-13 PLT.	(S/N 580055+)	

Gearbox 4-Way Splitter (826-097C) (S/N 270869-)

Applies to AFM4522



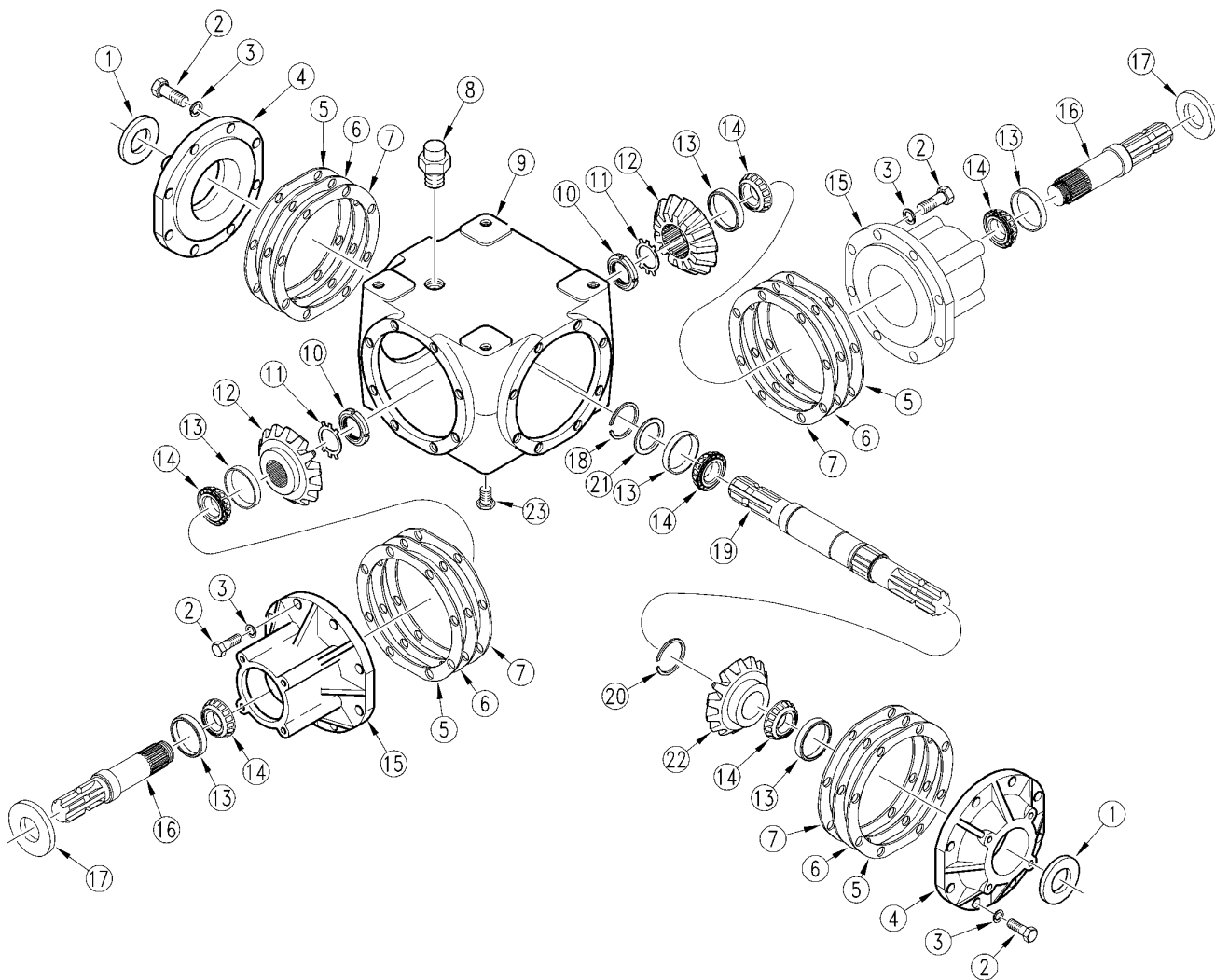
11787

Gearbox 4-Way Splitter (826-097C) (S/N 270869-)**Applies to AFM4522**

Ref	Part No.	Part Description	Comments	Revision
	dwg11787	Drawing Image Number		
	826-097C	RPBY 315-447A		
1.	8.1.1.00073	CO BOLT M10 X 30 8.8		
2.	8.3.6.00020	CO SPRING WASEHR 10.2DIN798		
3.	0.257.1743.00	CO COVER		
4.	0.242.7200.00	CO GASKET		
5.	8.7.3.00055	CO OIL SEAL 35 X 72 X 10		
6.	8.0.1.00870	BEARING #6207		
7.	0.241.5001.00	CO GEAR Z14 M6.5		
8.	0.267.4212.00	CO SHAFT		
9.	8.3.3.00384	CO WASHER M8		
10.	0.257.0505.00	CO CASTING		
11.	0.107.7100.01	CO OIL FILTER PLUG		
12.	8.5.1.00005	CO SNAP RING EXT 35 UN17435		
13.	8.0.9.00026	CO BEARING 30207		
14.	8.1.1.00045	CO BOLT M8 X 10 8.8		
15.	8.4.1.00021	CO PARALLEL KEY A 10 X 8 X 35		
16.	0.242.2101.00	CO OUTPUT SHAFT		
17.	0.256.1314.00	CO EXTENSION		
18.	8.6.5.00006	CO OIL PLUG 3/8		
19.	0.257.1742.00	CO COVER		
20.	A.259.500	CO ADJUSTMENT SPACER, 35.3 X48		
21.	8.7.3.00071	CO OIL SEAL 35 X 56 X 8		

Gearbox 4-Way Splitter (826-274C) (S/N 270870+)

Applies to AFM4522



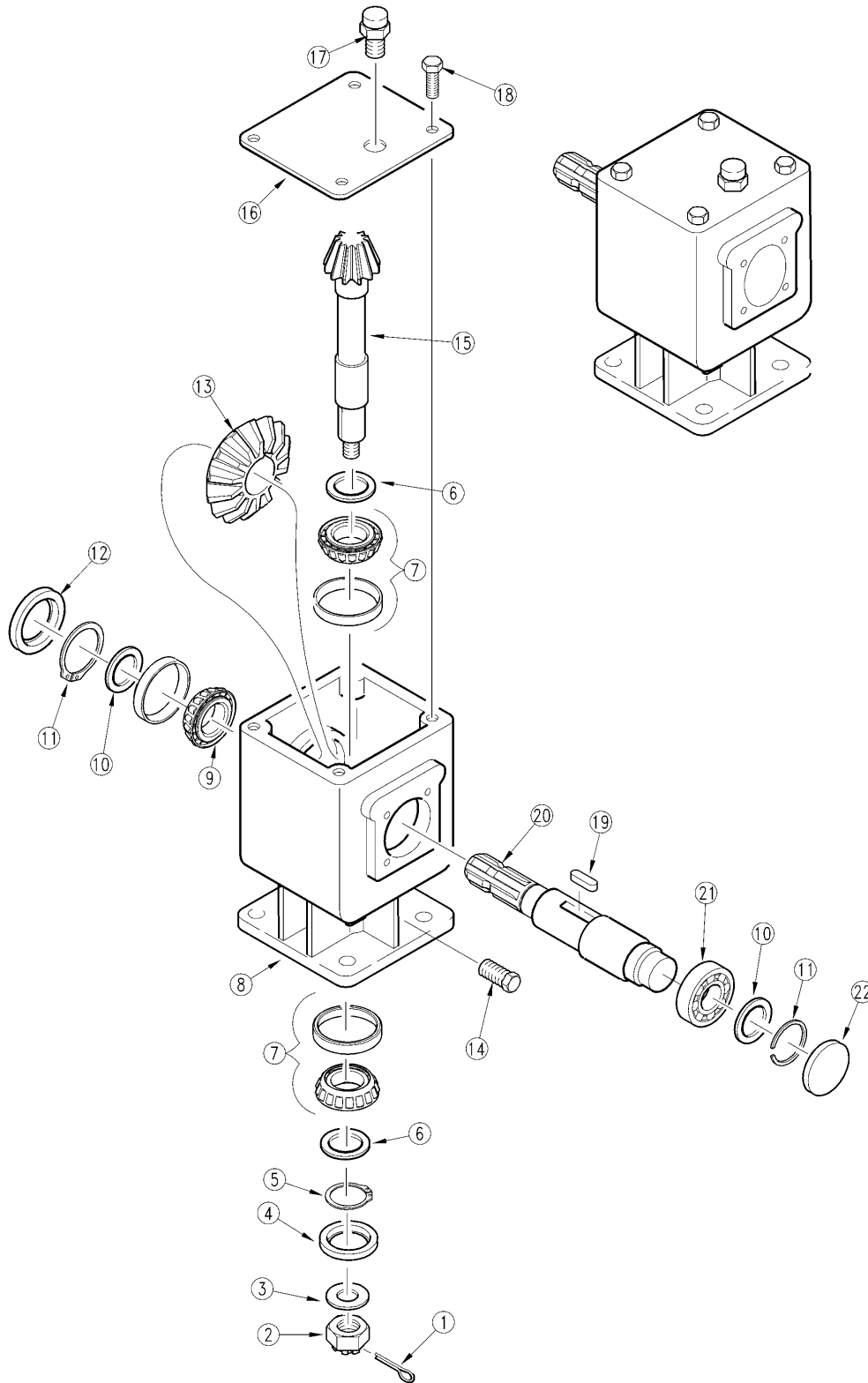
18259

Gearbox 4-Way Splitter (826-274C) (S/N 270870+)**Applies to AFM4522**

Ref	Part No.	Part Description	Comments	Revision
	dwg18259	Drawing Image Number		
	826-274C	GBOX DIVIDER OMNI 250559 1:1		
1.	060133	OMNI SEAL-THROUGH CAP (3-LIP)		
2.	802-159C	HHCS 5/16-18X1 GR5		
3.	804-009C	WASHER LOCK SPRING 5/16 PLT		
4.	020166	OMNI CAP, THRU		
5.	070218	OMNI GASKET, CAP 0.10MM		
6.	070219	OMNI GASKET, CAP 0.20MM		
7.	070220	OMNI GASKET, CAP 0.30MM		
8.	140055	OMNI PLUG REL1/2-14NPTF,DPSTCK		
9.	010180	OMNI HOUSING, 400 SER. 5B MODI		
10.	120126	LOCK NUT, BEARING M30X1.5		
11.	130146	LOCKWASHER, BEARING M30		
12.	030512	OMNI GEAR, OUTPUT 20T (1:1)		
13.	050170	OMNI BEARING CUP 30207		
14.	050172	OMNI BEARING CONE 30207		
15.	020164	OMNI CAP CANTILEVERED		
16.	040345	OMNI SHAFT-OUTPUT 1 3/8-6A SPL		
17.	060134	OMNI SEAL, CANT. CAP (3-LIP)		
18.	200142	OMNI RETAINING RING, 35MM		
19.	040343	OMNI SHAFT-INPUT 1 3/8-6A SPL		
20.	200141	OMNI RTNG. RING 38MM RC DSH-38		
21.	090099	OMNI SPACER		
22.	030467	OMNI GEAR, INPUT 20T (1:1)		
23.	140004	OMNI PLUG, SOCKET HD. 1/2 PIPE		

Gearbox Center & Right Deck (826-122C) Comer

Applies to AFM4522



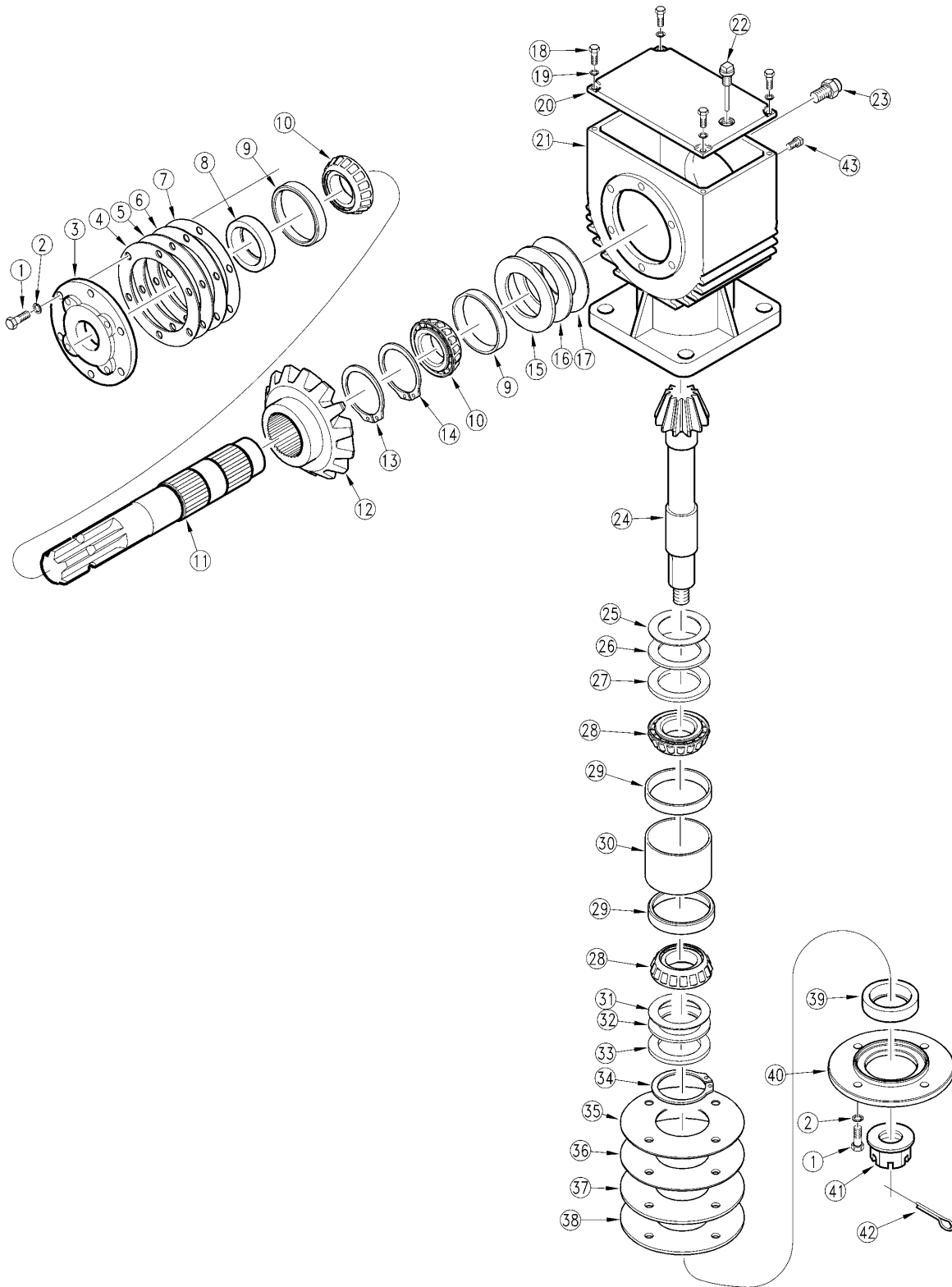
13714

Gearbox Center & Right Deck (826-122C) Comer**Applies to AFM4522**

Ref	Part No.	Part Description	Comments	Revision
	dwg13714	Drawing Image Number		
	826-122C	RPBY 826-205C		
1.	8.4.7.00516	CO COTTER PIN B5 X 50		
2.	8.2.2.01144	NUT M 24 X 2		
3.	8.3.2.00409	FLAT WASHER 24 X 44 X 4		
4.	8.7.3.00027	CO OIL SEAL 40 X 80 X 10		
5.	8.5.1.00680	CO SNAP RING 40 UNI 7436		
6.	A244.501	CO SHIM 40.3 X 51.5 826-067C		
7.	8.0.9.00024	CO BEARING 30208		
8.	0.151.0300.00	CO GEARBOX HOUSING LF-151A		
9.	8.0.9.00026	CO BEARING 30207		
10.	A.248.500	COMER SHIM 71.7		
11.	8.5.2.00131	CO SNAP RING INT 72 UN17437		
12.	8.7.3.00055	CO OIL SEAL 35 X 72 X 10		
13.	0.151.5201.00	CO GEAR Z34 M4.55		
14.	8.6.5.00006	CO OIL PLUG 3/8		
15.	0.151.6208.00	CO PINION Z34 M4.55		
16.	0.140.1300.00	CO GEARBOX TOP COVER		
17.	0.286.7100.00	CO PLUG 1/2 GAS		
18.	8.1.1.00343	CO BOLT M8 X 14 8.8		
19.	8.4.1.01141	CO PAR. KEY B 12 X 8 X 30		
20.	0.151.2000.00	CO SHAFT 1 3/8-6 CCW		
21.	8.0.1.00870	BEARING #6207		
22.	8.7.0.00744	CO CAP 72 X 10		
23.	826-122C	GBOX HVY 1:2.83SU 1 3/8-6 CCW		

Gearbox Center & Right Deck (826-205C) OMNI

Applies to AFM4522



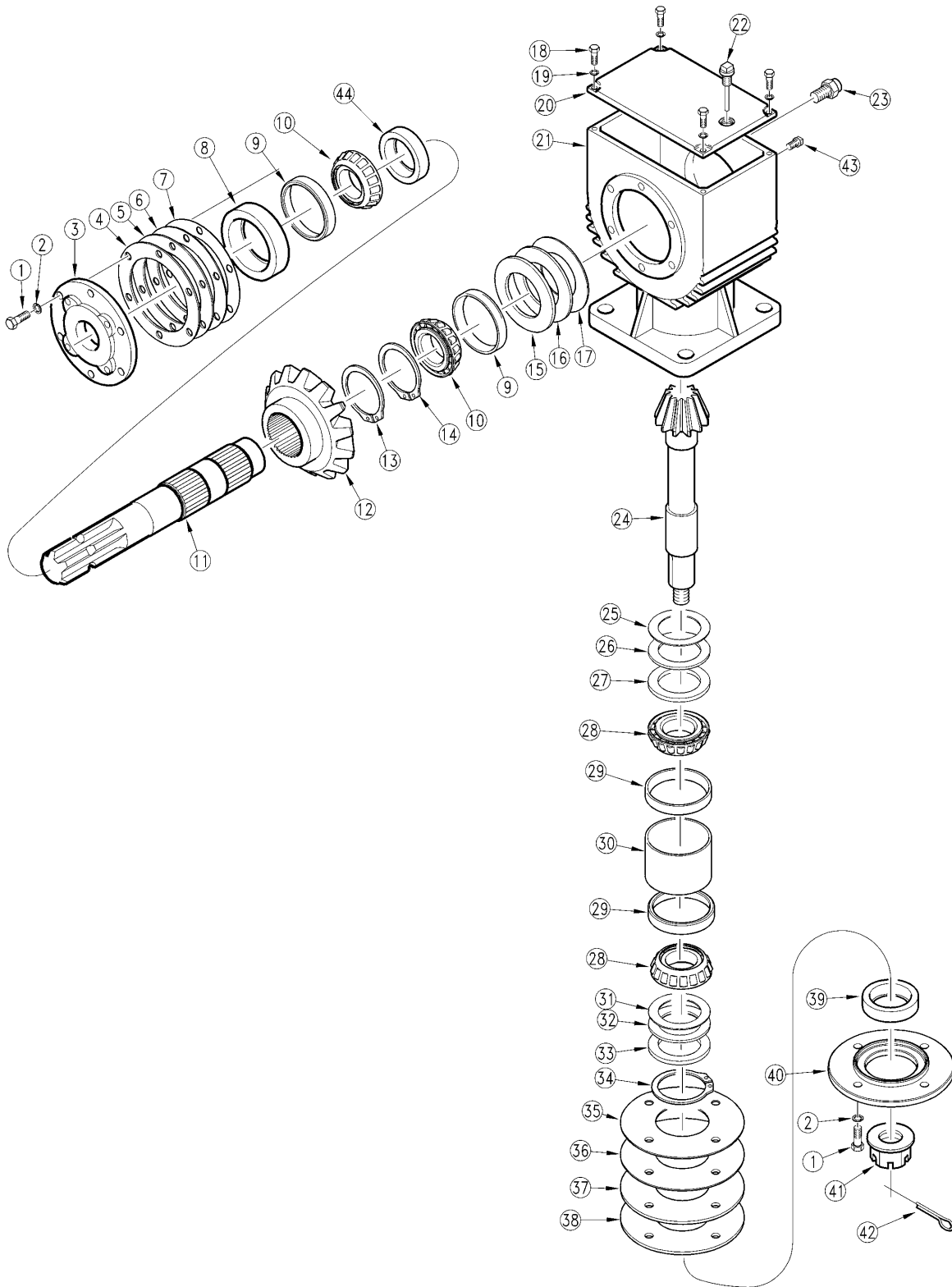
16506

Gearbox Center & Right Deck (826-205C) OMNI**Applies to AFM4522**

Ref	Part No.	Part Description	Comments	Revision
	dwg16506	Drawing Image Number		
	826-205C	RC-25 1:2.8 CCW 90 BOX(RC25HS)		
1.	110192	OMNI SCREW-5/16"-18UNC X 7/8"		
2.	130006	OMNI LOCKWASHR 5/16"SPLIT TYPE		
3.	020224	OMNI CAP-INPUT		
4.	070249	OMNI GASKET-INPUT 0.50MM		
5.	070248	OMNI GASKET-INPUT 0.30MM		
6.	070247	OMNI GASKET-INPUT 0.20MM		
7.	070246	OMNI GASKET-INPUT 0.10MM		
8.	060127	OMNI SEAL-INPUT CR13930		
9.	050170	OMNI BEARING CUP 30207		
10.	050172	OMNI BEARING CONE 30207		
11.	040335	OMNI SHAFT-INPUT 1-3/8"-6 SPLN		
12.	030457	OMNI GEAR INPUT, 34T		
13.	200141	OMNI RTNG. RING 38MM RC DSH-38		
14.	200140	OMNI RTNG. RING 38MM RC DSH-38		
15.	090181	OMNI SHIM INPUT 0.30MM		
16.	090180	OMNI SHIM INPUT 0.20MM		
17.	090179	OMNI SHIM INPUT 0.10MM		
18.	110009	OMNI SCREW-1/4"-20 UNC X 3/4"		
19.	130028	OMNI LOCKWASHR 1/4" SPLIT TYPE		
20.	240280	OMNI INSPECTION COVER		
21.	010175	OMNI HOUSING-RC-25		
22.	140047	OMNI PLUG SQ.HD.1/2-14NPT W/DP		
23.	140000	OMNI PIPE PLUG 1/2' SQ HEAD	(S/N 215411+)	Rev. 2 not compat. w/Rev. 1
23.	140033	OMNI PLUG VENT 1/2-14 NPTF	(S/N 215410-)	Rev. 1
24.	030456	OMNI PINION-OUTPUT 12T		
25.	090182	OMNI SHIM OUTPUT 0.10MM		
26.	090183	OMNI SHIM OUTPUT 0.20MM		
27.	090184	OMNI SHIM OUTPUT 0.30MM		
28.	050197	OMNI BEARING CONE 30208		
29.	050195	OMNI BEARING CUP 30208		
30.	090185	OMNI SPACER OUTPUT		
31.	090186	OMNI SHIM OUTPUT 0.10MM		
32.	090187	OMNI SHIM OUTPUT 0.20MM		
33.	090188	OMNI SHIM OUTPUT 0.30MM		
34.	200000	OMNI RETAINING RING		
35.	070250	OMNI GASKET-OUTPUT 0.10MM		
36.	070251	OMNI GASKET-OUTPUT 0.20MM		
37.	070252	OMNI GASKET-OUTPUT 0.30MM		
38.	070253	OMNI GASKET-OUTPUT 0.50MM		
39.	060128	OMNI SEAL-OUTPUT CR15822		
40.	020225	OMNI CAP-OUTPUT		
41.	120050	OMNI NUT HEX SLOTTED, 1-14UNC		
42.	100001	OMNI COTTER PIN 5 X 50		
43.	140017	OMNI PLUG PIPE SQ HD1/8-27NPTF		

Gearbox Center & Right Deck (826-295C) OMNI

Applies to AFM4522



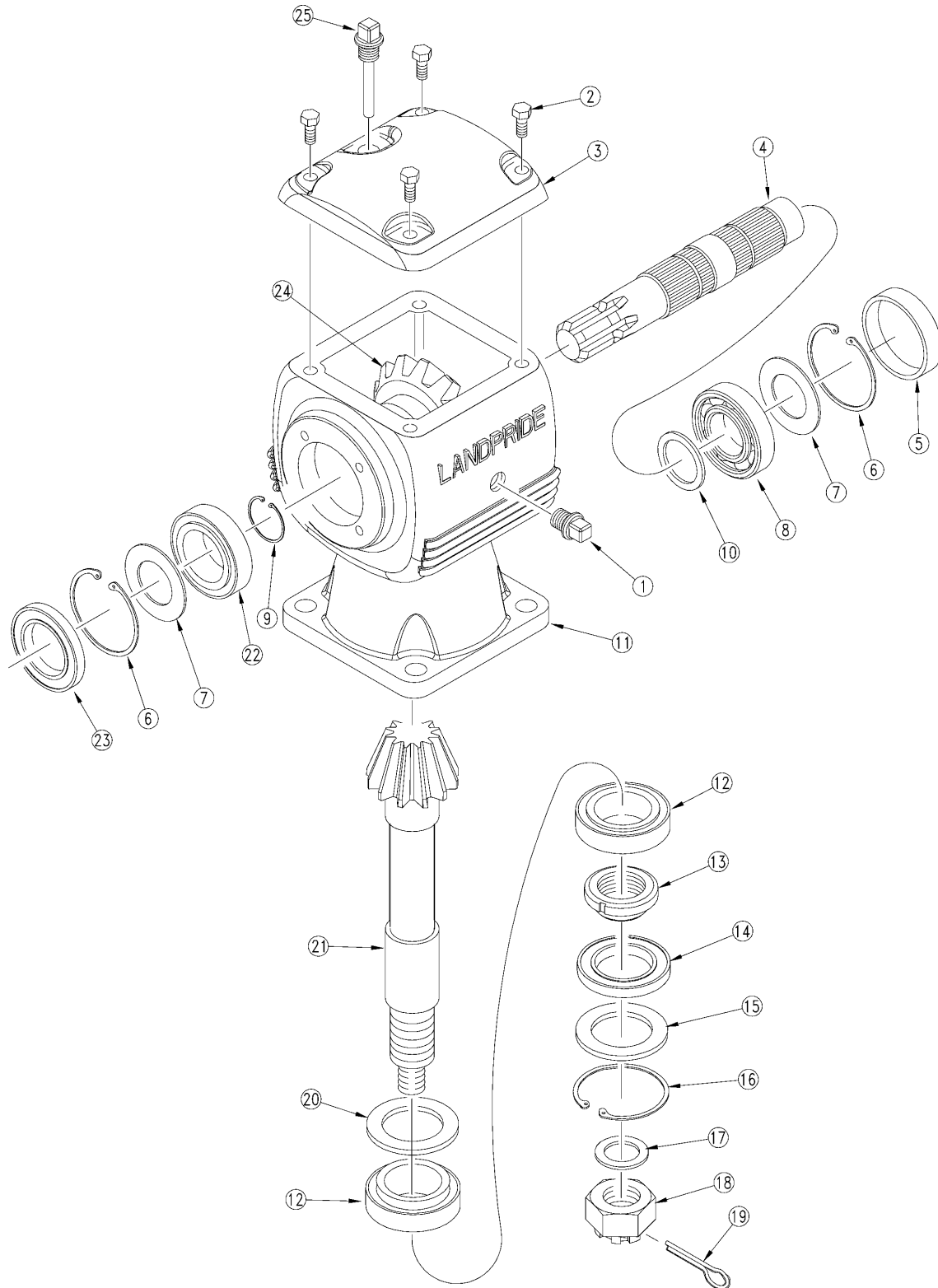
18641

Gearbox Center & Right Deck (826-295C) OMNI**Applies to AFM4522**

Ref	Part No.	Part Description	Comments	Revision
	dwg18641	Drawing Image Number		
	826-295C	RC-25 1:2.8 CCW 90 BOX(RC25HS)		
1.	110192	OMNI SCREW-5/16"-18UNC X 7/8"		
2.	130006	REP BY 804-009C		
3.	020224	OMNI CAP-INPUT		
4.	070249	OMNI GASKET-INPUT 0.50MM		
5.	070248	OMNI GASKET-INPUT 0.30MM		
6.	070247	OMNI GASKET-INPUT 0.20MM		
7.	070246	OMNI GASKET-INPUT 0.10MM		
8.	060127	OMNI SEAL-INPUT CR13930		
9.	050170	REP BY 050172 CUP		
10.	050172	REP BY 822-167C		
11.	040491	OMNI SHAFT INPUT 1 3/8" - 6A		
12.	030457	OMNI GEAR INPUT, 34T		
13.	200141	OMNI RTNG. RING 38MM RC DSH-38		
14.	200140	OMNI RTNG. RING 38MM RC DSH-38		
15.	090181	OMNI SHIM INPUT 0.30MM		
16.	090180	OMNI SHIM INPUT 0.20MM		
17.	090179	OMNI SHIM INPUT 0.10MM		
18.	110009	OMNI SCREW-1/4"-20 UNC X 3/4"		
19.	130028	OMNI LOCKWASHR 1/4" SPLIT TYPE		
20.	240280	OMNI INSPECTION COVER		
21.	010252	OMNI HOUSING RC-25 SERIES		
22.	140047	OMNI PLUG SQ.HD.1/2-14NPT W/DP		
23.	140000	OMNI PIPE PLUG 1/2' SQ HEAD		
24.	030456	OMNI PINION-OUTPUT 12T		
25.	090182	OMNI SHIM OUTPUT 0.10MM		
26.	090183	OMNI SHIM OUTPUT 0.20MM		
27.	090184	OMNI SHIM OUTPUT 0.30MM		
28.	050197	REP BY 822-191C		
29.	050195	REP BY 050197 CUP		
30.	090185	OMNI SPACER OUTPUT		
31.	090186	OMNI SHIM OUTPUT 0.10MM		
32.	090187	OMNI SHIM OUTPUT 0.20MM		
33.	090188	OMNI SHIM OUTPUT 0.30MM		
34.	200000	OMNI RETAINING RING		
35.	070250	OMNI GASKET-OUTPUT 0.10MM		
36.	070251	OMNI GASKET-OUTPUT 0.20MM		
37.	070252	OMNI GASKET-OUTPUT 0.30MM		
38.	070253	OMNI GASKET-OUTPUT 0.50MM		
39.	060128	OMNI SEAL-OUTPUT CR15822		
40.	020225	OMNI CAP-OUTPUT		
41.	120050	OMNI NUT HEX SLOTTED, 1-14UNC		
42.	100001	OMNI COTTER PIN 5 X 50		
43.	140017	OMNI PLUG PIPE SQ HD1/8-27NPTF		
44.	090341	OMNI SPACER, INPUT		

Gearbox Center & Right Deck (826-327C) Comer

Applies to AFM4522



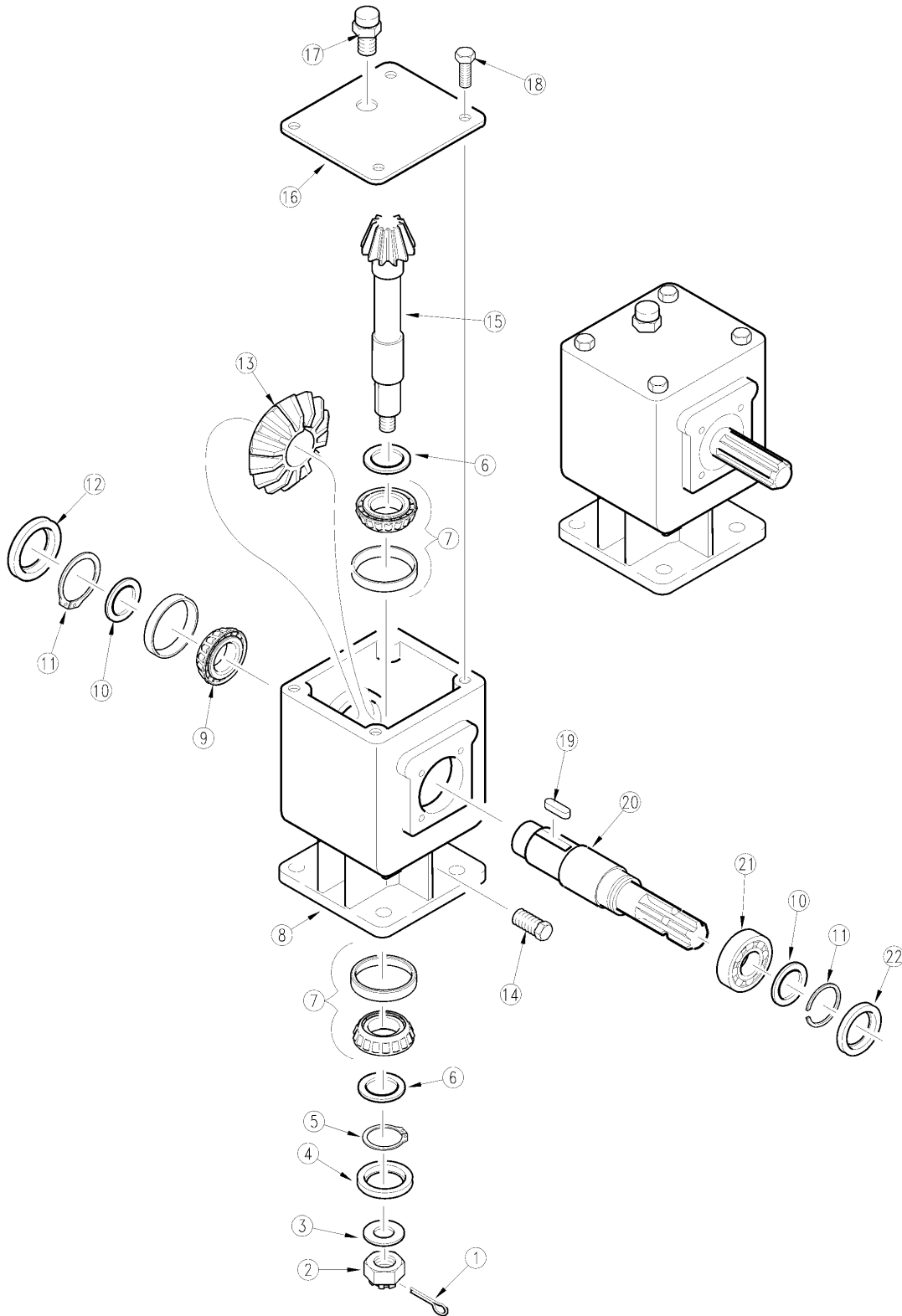
19550

Gearbox Center & Right Deck (826-327C) Comer**Applies to AFM4522**

Ref	Part No.	Part Description	Comments	Revision
	dwg19550	Drawing Image Number		
	826-327C	GBOX MOWER 50 HP 1:2.8 CCW		
1.	8.6.5.00006	CO OIL PLUG 3/8		
2.	8.1.1.00501	CO BOLT M8X22 HHB		
3.	0.195.1300.00	CO COVER		
4.	0.195.2000.00	CO INPUT SHAFT 1" 3/8 Z6		
5.	8.7.0.00744	CO CAP 72 X 10		
6.	8.5.2.00131	CO SNAP RING INT 72 UN17437		
7.	A.248.500	COMER SHIM KIT 71.7		
8.	822-166C	BEARING BALL 6207		
9.	8.5.1.00680	CO SNAP RING 40 UNI 7436		
10.	0.259.7525.00	CO SHIM 35.3 X 48 X 2.5		
11.	0.195.0300.00	CO HOUSING		
12.	8.0.9.00102	CO ROLLER BEARING 32208 CL-B		
13.	0.278.7103.00	CO NUT M40 X 1.5		
14.	8.7.3.00081	CO OIL SEAL 35 X 80 X 10 RTA35		
15.	1.195.7100.00	CO PROTECTIVE FLAT WASHER		
16.	8.5.3.00955	CO SNAP RING SB 81		
17.	8.3.2.00409	CO FLAT WASHER 25 X 44 X 4		
18.	8.2.2.01144	NUT CASTLE M 24 X 2		
19.	8.4.7.00516	CO COTTER PIN B5 X 50		
20.	A244.501	CO SHIM 40.3 X 51.5 826-067C		
21.	0.195.5000.00	CO PINION Z12 M4.7		
22.	8.0.9.00026	CO ROLLER BEARING 30207 CL-B		
23.	8.7.3.00055	CO OIL SEAL 35 X 72 X 10		
24.	0.195.6000.00	CO CROWN GEAR Z33 M4.7		
25.	U0.195.7101.00	CO OIL LEVEL PLUG 3/8" GAS		

Gearbox Left Deck (826-121C) Comer (S/N 211744-)

Applies to AFM4522



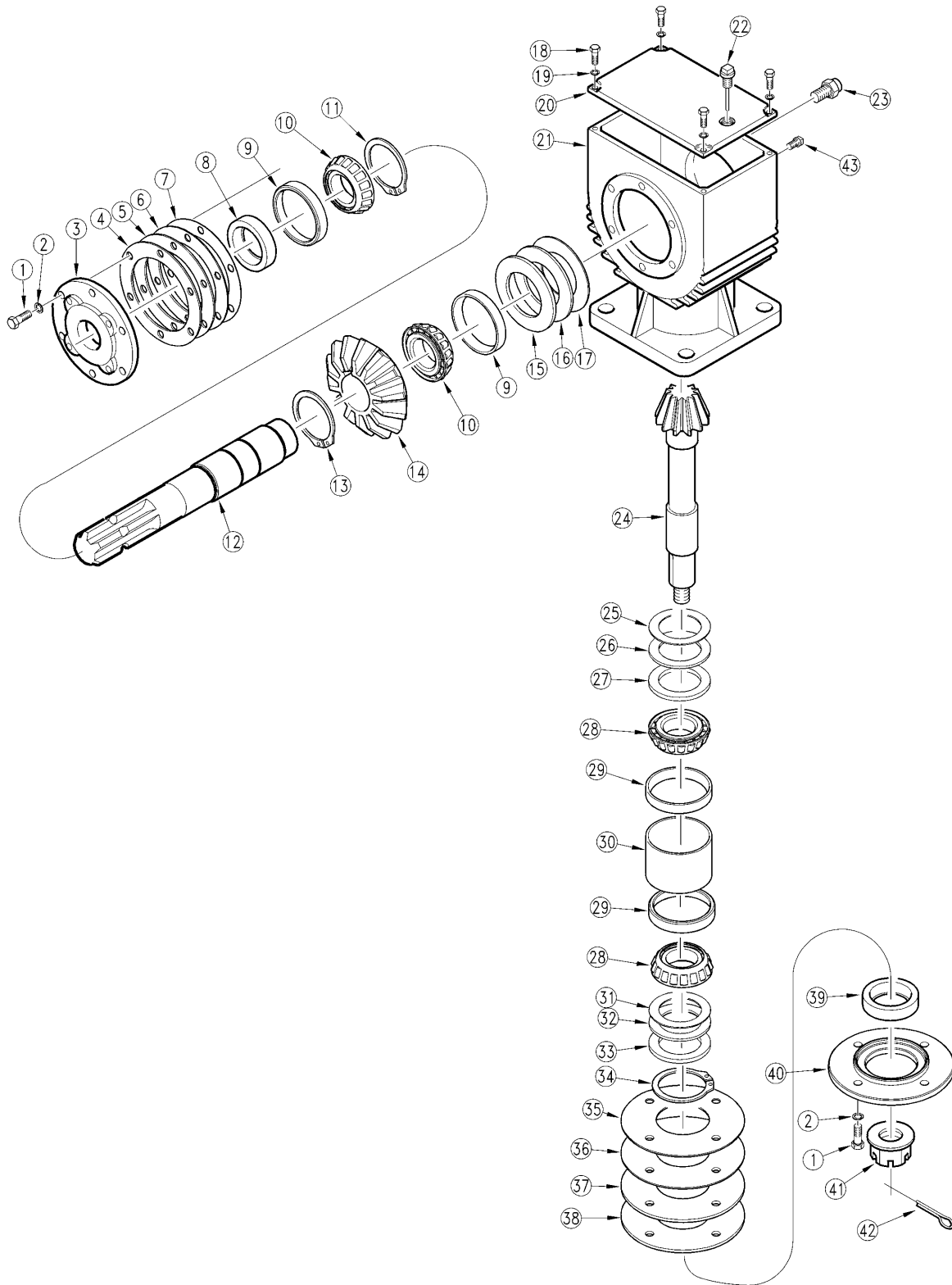
12760

Gearbox Left Deck (826-121C) Comer (S/N 211744-)**Applies to AFM4522**

Ref	Part No.	Part Description	Comments	Revision
	dwg12760	Drawing Image Number		
	826-121C	RPBY 826-206C		
1.	8.4.7.00516	CO COTTER PIN M5 X 50		
2.	8.2.2.01144	NUT M 24 X 2		
3.	8.3.2.00409	FLAT WASHER 24 X 44 X 4		
4.	8.7.3.00027	CO OIL SEAL 40 X 80 X 10		
5.	8.5.1.00680	CO SNAP RING 40 UNI 7436		
6.	A.244.500	COMER SHIM KIT 51.5		
7.	8.0.9.00024	CO BEARING 30208		
8.	0.151.0300.00	CO GEARBOX HOUSING LF-151A		
9.	8.0.9.00026	CO BEARING 30207		
10.	A.248.500	COMER SHIM KIT 71.7		
11.	8.5.2.00131	CO SNAP RING INT 72 UN17437		
12.	8.7.0.00744	CO CAP 72 X 10		
13.	0.151.5201.00	CO GEAR Z34 M4.55		
14.	8.6.5.00006	CO OIL PLUG 3/8		
15.	0.151.6208.00	CO PINION Z34 M4.55		
16.	0.140.1300.00	CO GEARBOX TOP COVER		
17.	0.286.7100.00	CO PLUG 1/2 GAS		
18.	8.1.1.00343	CO BOLT M8 X 14 8.8		
19.	8.4.1.01141	CO PAR. KEY M 12 X 8 X 30		
20.	0.151.2001.00	CO GB SHAFT 1 3/8 LF-151A		
21.	8.0.1.00870	BEARING #6207		
22.	8.7.3.00055	CO OIL SEAL 35 X 72 X 10		

Gearbox Left Deck (826-206C) OMNI

Applies to AFM4522



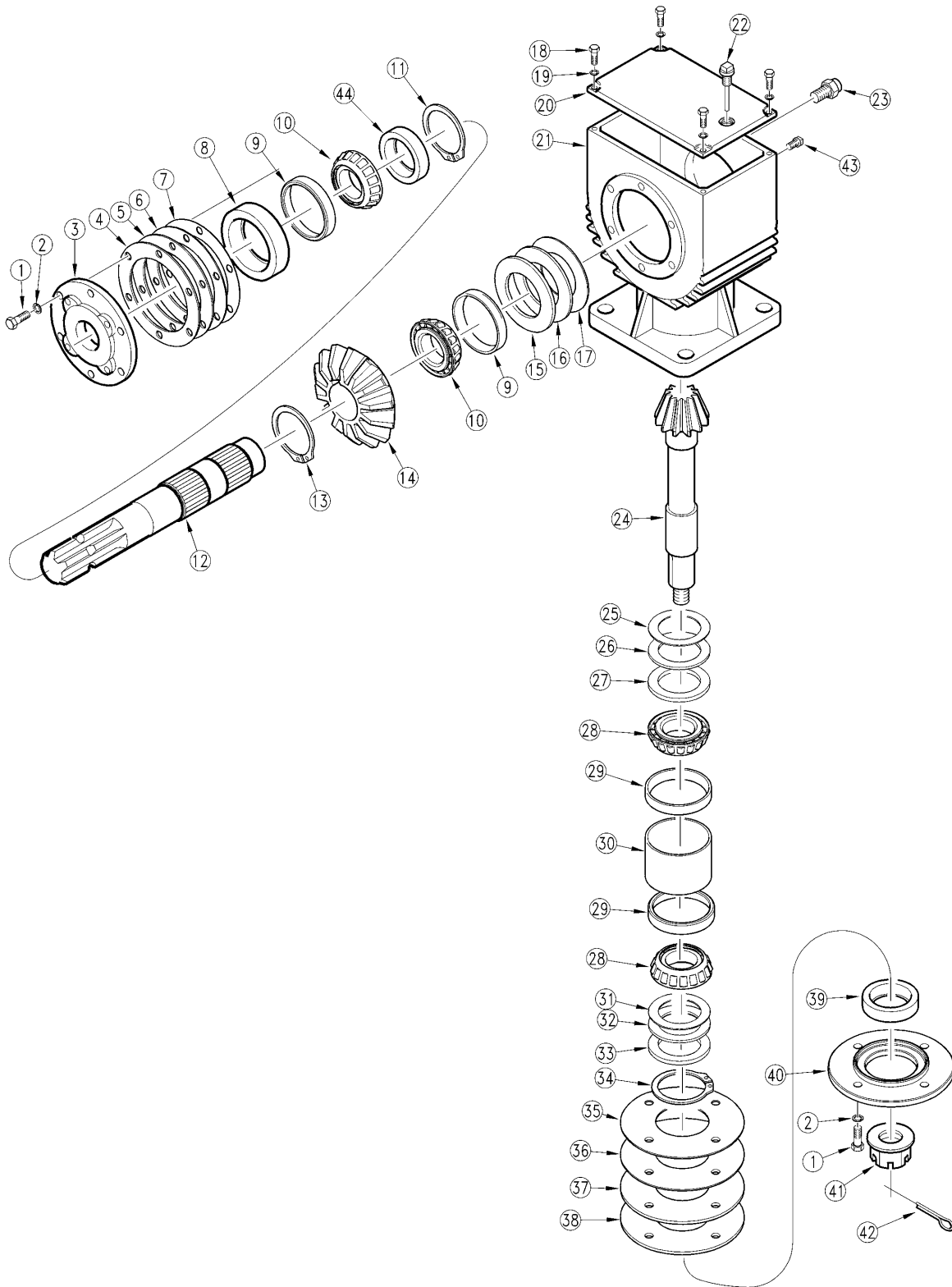
15934

Gearbox Left Deck (826-206C) OMNI**Applies to AFM4522**

Ref	Part No.	Part Description	Comments	Revision
	dwg15934	Drawing Image Number		
	826-206C	RC-25 1:2.8 CW 90 BOX(RC25HR)		
1.	110192	OMNI SCREW-5/16"-18UNC X 7/8"		
2.	130006	OMNI LOCKWASHR 5/16"SPLIT TYPE		
3.	020224	OMNI CAP-INPUT		
4.	070249	OMNI GASKET-INPUT 0.50MM		
5.	070248	OMNI GASKET-INPUT 0.30MM		
6.	070247	OMNI GASKET-INPUT 0.20MM		
7.	070246	OMNI GASKET-INPUT 0.10MM		
8.	060127	OMNI SEAL-INPUT CR13930		
9.	050170	OMNI BEARING CUP 30207		
10.	050172	OMNI BEARING CONE 30207		
11.	200140	OMNI RTNG. RING 38MM RC DSH-38		
12.	040335	OMNI SHAFT-INPUT 1-3/8"-6 SPLN		
13.	200141	OMNI RTNG. RING 38MM RC DSH-38		
14.	030457	OMNI GEAR INPUT, 34T		
15.	090181	OMNI SHIM INPUT 0.30MM		
16.	090180	OMNI SHIM INPUT 0.20MM		
17.	090179	OMNI SHIM INPUT 0.10MM		
18.	110009	OMNI SCREW-1/4"-20 UNC X 3/4"		
19.	130028	OMNI LOCKWASHR 1/4" SPLIT TYPE		
20.	240280	OMNI INSPECTION COVER		
21.	010175	OMNI HOUSING-RC-25		
22.	140047	OMNI PLUG SQ.HD.1/2-14NPT W/DP		
23.	140000	OMNI PIPE PLUG 1/2' SQ HEAD	(S/N 215411+)	Rev. 2 not compat. w/Rev. 1
23.	140033	OMNI PLUG VENT 1/2-14 NPTF	(S/N 215410-)	Rev. 1
24.	030456	OMNI PINION-OUTPUT 12T		
25.	090182	OMNI SHIM OUTPUT 0.10MM		
26.	090183	OMNI SHIM OUTPUT 0.20MM		
27.	090184	OMNI SHIM OUTPUT 0.30MM		
28.	050197	OMNI BEARING CONE 30208		
29.	050195	OMNI BEARING CUP 30208		
30.	090185	OMNI SPACER OUTPUT		
31.	090186	OMNI SHIM OUTPUT 0.10MM		
32.	090187	OMNI SHIM OUTPUT 0.20MM		
33.	090188	OMNI SHIM OUTPUT 0.30MM		
34.	200000	OMNI RETAINING RING		
35.	070250	OMNI GASKET-OUTPUT 0.10MM		
36.	070253	OMNI GASKET-INPUT 0.50MM		
37.	070252	OMNI GASKET-INPUT 0.30MM		
38.	070251	OMNI GASKET-INPUT 0.20MM		
39.	060128	OMNI SEAL-OUTPUT CR15822		
40.	020225	OMNI CAP-OUTPUT		
41.	120050	OMNI NUT HEX SLOTTED, 1-14UNC		
42.	100001	OMNI COTTER PIN 5 X 50		
43.	140017	OMNI PLUG PIPE SQ HD1/8-27NPTF		

Gearbox Left Deck (826-296c) OMNI

Applies to AFM4522



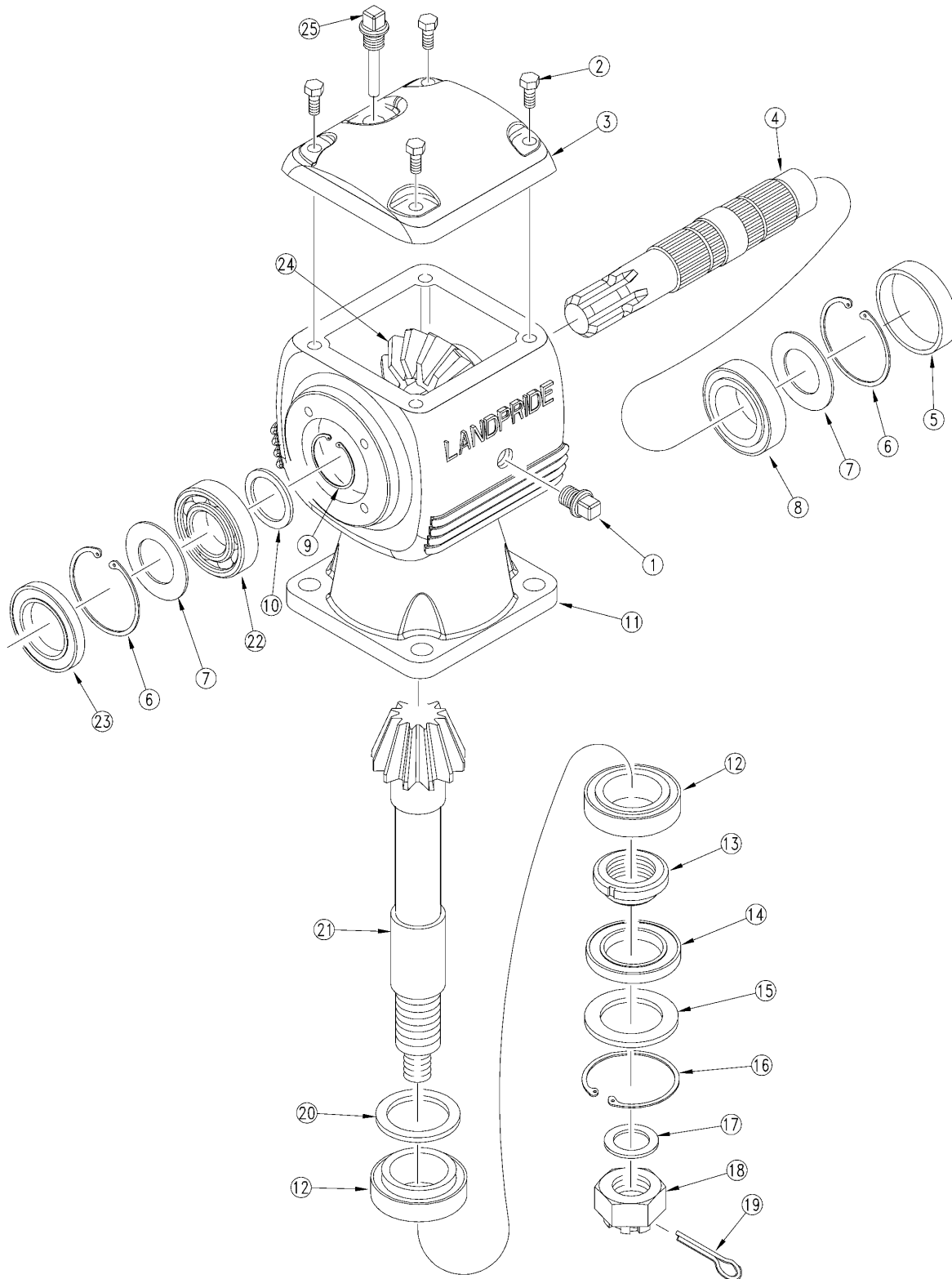
18948

Gearbox Left Deck (826-296c) OMNI**Applies to AFM4522**

Ref	Part No.	Part Description	Comments	Revision
	dwg18948	Drawing Image Number		
	826-296C	Gearbox		
1.	110192	OMNI SCREW-5/16"-18UNC X 7/8"		
2.	130006	REP BY 804-009C		
3.	020224	OMNI CAP-INPUT		
4.	070249	OMNI GASKET-INPUT 0.50MM		
5.	070248	OMNI GASKET-INPUT 0.30MM		
6.	070247	OMNI GASKET-INPUT 0.20MM		
7.	070246	OMNI GASKET-INPUT 0.10MM		
8.	060127	OMNI SEAL-INPUT CR13930		
9.	050170	OMNI BEARING CUP 30207		
10.	050172	OMNI BEARING CONE 30207		
11.	200140	OMNI RTNG. RING 38MM RC DSH-38		
12.	040491	OMNI SHAFT-INPUT 1-3/8"-6 SPLN		
13.	200141	OMNI RTNG. RING 38MM RC DSH-38		
14.	030457	OMNI GEAR INPUT, 34T		
15.	090181	OMNI SHIM INPUT 0.30MM		
16.	090180	OMNI SHIM INPUT 0.20MM		
17.	090179	REP BY 090180		
18.	110009	OMNI SCREW-1/4"-20 UNC X 3/4"		
19.	130028	OMNI LOCKWASHR 1/4" SPLIT TYPE		
20.	240280	OMNI INSPECTION COVER		
21.	010252	OMNI HOUSING-RC-25 SERIES		
22.	140047	OMNI PLUG SQ.HD.1/2-14NPT W/DP		
23.	140000	OMNI PIPE PLUG 1/2' SQ HEAD	(S/N 215411+) 3-5 Lbs.	Rev. 2 not compat. w/Rev. 1
23.	140033	OMNI PLUG VENT 1/2-14 NPTF	(S/N 215410-)	Rev. 1
23.	8.6.7.00269	CO 1/2" GAS BREATHER PLUG	7.7-15 Lbs. (Owners choice)	
24.	030456	OMNI PINION-OUTPUT 12T		
25.	090182	REP BY 090183		
26.	090183	OMNI SHIM OUTPUT 0.20MM		
27.	090184	OMNI SHIM OUTPUT 0.30MM		
28.	050197	REP BY 822-191C		
29.	050195	REP BY 050197 CUP		
30.	090185	OMNI SPACER OUTPUT		
31.	090186	OMNI SHIM OUTPUT 0.10MM		
32.	090187	OMNI SHIM OUTPUT 0.20MM		
33.	090188	OMNI SHIM OUTPUT 0.30MM		
34.	200000	OMNI RETAINING RING		
35.	070250	OMNI GASKET-OUTPUT 0.10MM		
36.	070251	OMNI GASKET-OUTPUT 0.20MM		
37.	070252	OMNI GASKET-OUTPUT 0.30MM		
38.	070253	OMNI GASKET-OUTPUT 0.50MM		
39.	060128	OMNI SEAL-OUTPUT CR15822		
40.	020225	OMNI CAP-OUTPUT		
41.	120050	OMNI NUT HEX SLOTTED, 1-14UNC		
42.	100001	OMNI COTTER PIN 5 X 50		
43.	140017	OMNI PLUG PIPE SQ HD1/8-27NPTF		
44.	090341	OMNI SPACER, INPUT		

Gearbox Left Deck (826-326C) Comer

Applies to AFM4522



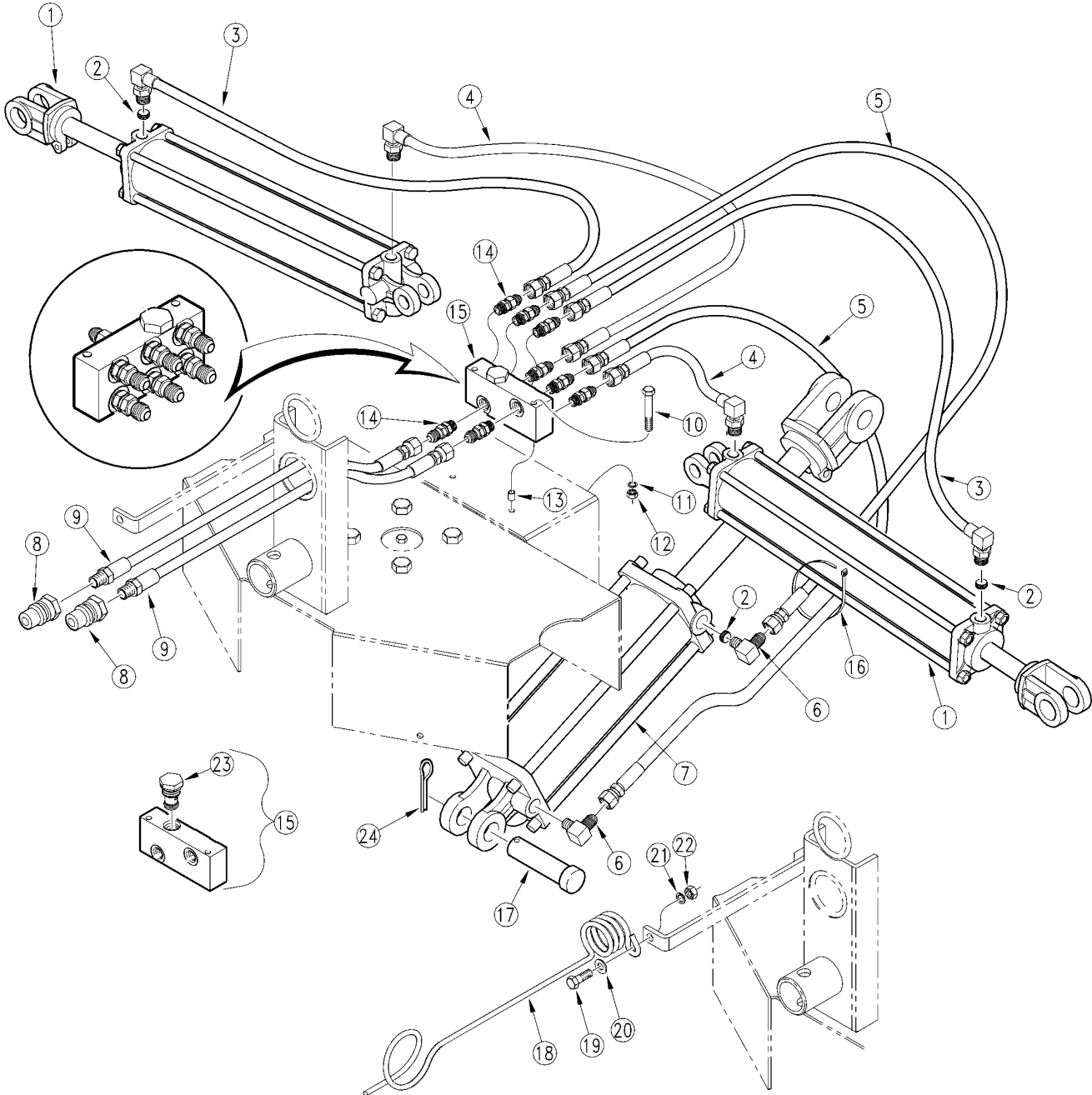
19549

Gearbox Left Deck (826-326C) Comer**Applies to AFM4522**

Ref	Part No.	Part Description	Comments	Revision
	dwg19549	Drawing Image Number		
	826-326C	GBOX MOWER 50 HP 1:2.8 CW		
1.	8.6.5.00006	CO OIL PLUG 3/8		
2.	8.1.1.00501	CO BOLT M8X22 HHB		
3.	0.195.1300.00	CO COVER		
4.	0.195.2000.00	CO INPUT SHAFT 1" 3/8 Z6		
5.	8.7.0.00744	CO CAP 72 X 10		
6.	8.5.2.00131	CO SNAP RING INT 72 UN17437		
7.	A.248.500	COMER SHIM KIT 71.7		
8.	8.0.9.00026	CO ROLLER BEARING 30207 CL-B		
9.	8.5.1.00680	CO SNAP RING 40 UNI 7436		
10.	0.259.7525.00	CO SHIM 35.3 X 48 X 2.5		
11.	0.195.0300.00	CO HOUSING		
12.	8.0.9.00102	CO ROLLER BEARING 32208 CL-B		
13.	0.278.7103.00	CO NUT M40 X 1.5		
14.	8.7.3.00081	CO OIL SEAL 35 X 80 X 10 RTA35		
15.	1.195.7100.00	CO PROTECTIVE FLAT WASHER		
16.	8.5.3.00955	CO SNAP RING SB 81		
17.	8.3.2.00409	CO FLAT WASHER 25 X 44 X 4		
18.	8.2.2.01144	NUT CASTLE M 24 X 2		
19.	8.4.7.00516	CO COTTER PIN B5 X 50		
20.	A244.501	CO SHIM 40.3 X 51.5 826-067C		
21.	0.195.5000.00	CO PINION Z12 M4.7		
22.	822-166C	BEARING BALL 6207		
23.	8.7.3.00055	CO OIL SEAL 35 X 72 X 10		
24.	0.195.6000.00	CO CROWN GEAR Z33 M4.7		
25.	U0.195.7101.00	CO OIL LEVEL PLUG 3/8" GAS		

Hydraulic Arrangement

Applies to AFM4522



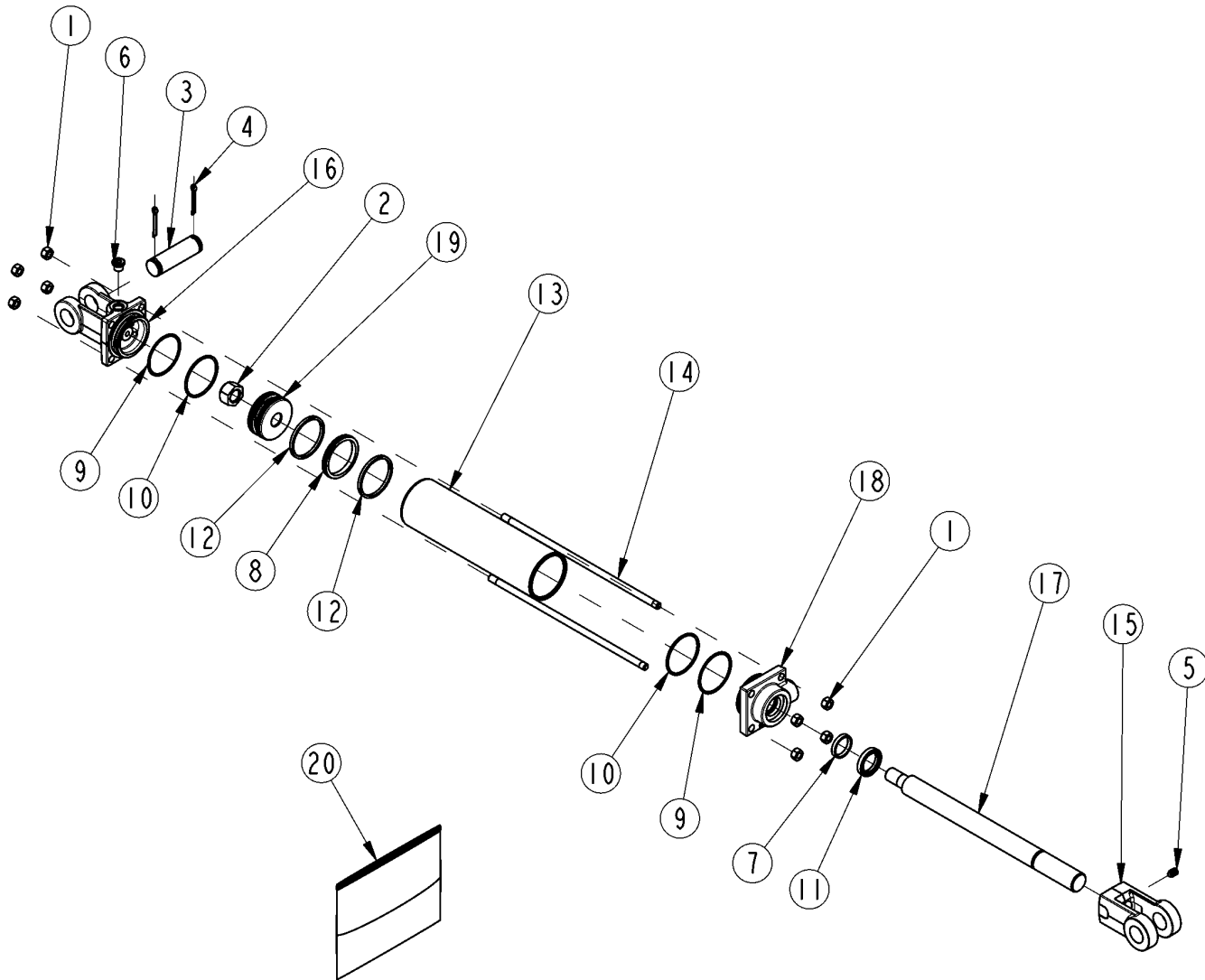
15672

Hydraulic Arrangement**Applies to AFM4522**

Ref	Part No.	Part Description	Comments	Revision
	dwg15672	Drawing Image Number		
1.	810-362C	CYL 3.5x12x1.25ROD (TIE ROD)	(S/N 226152+)	Rev. 2
1.	810-312C	CYL 3X12X1.25 ROD (TIE ROD)	(S/N 226151-)	Rev 1; Use up stock
2.	811-447C	ORPL 1/32 9/16MORB		
3.	811-445C	HH1/4R2 035 9/16FJIC 3/8MORB90		
4.	811-444C	HH1/4R2 020 9/16FJIC 3/8MORB90		
5.	811-443C	HH1/4R2 036 9/16FJIC		
6.	811-065C	EL 9/16MJIC 9/16MORB		
7.	810-200C	CYL 2.5X8X1.12 ROD (TIE)1 PIN		
8.	811-394C	CP 3/4FORB MALE QD		
9.	811-441C	HH1/4R2 096 9/16FJIC 3/4 MORB		
10.	802-451C	HHCS 1/4-20X4 GR5		Rev. 2
10.	802-308C	HHCS 1/4-20X3 1/4 GR5		Rev 1; Use up stock
11.	804-006C	WASHER LOCK SPRING 1/4 PLT		
12.	803-006C	NUT HEX 1/4-20 PLT		
13.	315-743D	SPCR 1/2 OD X .28ID X 1 3/8		Rev. 2
13.	315-492D	SPCR 1/2 OD X .28 ID X 5/8		Rev 1; Use up stock
14.	811-170C	AD 9/16MORB 9/16MJIC		
15.	811-495C	SP-8 PORT RELIEF 9/16-18FORB		
16.	800-060C	CABLE TIE .19X14.25 3DIA 50LB		
17.	805-004C	PIN CLEVIS 1 X 2 3/4 USABLE LG		
18.	807-023C	SPRING HOSE LOOP		
19.	802-079C	HHCS 3/8-16X1 1/4 GR5		
20.	804-012C	WASHER FLAT 3/8 SAE PLT		
21.	804-013C	WASHER LOCK SPRING 3/8 PLT		
22.	803-014C	NUT HEX 3/8-16 PLT		
23.	8026	SHMKR CRTRDG RELIEF VALVE ASSY		Rev. 2
23.	1497	SHMKR CRTRDG RELIEF VALVE ASSY		Rev 1; Use up stock
24.	805-096C	PIN COTTER 1/8 X 1 3/4 PLT		

Hydraulic Cylinder (810-200C) Red Lion

Applies to AFM4522



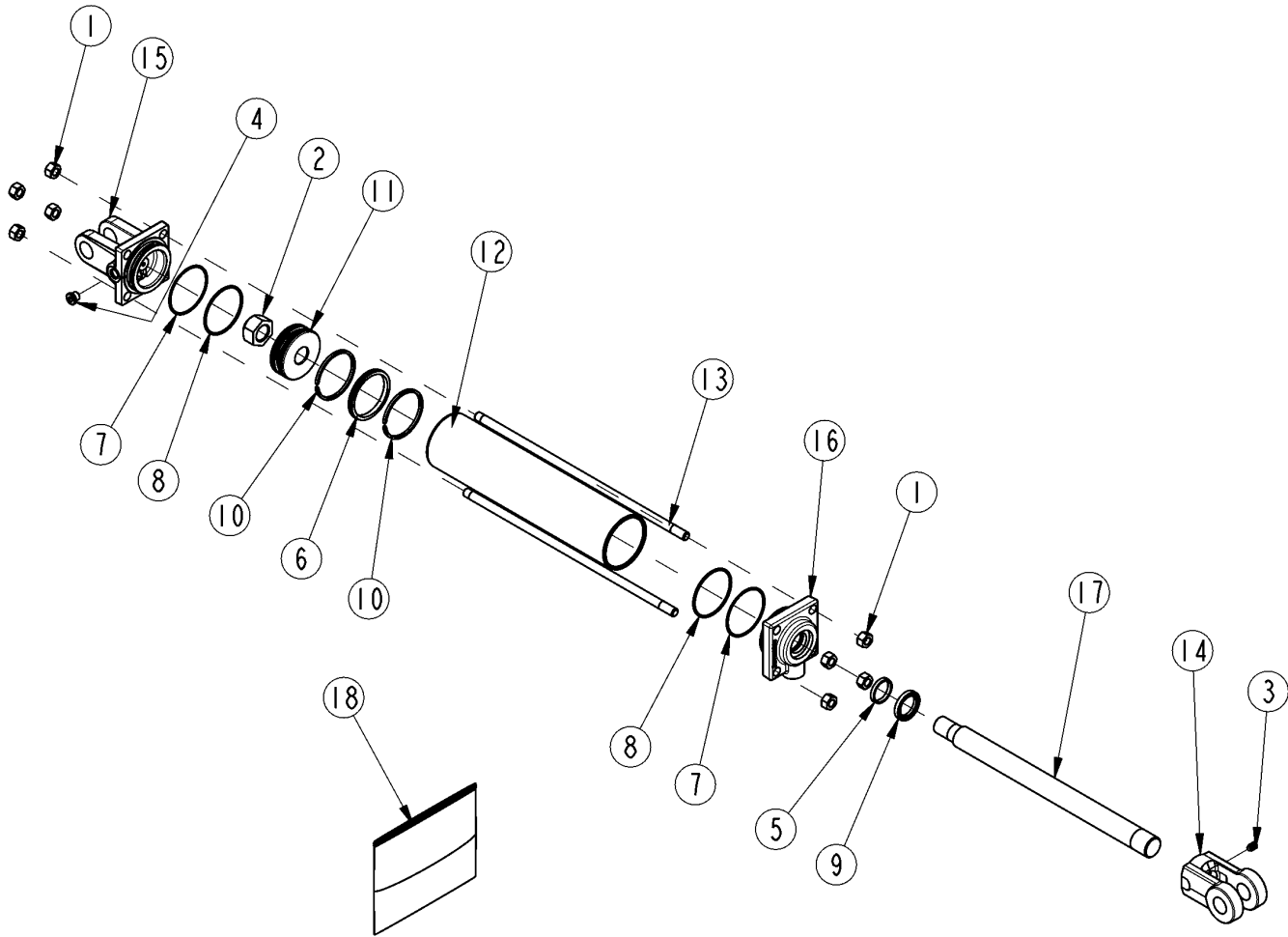
25901

Hydraulic Cylinder (810-200C) Red Lion**Applies to AFM4522**

Ref	Part No.	Part Description	Comments	Revision
	dwg25901	Drawing Image Number		
	810-200C	CYL 2.5X8X1.12 ROD (TIE)1 PIN *		
1.	803-014C	NUT HEX 3/8-16 PLT		
2.	130556	MON PISTON NUT		
3.	134953	LION PIN		
4.	135995	MON CLEVIS PIN COTTER		
5.	801-023C	SCREW SET SH 3/8-16X3/8 TYPE C		
6.	186561	PLUG 9/16-18UNF MORB SOCKET HD		
7.	N/A	MON ROD SEAL	Only Found in Kit #20	
8.	N/A	MON PISTON SEAL	Only Found in Kit #20	
9.	N/A	MON END CAP BACKUP WASHERS	Only Found in Kit #20	
10.	N/A	MON END CAP O-RING	Only Found in Kit #20	
11.	N/A	LION WIPER SEAL	Only Found in Kit #20	
12.	N/A	MON PISTON WEAR RING	Only Found in Kit #20	
13.	491668	LION CYL. TUBE 2.5 X 8		
14.	492218	LION TIE ROD 3/8, 8 CYL		
15.	492650	LION ROD CLEVIS 1 1/8-12UNF		
16.	492688	LION CLEVIS CAP 2.5, 9/16 ORB		
17.	492699	LION ROD 1.125 ASAE 8		
18.	492711	LION ROD CAP 2.5X1.125-9/16ORB		
19.	494768	MON PISTON		
20.	645004	MON SEALS REPAIR KIT		

Hydraulic Cylinder (810-312C) Red Lion

Applies to AFM4522



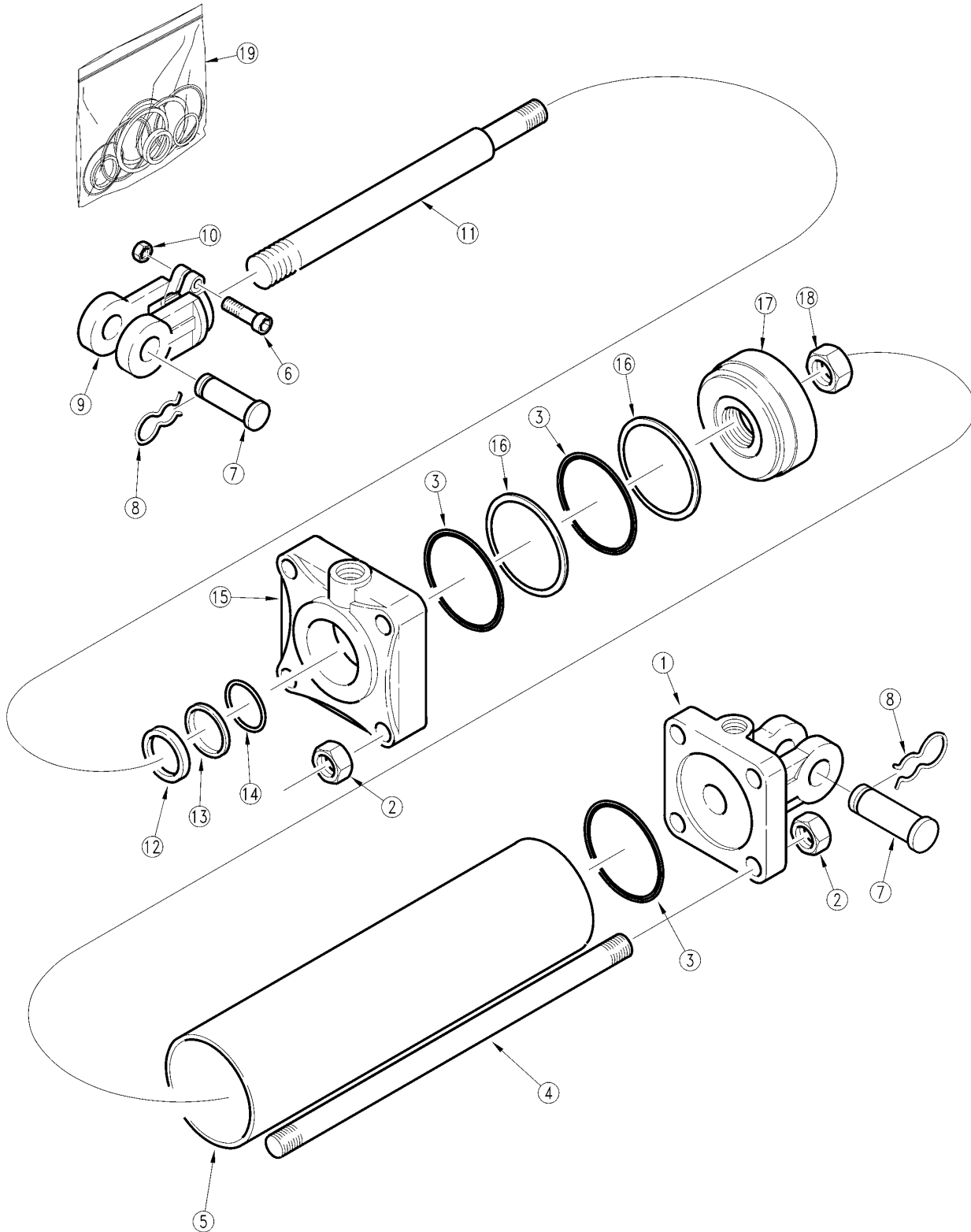
25902

Hydraulic Cylinder (810-312C) Red Lion)**Applies to AFM4522**

Ref	Part No.	Part Description	Comments	Revision
	dwg12345	Drawing Image Number		
	810-312C	CYL 3X12X1.25 ROD (TIE ROD) *		
1.	803-020C	NUT HEX 1/2-13 PLT		
2.	130560	MON PISTON NUT		
3.	801-023C	SCREW SET SH 3/8-16X3/8 TYPE C		
4.	186561	PLUG 9/16-18UNF MORB SOCKET HD		
5.	N/A	MON ROD SEAL	Only Found in Kit #18	
6.	N/A	MON PISTON SEAL (PSP)	Only Found in Kit #18	
7.	N/A	MON END CAP B/U WASHER	Only Found in Kit #18	
8.	N/A	MON END CAP O-RING	Only Found in Kit #18	
9.	N/A	SEAL WIPER ROD	Only Found in Kit #18	
10.	N/A	MON PISTON WEAR RING	Only Found in Kit #18	
11.	294753	MON PISTON		
12.	491742	MON CYL TUBE		
13.	492282	MON TIE ROD		
14.	492652	LION ROD CLEVIS 1 1/4 (1PIN)		
15.	492721	LION CLEVIS CAP 3.0-9/16 ORB		
16.	492722	LION ROD CAP 3.0X1.25-9/16 ORB		
17.	492870	MON CYL ROD		
18.	645599	MON SEALS REPAIR KIT		

Hydraulic Cylinder Wing Decks (810-312C) Cross (S/N 226151-)

Applies to AFM4522



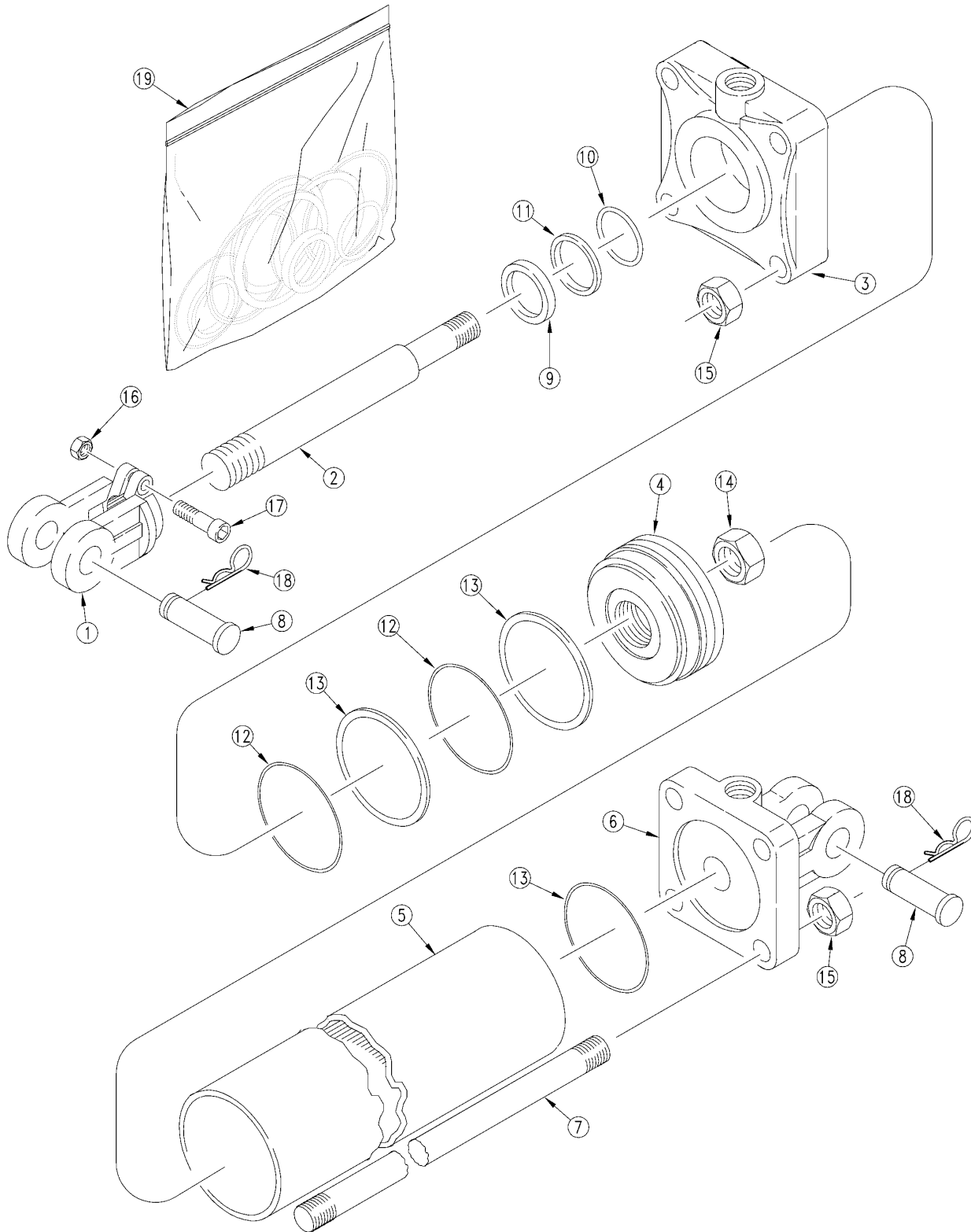
15572

Hydraulic Cylinder Wing Decks (810-312C) Cross (S/N 226151-)**Applies to AFM4522**

Ref	Part No.	Part Description	Comments	Revision
	dwg15572	Drawing Image Number		
	810-312C	CYL 3X12X1.25 ROD (TIE ROD)		
1.	1D1505-3	BASE CROSS		
2.	2A0235-6	CROSS NUT,CLEVIS AND TIE ROD		
3.		O-RING	Only found in seal kit 20.	
4.	2A0578-1675	TIE ROD CROSS		
5.	1D0005-1450	TUBE CROSS		
6.	2A0079-616	CROSS SCREW CAP		
7.	1D1551-16275	CROSS CLEVIS PIN		
8.	2A0308-1	CROSS PIN,CLIP		
9.	1D1003-5	CROSS ROD CLEVIS		
10.	2A0235-6	CROSS NUT, CLEVIS AND TIE ROD		
11.	1D0206-1675	ROD CROSS		
12.		WIPER	Only found in seal kit 20.	
13.		BACK-UP	Only found in seal kit 20.	
14.		O-RING	Only found in seal kit 20.	
15.	1D1155-17	HEAD CROSS		
16.		BACK UP	Only found in seal kit 20.	
17.	1D1401-250	PISTON CROSS		
18.	2A0246-12	CROSS NUT,PISTON		
19.	810-177C	SEAL KIT MW 2.5X1.25ROD 3A3104		
19.	810-178C	SEAL KIT CROSS 2.5 CYL 1C498		

Hydraulic Cylinder Wing Decks (810-312C) Midway (S/N 226151-)

Applies to AFM4522



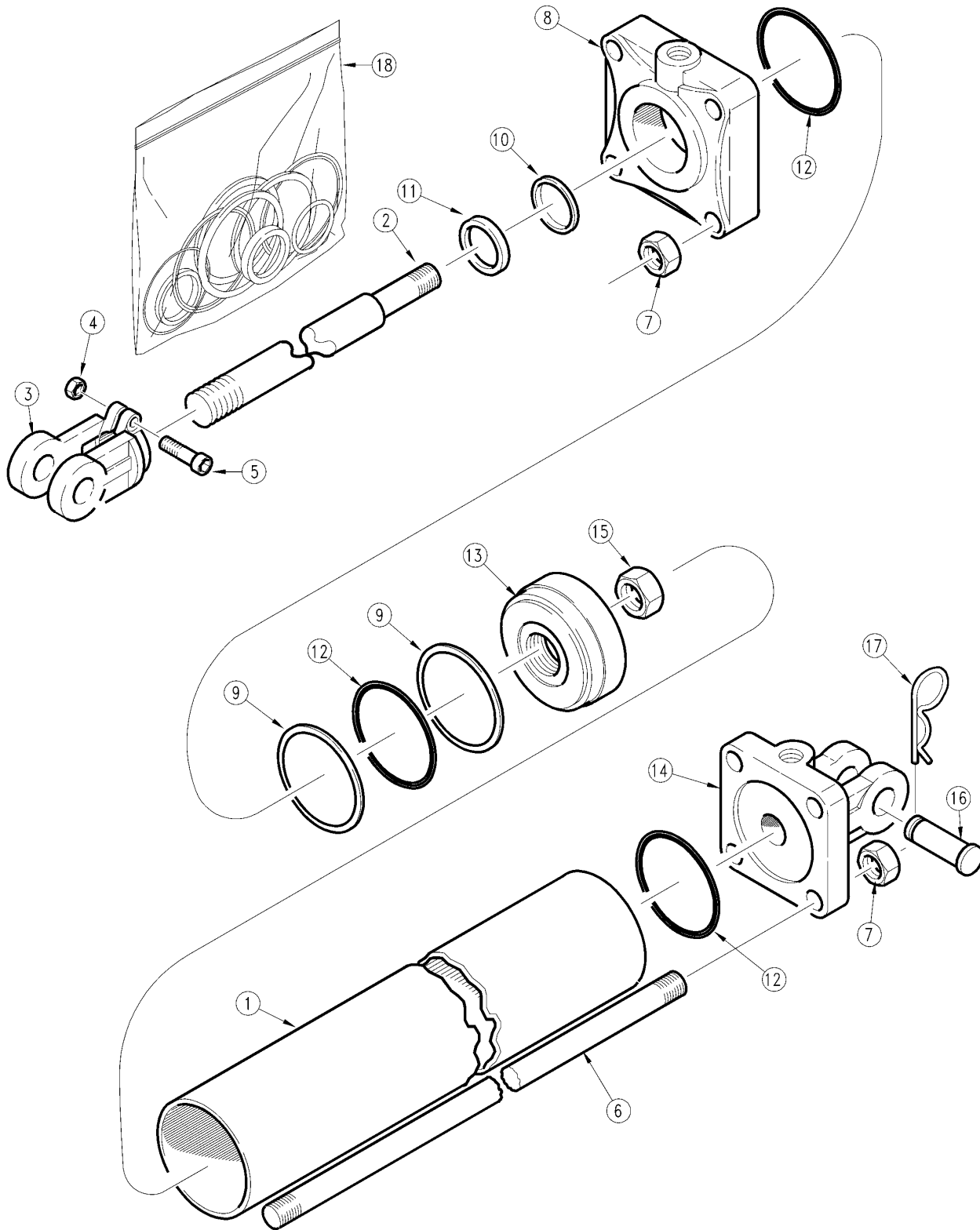
15242

Hydraulic Cylinder Wing Decks (810-312C) Midway (S/N 226151-)**Applies to AFM4522**

Ref	Part No.	Part Description	Comments	Revision
	dwg15242	Drawing Image Number		
	810-312C	CYL 3X12X1.25 ROD (TIE ROD)		
1.	1M6010	MW CLEVIS STD. DUTY		
2.	2M4418	MW ROD 1-1/4 DIA. X 10 STROKE		
3.	3M4410	MW HEAD CAP 3X1-1/4 RD 9/16SAE		
4.	4M4104	MW PISTON 3 DIA.		
5.	5M4120	MW TUBE 3 X 15 CYLINDER		
6.	6M4152	MW BASE 3 X 9/16 SAE		
7.	7M4320	MW TIE ROD 3 X 10 CYLINDER		
8.	2A0208	MW CLEVIS PIN		
9.		MW WIPER	Only found in seal kit 19	
10.		MW O-RING	Only found in seal kit 19	
11.		MW BACK-UP	Only found in seal kit 19	
12.		MW O-RING	Only found in seal kit 19	
13.		MW BACK UP	Only found in seal kit 19	
14.	2A0024	MW PISTON NUT 1-14		
15.	2A0014	MW TIE ROD NUT		
16.	2A0012	MW NUT CLEVIS & TIE ROD		
17.	2A0006	MW CAPSCREW		
18.	2A0132	MW PIN CLIP		
19.	810-015C	CYL SEAL KIT 3 X 7 MW 3A4104		

Hydraulic Cylinder Wing Decks (810-362C) Cross (S/N 226152+)

Applies to AFM4522



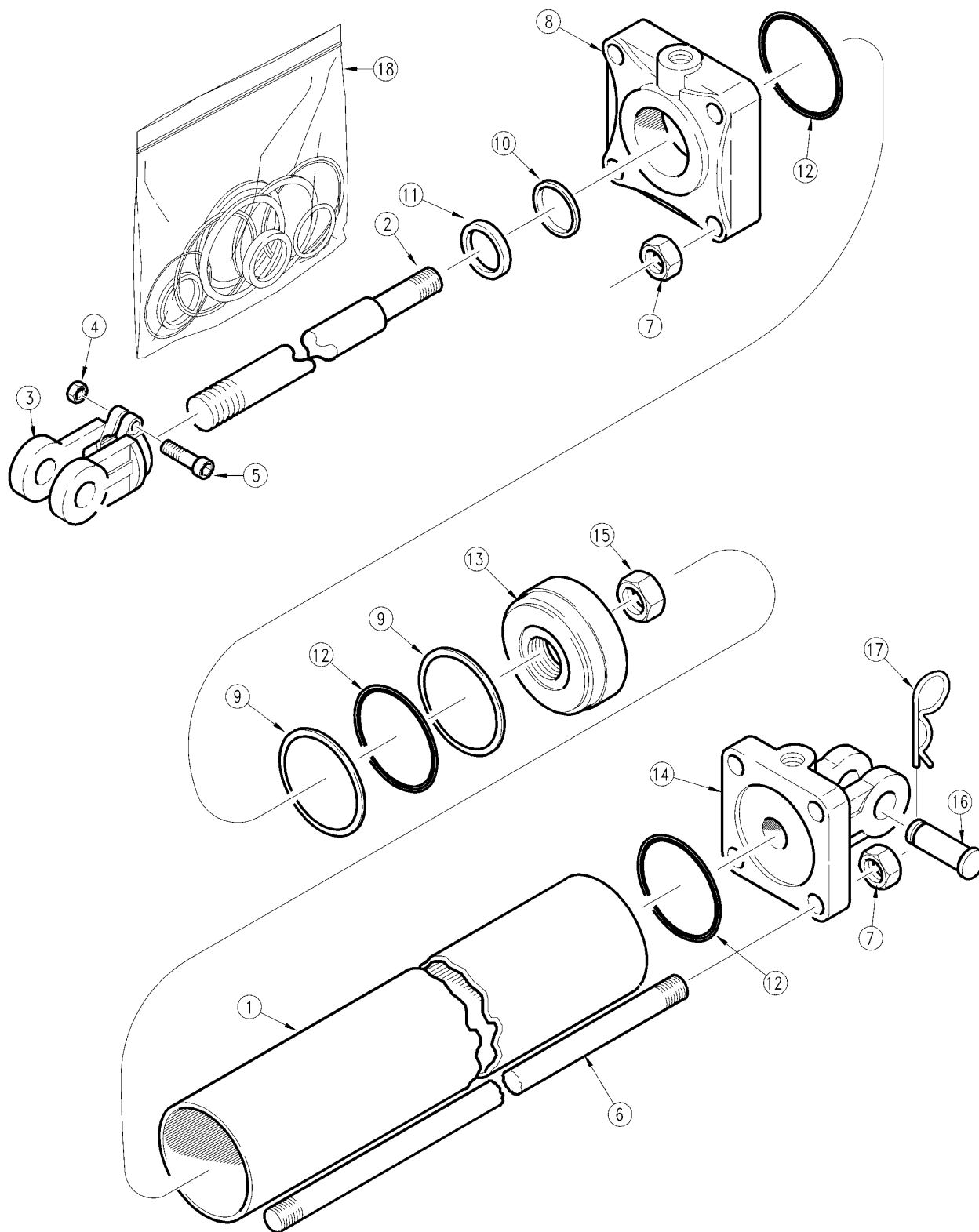
15704

Hydraulic Cylinder Wing Decks (810-362C) Cross (S/N 226152+)**Applies to AFM4522**

Ref	Part No.	Part Description	Comments	Revision
	dwg15704	Drawing Image Number		
	810-362C	CYL 3.5x12x1.25ROD (TIE ROD)		
1.	1D0009-1450	CROSS TUBE		
2.	1D0205-1662	CROSS ROD		
3.	1D1013-5	CROSS ROD CLEVIS		
4.	2A0235-6	CROSS NUT, CLEVIS & TIE ROD		
5.	2A0079-616	CROSS SCREW, CAP		
6.	2A0581-1725	CROSS TIE ROD		
7.	2A0236-9	TIE ROD NUT CROSS		
8.	1D1159-7	HEAD CROSS		
9.		BACKUP PISTON	Only found in seal kit 18	
10.		U-CUP	Only found in seal kit 18	
11.		ROD WIPER	Only found in seal kit 18	
12.		O-RING PISTON	Only found in seal kit 18	
13.	1D1401-350	PISTON CROSS		
14.	1D1224-7	BASE CROSS 826-362C		
15.	1A1141	PISTON NUT CROSS		
16.	1D1551-16300	CROSS CLEVIS PIN		
17.	2A0308-1	CROSS PIN, CLIP		
18.	810-146C	SEAL KIT CROSS 3.5 CYL 1C4429		

Hydraulic Cylinder Wing Decks (810-362C) Midway (S/N 226152+)

Applies to AFM4522



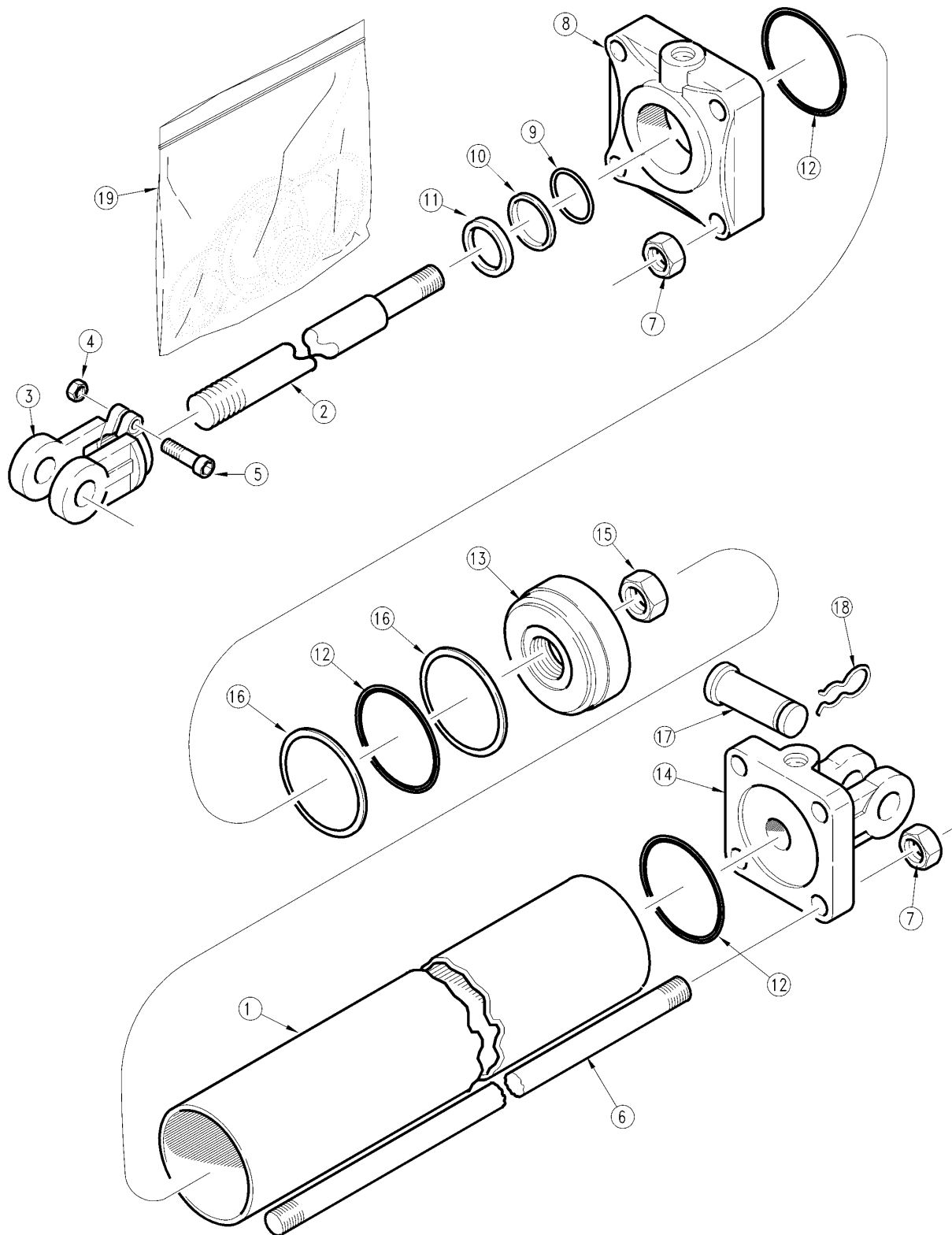
15704

Hydraulic Cylinder Wing Decks (810-362C) Midway (S/N 226152+)**Applies to AFM4522**

Ref	Part No.	Part Description	Comments	Revision
	dwg15704	Drawing Image Number		
	810-362C	CYL 3.5x12x1.25ROD (TIE ROD)		
1.	5M5120	MW TUBE		
2.	2M5418	MW ROD 1 1/4 DIA X 10' STROKE		
3.	1M6010	MW CLEVIS STD. DUTY		
4.	2A0012	MW NUT CLEVIS & TIE ROD		
5.	2A0006	MW CAPSCREW		
6.	7M5320	TIE ROD MIDWAY		
7.	2A0016	MW TIE ROD NUT		
8.	3M5410	MW HEAD 3-1/2X1-1/4ROD 9/16SAE		
9.	N/A	MW BACK UP TUBE	Found in Seal Kit #18	
10.	N/A	MW WIPER	Found in Seal Kit #18	
11.	N/A	MW U-CUP	Found in Seal Kit #18	
12.	N/A	MW O-RING	Found in Seal Kit #18	
13.	4M5102	MW PISTON 3 1/2 DIA.		
14.	6M5152	MW BASE 3 1/2		
15.	2A0024	MW PISTON NUT 1-14		
16.	2A0208	MW CLEVIS PIN		
17.	2A0132	MW PIN CLIP		
18.	810-149C	SEAL KIT 810-104C MW 3A5102		

Midway Hydraulic Cylinder Center Deck (810-200C)

Applies to AFM4522



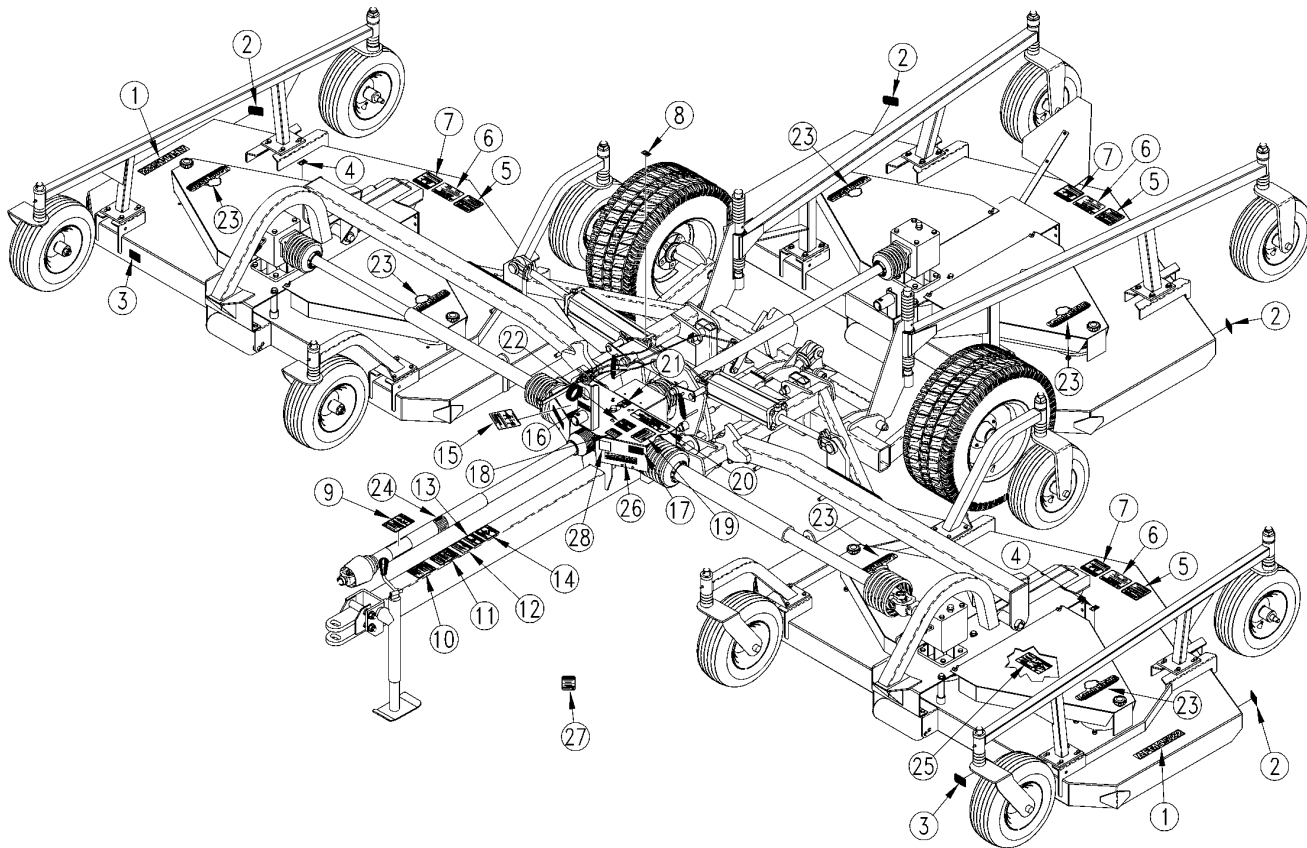
10219

Midway Hydraulic Cylinder Center Deck (810-200C)**Applies to AFM4522**

Ref	Part No.	Part Description	Comments	Revision
	dwg10219	Drawing Image Number		
	810-200C	CYL 2.5X8X1.12 ROD (TIE)1 PIN		
1.	5M4124	MW TUBE 3 X 16 CYLINDER		
2.	2M4422	MW ROD 1-1/4 DIA. X 16 STROKE		
3.	1M6010	MW CLEVIS STD. DUTY		
4.	2A0012	MW NUT CLEVIS & TIE ROD		
5.	2A0006	MW CAPSCREW		
6.	7M4324	MW TIE ROD 3 X 16 CYLINDER		
7.	2A0014	MW TIE ROD NUT		
8.	3M4410	MW HEAD CAP 3X1-1/4 RD 9/16SAE		
9.		O-RING	Only found in seal kit 19	
10.		BACK-UP	Only found in seal kit 19	
11.		WIPER SEAL	Only found in seal kit 19	
12.		O-RING	Only found in seal kit 19	
13.	4M4104	MW PISTON 3" DIA.		
14.	6M4152	MW BASE 3 X 9/16 SAE		
15.	2A0024	MW PISTON NUT 1"-14		
16.		BACK-UP	Only found in seal kit 19	
17.	2A0208	MW CLEVIS PIN		
18.	2A0132	MW PIN CLIP		
19.	810-210C	SEAL KIT MW 2.5 CYL 3A3102		Rev. 2

Label Placement

Applies to AFM4522



15409

Label Placement**Applies to AFM4522**

Ref	Part No.	Part Description	Comments	Revision
	dwg15409	Drawing Image Number		
	315-359A	AFM4522 DECAL PACKAGE		
1.	818-922C	DECAL AFM4522-BROWN	(S/N 253841+) Beige Unit	Rev. 2 not compat. w/Rev.1
1.	848-326C	DECAL AFM4522 - GOLD	Orange Unit	
1.	818-698C	DECAL AFM4522	(S/N 253840-)	Rev. 1
2.	818-230C	DECAL RED REFLECTOR		
3.	818-229C	DECAL AMBER REFLECTOR		
4.	818-138C	DECAL GREASE EVERY 25 HOURS		
5.	818-555C	DECAL DANGER ROTATE BLADE		
6.	818-045C	DECAL WARNING PINCH PT/CRUSH		
7.	818-556C	DECAL DANGER THROWN OBJ CUTTER		
8.	818-298C	DECAL GREASE 25HRS BLACK/WHITE		
9.	818-552C	DECAL DANGER PTO DRIVELINE		
10.	818-558C	DECAL WARNING GEN SAFE MOWER		
11.	818-339C	DECAL WARNING HIGH PRESSUR SML		
12.	818-019C	DECAL WARNING NEG TONGUE WT		
13.	818-557C	DECAL DANGER CANNOT READ ENG	(S/N 253840-)	
14.	818-561C	DECAL DANGER RAISED WING HAZAR		
15.	818-488C	DECAL PTO MAINTENANCE CV		
16.	818-353C	DECAL CAUTION TRANSP LOCK DISE		
17.	818-190C	DECAL FLAG		
18.	818-130C	DECAL CAUTION 540 RPM		
19.	818-560C	DECAL NOTICE TO OWNER-NO WARRA		
20.	818-351C	DECAL CAUTION TRANSP LOCK ENGD		
21.	818-187C	DECAL DANGER DRIVELINE SHIELD		
22.	818-337C	DECAL WARNING 20 MPH TRANS SML		
23.	818-894C	DECAL LP W/TREE 16" - 3 COLOR	(S/N 253841+) Beige Unit	
23.	838-962C	DECAL LP 13" W/TREE BROWN/GOLD	Orange Unit	
23.	818-165C	RPBY 838-036C	(S/N 253840-)	Rev. 2 not compat. w/Rev.1
24.	818-680C	DECAL IMPORTANT - SLIP CLUTCH	(S/N 253840-)	Rev. 1
25.	818-237C	DECAL CAUT V-BELT INST. 90 CW		
26.	838-036C	DECAL LANDPRIDE 6"- BEIGE	(S/N 253841+)	Rev. 2
26.	818-165C	LP LOGO SMALL BUCKSKIN	(S/N 253840-)	Rev. 1
27.	818-543C	DECAL DANGER PD GUARD MISS SML	(S/N 253841+) Beneath all belt guards	
28.	838-289C	DECAL 2 YEAR GEARBOX WARRANTY		



Part Number Index

The Part Number Index is a numeric index of all part numbers included in this manual. The index shows what page(s) the part is used on.

Part Number	Page	Part Number	Page	Part Number	Page	Part Number	Page
0.107.7100.01	57	070220	59	185836	27	310-252D	53, 55
0.140.1300.00	61, 69	070246	63, 65, 71, 73	186561	79, 81	310-256D	35, 39
0.151.0300.00	61, 69	070247	63, 65, 71, 73	1874076	23	310-331D	43, 45, 47
0.151.2000.00	61	070248	63, 65, 71, 73	1874096	33	310-359D	53, 55
0.151.2001.00	69	070249	63, 65, 71, 73	1875076	23	312410	25
0.151.5201.00	61, 69	070250	63, 65, 71, 73	1875096	33	313-075S	15
0.151.6208.00	61, 69	070251	63, 65, 71, 73	1876074	21	315-027V	35, 39
0.195.0300.00	67, 75	070252	63, 65, 71, 73	1876094	31	315-037V	43
0.195.1300.00	67, 75	070253	63, 65, 71, 73	1877074	21	315-122D	35, 39
0.195.2000.00	67, 75	087276	25	1877094	31	315-186H	7, 11
0.195.5000.00	67, 75	087279	19, 29	1885703	21, 31	315-198H	11
0.195.6000.00	67, 75	090099	59	1885704	21, 31	315-245D	55
0.241.5001.00	57	090179	63, 65, 71, 73	1885709	21, 31	315-246D	55
0.242.2101.00	57	090180	63, 65, 71, 73	1886010	23, 33	315-247D	55
0.242.7200.00	57	090181	63, 65, 71, 73	1886011	23, 33	315-247S	13
0.256.1314.00	57	090182	63, 65, 71, 73	1886013	23, 33	315-248D	55
0.257.0505.00	57	090183	63, 65, 71, 73	1886014	23, 33	315-274H	9
0.257.1742.00	57	090184	63, 65, 71, 73	196839	19, 29	315-303H	7
0.257.1743.00	57	090185	63, 65, 71, 73	1A1141	87	315-304H	45, 47
0.259.7525.00	67, 75	090186	63, 65, 71, 73	1D0005-1450	83	315-304H82	45, 47
0.267.4212.00	57	090187	63, 65, 71, 73	1D0009-1450	87	315-305H	43
0.278.7103.00	67, 75	090188	63, 65, 71, 73	1D0205-1662	87	315-305H82	43
0.286.7100.00	61, 69	090341	65, 73	1D0206-1675	83	315-306H	45, 47
010175	63, 71	095762	19	1D1003-5	83	315-306H82	45, 47
010180	59	1.195.7100.00	67, 75	1D1013-5	87	315-307H	55
010252	65, 73	10-097	53, 55	1D1155-17	83	315-307H82	55
013377	29	100001	63, 65, 71, 73	1D1159-7	87	315-308H	55
019519	25	1004220	21, 23, 31, 33	1D1224-7	87	315-308H82	55
020164	59	1004224	21, 23, 31, 33	1D1401-250	83	315-309H	7
020166	59	1004227	21, 31	1D1401-350	87	315-310H	49, 55
020224	63, 65, 71, 73	1006020	21, 23, 31, 33	1D1505-3	83	315-310H82	49
020225	63, 65, 71, 73	1016010	21, 23, 31, 33	1D1551-16275	83	315-311H	49, 55
020614	19, 29	1016017	21, 31	1D1551-16300	87	315-311H82	49
020617	25	110009	63, 65, 71, 73	1M6010	85, 89, 91	315-312H	49
020672	25	110192	63, 65, 71, 73	200-001D	15	315-312H82	49
020692	27	1116010	21, 23, 31, 33	200-004D	15	315-313H	49
030456	63, 65, 71, 73	120050	63, 65, 71, 73	200-036V	15	315-314H	53, 55
030457	63, 65, 71, 73	120126	59	200000	63, 65, 71, 73	315-315H	55
030467	59	1215733	21, 31	200140	63, 65, 71, 73	315-316S	35, 39
030512	59	1215735	21, 31	200141	59, 63, 65, 71, 73	315-317H	35, 39
040335	63, 71	123-004D	35, 39	200142	59	315-319H	35, 39
040343	59	130006	63, 65, 71, 73	240280	63, 65, 71, 73	315-320H	11
040345	59	130028	63, 65, 71, 73	294753	81	315-321H	11
040491	65, 73	130146	59	2A0006	85, 89, 91	315-322H	55
041315	19, 29	130556	79	2A0012	85, 89, 91	315-322H82	55
041318	19, 29	130560	81	2A0014	85, 91	315-323H	55
041368	27	134953	79	2A0016	89	315-323H82	55
043487	27	135995	79	2A0024	85, 89, 91	315-324H	9
043489	27	140000	63, 65, 71, 73	2A0079-616	83, 87	315-325H	11
044215	19	140004	59	2A0132	85, 89, 91	315-326H	11
044321	19, 21, 23, 25, 29, 31, 33	140017	63, 65, 71, 73	2A0208	85, 89, 91	315-327H	53
044444	19, 29	140033	63, 71, 73	2A0235-6	83, 87	315-327H82	53
045560	27	140047	63, 65, 71, 73	2A0236-9	87	315-328H	53
045790	27	140055	59	2A0246-12	83	315-328H82	53
045793	27	1497	77	2A0308-1	83, 87	315-329H	45, 47
047825	27	1526084	21, 23	2A0578-1675	83	315-329H82	45, 47
050170	59, 63, 65, 71, 73	1526104	31	2A0581-1725	87	315-336H	17
050172	59, 63, 65, 71, 73	1526121	33	2M4418	85	315-337S	15
050184	29	1528084	21, 23	2M4422	91	315-343S	53, 55
050195	63, 65, 71, 73	1528104	31	2M5418	89	315-344S	55
050197	63, 65, 71, 73	1528121	33	304149	27	315-359A	93
051551	27	168556	27	310-041D	43, 45, 47	315-369H	9
053330	19, 27, 29	1706027	21, 23, 31, 33	310-049D	35, 39	315-374H	35, 39
060127	63, 65, 71, 73	1706029	21, 23, 31, 33	310-094H	35, 39	315-383H	55
060128	63, 65, 71, 73	172-242D	36, 40	310-095H	35, 39	315-384H	53, 55
060133	59	172758	25	310-228D	35, 39	315-426S	40
060134	59	1786008	23, 33	310-236H	35	315-427S	35
070218	59	1786009	23, 33	310-248D	35, 39, 40	315-448H	17
070219	59	1786710	21, 31	310-250D	49	315-451H	9
		1786711	21, 31	310-251D	53, 55	315-456E	15

Table of Contents Part Number Index



Part Number Index (continued)

Part Number	Page	Part Number	Page	Part Number	Page	Part Number	Page
315-457E	15	401-372D	9	802-062C	43, 45, 47	804-019C	9
315-461A	15	491668	79	802-079C	77	804-021C	11, 43, 45, 47
315-478D	43	491742	81	802-091C	43, 45, 47, 53, 55	804-022C	35, 39, 43, 45, 47
315-487D	7	492107	53, 55	802-095C	9	804-023C	9
315-492D	77	492218	79	802-099C	15	804-024C	9
315-508H	11	492282	81	802-114C	53, 55	804-025C	53, 55
315-509H	11	492650	79	802-115C	7, 11	804-028C	7, 9, 11
315-511H	9	492652	81	802-125C	53, 55	804-029C	7, 11, 43, 45, 47
315-564D	11	492688	79	802-135C	15, 36, 40	804-055C	15
315-566D	45, 47	492699	79	802-152C	7, 11	804-077C	17
315-728D	11	492711	79	802-159C	59	804-113C	17
315-729D	53	492721	81	802-160C	35, 39	805-004C	7, 77
315-730D	35, 39	492722	81	802-172C	11	805-015C	53, 55
315-730D82	35, 39	492870	81	802-203C	43, 45, 47	805-016C	15
315-732D	36, 39	494768	79	802-205C	9	805-017C	7, 11, 43, 45, 47
315-733D	53	4M4104	85, 91	802-207C	43, 45, 47	805-045C	7, 53, 55
315-734D	43, 45, 47	4M5102	89	802-226C	17	805-065C	53
315-735D	35	518081	53, 55	802-235C	9	805-077C	9
315-736D	17	5M4120	85	802-240C	35, 39	805-096C	77
315-737D	7, 11	5M4124	91	802-258C	17	805-109C	11
315-743D	77	5M5120	89	802-280C	9	805-131C	7, 11
315-753D	9	6331070	21, 31	802-283C	9	805-136C	11
315-754D	9	6331080	21, 23, 31, 33	802-306C	35, 39	805-143C	11
315-768D	53, 55	645004	79	802-308C	77	807-023C	77
315-800D	36, 40	645599	81	802-329C	35, 39	807-026C	7, 11
315-801D	40	6560508	21, 23, 31, 33	802-345C	45, 47	807-050C	35, 39
315-802D	36	6M4152	85, 91	802-360C	9	807-068C	35, 39
315-803D	36, 40	6M5152	89	802-384C	35, 39, 40	807-121C	45, 47
315-804D	40	7M4320	85	802-408C	45, 47	808-106C	35, 39
315-805D	36	7M4324	91	802-447C	36	808-107C	35, 39
315-806D	36, 40	7M5320	89	802-451C	77	808-231C	35, 39, 43, 45, 47
315-822D	15	8.0.1.00870	57, 61, 69	802-551C	45, 47	808-337C	35, 39, 43, 45, 47
315-867D	11	8.0.9.00024	61, 69	802-567C	35, 39	810-015C	85
316201	25	8.0.9.00026	57, 61, 67, 69, 75	802-689C	17	810-146C	87
317189	19, 27, 29	8.0.9.00102	67, 75	8026	77	810-149C	89
338531	27	8.1.1.00045	57	803-005C	43	810-177C	83
339107	19, 29	8.1.1.00073	57	803-006C	49, 77	810-178C	83
341586	25	8.1.1.00343	61, 69	803-007C	7, 11, 45, 47	810-200C	77, 79, 91
341953	27	8.1.1.00501	67, 75	803-011C	7, 11	810-200c	7
342221	25	8.2.2.01144	61, 67, 69, 75	803-013C	45, 47, 49	810-210C	91
355154	19, 29	8.3.2.00409	61, 67, 69, 75	803-014C	35, 39, 53, 77, 79	810-312C	11, 77, 81, 83, 85
355155	25	8.3.3.00384	57	803-017C	15	810-362C	11, 77, 87, 89
365305	19, 25, 29	8.3.6.00020	57	803-018C	35, 39	811-065C	77
365722	25	8.4.1.00021	57	803-019C	15	811-170C	77
377235	19, 29	8.4.1.01141	61, 69	803-020C	17, 35, 39, 43, 45, 47, 53, 55, 81	811-394C	77
377240	19, 29	8.4.7.00516	61, 67, 69, 75	803-022C	43, 45, 47	811-441C	77
377336	25	8.5.1.00005	57	803-024C	35, 39	811-443C	77
380371	19, 25, 29	8.5.1.00680	61, 67, 69, 75	803-027C	9	811-444C	77
380882	25	8.5.2.00131	61, 67, 69, 75	803-029C	15	811-445C	77
380907	25	8.5.3.00955	67, 75	803-029C	15	811-447C	77
381495	27	8.6.5.00006	57, 61, 67, 69, 75	803-037C	43, 45, 47	811-495C	77
381908	25	8.6.7.00269	73	803-038C	9, 45, 47	814-118C	53, 55
381957	27	8.7.0.00744	61, 67, 69, 75	803-038C	9, 45, 47	814-149C	15
383231	25	8.7.3.00027	61, 69	803-053C	53, 55	814-150C	15
383333	19, 29	8.7.3.00055	57, 61, 67, 69, 75	803-095C	43, 45, 47	815-104C	53, 55
383334	19, 29	8.7.3.00071	57	803-148C	9	816-014C	53, 55
385954	25	8.7.3.00081	67, 75	803-159C	53, 55	816-017C	15, 35, 39
386083	25	800-001C	53, 55	803-169C	53, 55	816-035C	15
390186	25	800-060C	77	803-198C	53, 55	816-101C	35, 39
390742	19	800-080C	7, 11, 45, 47	803-231C	36, 39	816-168C	35, 39
390743	19	800-099C	35, 39	803-293C	43	816-504C	9
390744	29	800-157C	35, 39, 51	803-308C	35, 39	817-049C	49
390745	29	800-193C	51	803-346C	35, 39	817-050C	43, 45, 47
391403	19	800-372C	35, 39, 51	804-006C	9, 43, 49, 77	817-259C	36, 39
392120	29	801-018C	43	804-007C	9	818-019C	93
392121	29	801-023C	36, 40, 79, 81	804-009C	59	818-045C	93
392122	29	801-032C	51	804-012C	77	818-055C	43
392123	19	802-005C	43, 49	804-013C	77	818-130C	93
392124	19	802-017C	49	804-015C	17, 35, 39, 43, 45, 47, 53, 55	818-138C	93
3M4410	85, 91	802-034C	17, 35, 39	804-016C	17, 35, 39, 43, 45, 47, 53, 55	818-165C	93
3M5410	89	802-060C	9			818-187C	93



Part Number Index (continued)

Part Number	Page	Part Number	Page
818-190C	93	890-705C	35
818-229C	93	990-109R	51
818-230C	93	A.244.500	69
818-237C	93	A.248.500	61, 67, 69, 75
818-298C	93	A.259.500	57
818-337C	93	A244.501	61, 67, 75
818-339C	93	BO-47	53, 55
818-351C	93	dwg10219	91
818-353C	93	dwg11787	57
818-488C	93	dwg12345	81
818-540C	21, 23, 25, 31, 33	dwg12760	69
818-543C	93	dwg13714	61
818-552C	21, 23, 25, 31, 33, 93	dwg13812	25
818-555C	93	dwg15242	85
818-556C	93	dwg15320	45
818-557C	93	dwg15322	55
818-558C	93	dwg15323	39
818-560C	93	dwg15324	11
818-561C	93	dwg15342	7
818-680C	93	dwg15343	35
818-698C	93	dwg15344	43
818-894C	93	dwg15346	53
818-922C	93	dwg15358	47
822-020C	15, 35, 39	dwg15359	49
822-021C	15, 35, 39	dwg15360	9
822-030C	53, 55	dwg15361	15
822-033C	15, 35, 39	dwg15365	13
822-034C	15, 35, 40	dwg15387	23, 33
822-080C	53, 55	dwg15388	29
822-161C	36, 40	dwg15389	19
822-166C	67, 75	dwg15390	17
822-176C	36, 40	dwg15409	93
826-097C	17, 57	dwg15428	51
826-121C	45, 69	dwg15572	83
826-122C	43, 47, 61	dwg15672	77
826-143C	17, 25	dwg15674	27
826-192C	17, 19	dwg15704	87, 89
826-193C	17, 29	dwg15934	71
826-194C	17, 21, 23	dwg16074	21, 31
826-195C	17, 31, 33	dwg16506	63
826-205C	43, 47, 63	dwg18259	59
826-206C	45, 71	dwg18641	65
826-274C	17, 59	dwg18948	73
826-295C	43, 47, 65	dwg19549	75
826-296C	45, 73	dwg19550	67
826-326C	45, 75	dwg25901	79
826-326C82	45	N/A	79, 81, 89
826-327C	43, 47, 67	TR-412	53, 55
826-327C82	43, 47	U0.195.7101.00	67, 75
838-036C	93		
838-289C	93		
838-962C	93		
839-114C	36, 40		
848-326C	93		
890-068C	53, 55		
890-118C	9		
890-122C	45, 47		
890-182C	9		
890-202C	53, 55		
890-205C	39		
890-223C	39		
890-266C	51		
890-332C	13		
890-337C	13		
890-338C	13		
890-533C	39		
890-534C	35		
890-535C	35		
890-536C	35		
890-704C	39		

This Page Intentionally Left Blank



Great Plains Manufacturing, Inc.

Corporate Office: P.O. Box 5060
Salina, Kansas 67402-5060 USA

www.landpride.com

Free Manuals Download Website

<http://myh66.com>

<http://usermanuals.us>

<http://www.somanuals.com>

<http://www.4manuals.cc>

<http://www.manual-lib.com>

<http://www.404manual.com>

<http://www.luxmanual.com>

<http://aubethermostatmanual.com>

Golf course search by state

<http://golfingnear.com>

Email search by domain

<http://emailbydomain.com>

Auto manuals search

<http://auto.somanuals.com>

TV manuals search

<http://tv.somanuals.com>