

# Lanzar® OPTIDRIVE

# Lanzar® OPTIDRIVE OPTIMC90

**USER'S MANUAL**

700 WATT MOTORCYCLE/ATV/SNOWMOBILE MOUNT 4 CHANNEL AMPLIFIER  
W/DUAL HANDLEBAR MOUNT ALUMINUM DIECAST WEATHERPROOF  
SPEAKERS W/MP3/IPOD INPUT & USB CHARGER













1600 63rd Street • Brooklyn N.Y. 11204 • 718 535 - 1800 • FAX: 718 236 - 2400

**WWW.LANZAR.COM**

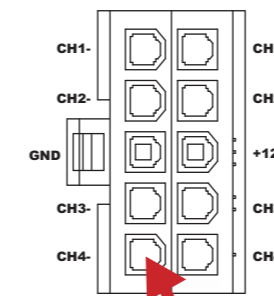

Congratulations on your purchase of this *Lanzar* OPTIDRIVE Series premier amplified speaker system. Like all *Lanzar* products, this motorcycle system has been thoroughly tested to ensure consistent, reliable performance under some rigorous conditions. Our systems were designed to withstand water, moisture, heat, and direct sun exposure. We pride ourselves in customer satisfaction. If you should have any questions regarding the installation and/or operation of your *Lanzar* OPTIDRIVE Series motorcycle speaker system, which is not covered in this manual, please contact your *Lanzar* Dealer or *Lanzar* Technical Support.

### What is Included?

Upon un-packing your new *Lanzar* OPTIDRIVE Series audio system, please check to ensure you have all the included parts.

Part # with Image	OPTIMC90	Part # with Image	OPTIMC90
<b>#1</b> 	(1) Pair of 350 Watt Stereo Chrome Speaker Enclosures with Speaker Wires	<b>#9</b> 	(1) 12 Volt Direct Plug, for Compatible Motorcycles
<b>#2</b> 	(1) Pair of Handlebar Speaker Enclosure "P" Shape Clamp	<b>#10</b> 	(1) USB Charger/ Power Source
<b>#3</b> 	(1) Pair of Handlebar Music Source Mount "Z" Shape Clamp	<b>#11</b> 	(1) Adjustable Rotary Volume Control 3.5 mm Interface
<b>#4</b> 	(1) Micro Stereo 4CH Amplifier (350 Watts x 2 Max Output Power)	<b>#12</b> 	(1) Black Industrial Velcro Adhesive Strips
<b>#5</b> 	(1) Universal chrome Handlebar Mp3/Audio Mount with (2) Black Industrial Velcro	<b>#13</b> 	(6) Black Wire Tie Lockable Straps
<b>#6</b> 	(1) Amplifier 12 Volt (-) Ground Blue Spade Terminal	<b>#14</b> 	(2) Screws for Speaker
<b>#7</b> 	(1) Amplifier 12 Volt (+) Blue Male Terminal Connector	<b>#15</b> 	(1) Screw, Washer and Nut for Amplifier
<b>#8</b> 	(1) Universal 12 Volt Wire Harness Connection		

### Installation Instructions:



### Specifications:

#### OPTIMC90

- 3" motorcycle speaker
- Frequency Response: 220Hz-21KHZ
- KAPTON voice coil
- 4 ohm Impedance
- SPL: 85 dB (1W/1M)
- Aluminum with shiny chromed Speaker housing, Dimensions: 3.25"(W)x3.25"(H)x4.375"(L)
- Micro amplifier with harness & universal mount included, Amp dimension: 3.5"(W)x1.375"(H)x3"(L)
- USB charge included, Dimensions: 2.5"(W)x1.75"(H)x1.5"(L)
- Radio/MP3 Mount Dimensions: 3.5"(L)x0.625"(W)x3.125"(H)

## Free Manuals Download Website

<http://myh66.com>

<http://usermanuals.us>

<http://www.somanuals.com>

<http://www.4manuals.cc>

<http://www.manual-lib.com>

<http://www.404manual.com>

<http://www.luxmanual.com>

<http://aubethermostatmanual.com>

Golf course search by state

<http://golfingnear.com>

Email search by domain

<http://emailbydomain.com>

Auto manuals search

<http://auto.somanuals.com>

TV manuals search

<http://tv.somanuals.com>