



MICRO
INNOVATIONS™

Quick Installation Guide

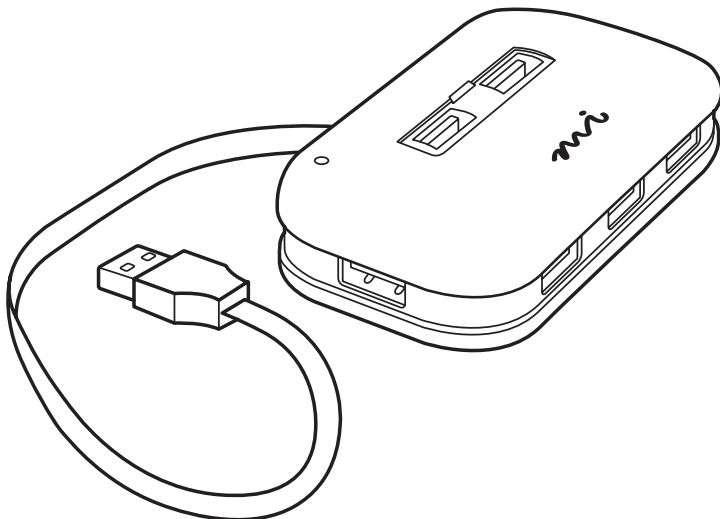
7-Port USB Hub (USB710P)

We supply (package contents):

- USB hub
- Quick installation guide
- Warranty

You supply (requirements):

- A computer with a USB port
- Windows® 2000, XP, or Vista™
- Mac® OS X v10.1 or higher



**For assistance, visit www.microinv.com or call toll free: 1-877-550-5534
Technical support hours: Monday - Friday 8:30am to 7:00pm EST.**

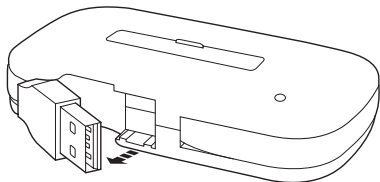
The Windows® name and logo are registered trademarks of Microsoft Corporation.
All brand and product names are trademarks or registered trademarks of their respective companies.



MICRO
INNOVATIONS™

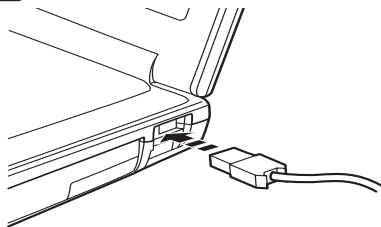
Quick Installation Guide

1



Release the USB connector.

2

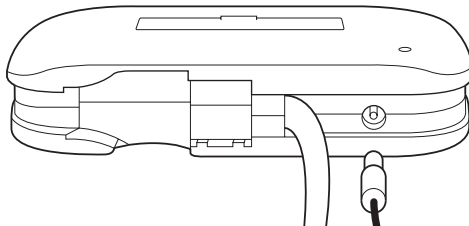





Connect the hub to an available USB port on your computer.

3

The hub is ready for connection to other USB devices.

Note:



A separate AC power adapter (not included) may be needed for devices requiring additional power such as printers, digital cameras, and scanners. Use an adapter with **Output: 5V DC** and these symbols:    There is a dedicated port on the hub for the power supply.

For assistance, visit www.microinv.com or call toll free: 1-877-550-5534
Technical support hours: Monday - Friday 8:30am to 7:00pm EST.

Free Manuals Download Website

<http://myh66.com>

<http://usermanuals.us>

<http://www.somanuals.com>

<http://www.4manuals.cc>

<http://www.manual-lib.com>

<http://www.404manual.com>

<http://www.luxmanual.com>

<http://aubethermostatmanual.com>

Golf course search by state

<http://golfingnear.com>

Email search by domain

<http://emailbydomain.com>

Auto manuals search

<http://auto.somanuals.com>

TV manuals search

<http://tv.somanuals.com>