

Measurement & Estimation

Pocket Chart



Includes:

- 40.5" w x 31.5" h Flame retardant pocket chart with 8 storage pockets
- 10 plastic rulers
- 125 double sided cards
 - meter stick card
 - yard stick card
 - one-foot cards
 - measurement unit and abbreviation cards
 - double-sided number cards
 - gallon set cards
 - picture cards
 - non-standard unit brick cards
 - measurement question cards

Explore mass, capacity, length and temperature with the measurement and estimation pocket chart. Discuss measurement units and what they represent, determine how many parts equal a whole, and learn the abbreviations for each measurement. Included are customary and metric measurements and double-sided cards for various customizable activities.

Nonstandard units of measurement











Brick cards are featured on the back side of the measurement term cards. Bricks can be used to measure items in nonstandard linear units of measurement. Estimate how many bricks would reach the chalkboard from the door. Align the bricks end to end to determine this length.

Gallon cards set

Included are realistic images of a gallon, quart, pint and cup to help students make real-life connections to measurement units. Cards of one gallon, four quarts, eight pints and sixteen cups demonstrate gallon conversions and equivalencies.

Picture cards

Give each student a picture card. Place the meter card in the top row of the pocket chart and the yard card in the third row. Measure the picture card with both rulers to determine its length. Remember to measure from the end of the card, not the picture. Cards are distinguished by standard and metric measurability.

	two shoes = 10" long each		pencil = 35 cm long
	carrot = 6" long		fork = 20 cm long
	snake = 14" long		flower = 32 cm long
	scissors = 8 1/4" long		long wavy balloon = 25 cm long
	cordless phone = 6 1/2" long		crayon = 10 cm long

Question cards

Sample measurement questions are provided. Custom questions can be created on the blank back side.

Length measurement units included:

Customary Units	Abbreviations	Metric Units	Abbreviations
yard	yd.	kilometer	km
mile	m.	meter	m
foot	ft.	decimeter	dc
inch	in.	centimeter	cm
		millimeter	mm

Mass measurement units included:

Customary Units	Abbreviations	Metric Units	Abbreviations
ounce	oz.	kilogram	kg
pound	lb.	gram	g
ton	T.	decigram	dg
		centigram	cg
		milligram	mg

Temperature measurement units included:

Customary Units	Abbreviations	Metric Units	Abbreviations
Fahrenheit	F	Celsius	C

Capacity measurement units included:

Customary Units	Abbreviations	Metric Units	Abbreviations
gallon	G	kiloliter	kl
quart	qt.	liter	l
pint	pt.	deciliter	dl
cup	c.	centiliter	cl
		milliliter	ml

Equivalency

Discuss how many parts make a whole for each type of measurement. Use the cards to express the following equations.

1 mile = 1,760 yards	1 kilometer = 1,000 meters	1 meter = 10 decimeters
1 mile = 5,280 feet	1 kilometer = 10,000 decimeters	1 meter = 100 centimeters
1 mile = 63,360 inches	1 kilometer = 100,000 centimeters	1 meter = 1,000 millimeters
1 yard = 3 feet	1 kilometer = 1,000,000 millimeters	1 decimeter = 10 centimeters
1 yard = 36 inches		1 decimeter = 100 millimeters
		1 centimeter = 10 millimeters
1 ton = 2,000 pounds	1 kilogram = 1,000 grams	1 gram = 10 decigrams
1 ton = 32,000 ounces	1 kilogram = 10,000 decigrams	1 gram = 100 centigrams
1 pound = 16 ounces	1 kilogram = 100,000 centigrams	1 gram = 1000 milligrams
	1 kilogram = 1,000,000 milligrams	1 decigram = 10 centigrams
		1 decigram = 100 milligrams
		1 centigram = 10 milligrams
1 gallon = 4 quarts	1 kiloliter = 1,000 liters	1 liter = 10 deciliters
1 gallon = 8 pints	1 kiloliter = 10,000 deciliters	1 liter = 100 centiliters
1 gallon = 16 cups	1 kiloliter = 100,000 centiliters	1 liter = 1000 milliliters
1 quart = 2 pints	1 kiloliter = 1,000,000 milliliters	1 deciliter = 10 centiliters
1 quart = 4 cups		1 deciliter = 100 milliliters
1 pint = 2 cups		1 centiliter = 10 milliliters

Chart set-up

Organize the chart by separating the cards and placing them in the appropriate pockets. This will help students focus on the pertinent measurement. Store the meter and yard cards in the large pocket on the back of the chart. Store the plastic rulers in the rulers pocket and the picture cards in the blank horizontal pocket on the front of the chart.

Note: For multiple uses of each card and to help prevent erasure of written notes, always use a wet-erase marker. To ensure that your marker doesn't leave a permanent mark, test it on the corner of a card. Use a damp cloth to remove marks. Cards will warp if saturated with water.

Also available from Learning Resources®:

- LER 0360 Liquid Measurement Set
- LER 1207 Gallon Measurement Set
- LER 2698 Magnetic Hooks



For a dealer near you, call:
(847) 573-8400 (U.S. & Int'l)
(800) 222-3909 (U.S. & Canada)
+44 (0)1553 762276 (U.K. & Europe)



© Learning Resources, Inc., Vernon Hills, IL (U.S.A.)
Learning Resources Ltd., King's Lynn, Norfolk (U.K.)
Please retain our address for future reference.
Made in China. LRM2284-GUD

www.LearningResources.com

Free Manuals Download Website

<http://myh66.com>

<http://usermanuals.us>

<http://www.somanuals.com>

<http://www.4manuals.cc>

<http://www.manual-lib.com>

<http://www.404manual.com>

<http://www.luxmanual.com>

<http://aubethermostatmanual.com>

Golf course search by state

<http://golfingnear.com>

Email search by domain

<http://emailbydomain.com>

Auto manuals search

<http://auto.somanuals.com>

TV manuals search

<http://tv.somanuals.com>