



- EI-2982 Magnetic Backgammon
- EI-2983 Magnetic Chinese Checkers
- EI-2984 Magnetic Snakes and Ladders
- EI-2985 TriWords
- EI-2988 Travel Blokus
- EI-2991 Touch Chess and Checkers
- EI-2980 Magnetic Chess
- EI-2981 Magnetic Checkers

Check out these games
for more on-the-go fun!



© 2006 Educational Insights, Inc., Rancho Dominguez, CA 90220 (USA).
All rights reserved. Conforms to ASTM F 963. Made in China.
Please retain this information.
CUSTOMER SERVICE: (800) 995-4436 M-F
www.educationalinsights.com



EI-2978
Ages 7 to adult

KABOODLE™

A caboodle of **100+** brainteasing puzzles!



WARNING:

CHOKING HAZARD—Small parts.
Not for children under three (3) years.

Educational
Insights®





A caboodle of **100+** brainteasing puzzles!

Kanoodle is a collection of fun, logical thinking puzzles. It's great for promoting children's spatial reasoning skills and developing their self-confidence with problem solving.



For adults, these puzzles help maintain lifetime cognitive function. Exercising the brain is great for all ages! More than 100 puzzles are included, which makes Kanoodle perfect for everyone from puzzle-loving children to puzzle-master adults. The small, portable case makes it easy to carry with you wherever you go.















2-D Puzzles


There are 6 levels of play for the 2-D (rectangle) games and 3 levels of play for the 3-D (pyramid) games, as well as some "Kanoodle quizzes" for both games. Levels 1 and 2 of the 2-D games are great for young children. As the levels increase, the puzzles become progressively more difficult. The 3-D puzzles are considerably more difficult than the 2-D puzzles, so it's a good idea to begin with the 2-D puzzles and work your way up in difficulty.



The Noodles

Every Kanoodle puzzle uses all 12 of the noodles (puzzle pieces). Each noodle is unique and designated with a letter. Each puzzle has a diagram, indicating where to place some of the noodles. Your challenge is to use the remaining noodles to fill in every remaining space on the board.

A 	B 	C 	D 	E 	F 
G 	H 	I 	J 	K 	L 



Why are some spaces colored?

In a 2-D game, colored spaces with letters indicate which noodles you should use and where to place them to set up the problem.

Do not move noodles once you have placed them into position according to the diagram.

Use only the remaining noodles to fill in the empty spaces.


Kanoodle Puzzle Levels for the 2-D Puzzles:

Level	Description of difficulty
1 Pro	Easy – best for very young children
2 Super Pro	Simple – still fairly easy, a good challenge for younger kids who have mastered level 1
3 Champ	Moderate – a bit more challenging and a good place for an adult or more experienced puzzler to begin
4 Whiz	Difficult – a brain workout
5 Expert	Very Difficult – extremely rewarding to complete one of these
6 Genius	Advanced – Wow! We're impressed if you can solve level 6.


Playing 2-D Games

1. Remove the 12 noodles from the case and put them on the tray (see figure 1).
2. Turn to 2-D puzzle 1, Level 1 (see figure 2). Place the 11 noodles on the board, exactly as shown in the picture (see figure 3).
3. Fill up the empty space with the last noodle (see figure 4). You've completed your first Kanoodle puzzle!

Repeat steps 1-3 for the puzzles on the following pages. It's best to begin with the easier levels and work your way up to the higher levels as you gain proficiency. After you have solved all the 2-D puzzles and the 2-D Kanoodle Quiz, you are ready to start the 3-D pyramid games.



Choose your puzzle.



Set up the puzzle.



Solve the puzzle.

2-D
Level

1



Put 11 noodles on the board as shown in each puzzle. Do not move noodles that are in position. To solve the puzzle, fill up the last space with the twelfth noodle.

2-D
Level

1



Put 11 noodles on the board as shown in each puzzle. Do not move noodles that are in position. To solve the puzzle, fill up the last space with the twelfth noodle.

2-D
Level


1



Put 11 noodles on the board as shown in each puzzle. Do not move noodles that are in position. To solve the puzzle, fill up the last space with the twelfth noodle.

2-D
Level

2




Put 10 noodles on the board as shown in each puzzle. Do not move noodles that are in position. To solve the puzzle, fill up the remaining spaces with the last 2 noodles.

2-D
Level



2



Put 10 noodles on the board as shown in each puzzle. Do not move noodles that are in position. To solve the puzzle, fill up the remaining spaces with the last 2 noodles.

2-D
Level



2




Put 10 noodles on the board as shown in each puzzle. Do not move noodles that are in position. To solve the puzzle, fill up the remaining spaces with the last 2 noodles.

2-D
Level



Put 9 noodles on the board as shown in each puzzle. Do not move noodles that are in position. To solve the puzzle, fill up the remaining spaces with the last 3 noodles.

2-D
Level



Put 9 noodles on the board as shown in each puzzle. Do not move noodles that are in position. To solve the puzzle, fill up the remaining spaces with the last 3 noodles.

2-D
Level



3




Put 9 noodles on the board as shown in each puzzle. Do not move noodles that are in position. To solve the puzzle, fill up the remaining spaces with the last 3 noodles.

2-D
Level



4





Put 8 noodles on the board as shown in each puzzle. Do not move noodles that are in position. To solve the puzzle, fill up the remaining spaces with the last 4 noodles.

2-D
Level



4





Put 8 noodles on the board as shown in each puzzle. Do not move noodles that are in position. To solve the puzzle, fill up the remaining spaces with the last 4 noodles.

2-D
Level



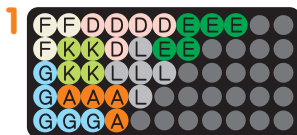


4




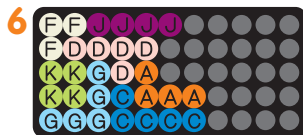

Put 8 noodles on the board as shown in each puzzle. Do not move noodles that are in position. To solve the puzzle, fill up the remaining spaces with the last 4 noodles.

2-D
Level







Put 7 noodles on the board as shown in each puzzle. Do not move noodles that are in position. To solve the puzzle, fill up the remaining spaces with the last 5 noodles.

2-D
Level




Put 7 noodles on the board as shown in each puzzle. Do not move noodles that are in position. To solve the puzzle, fill up the remaining spaces with the last 5 noodles.

2-D
Level





Put 7 noodles on the board as shown in each puzzle. Do not move noodles that are in position. To solve the puzzle, fill up the remaining spaces with the last 5 noodles.

2-D
Level



Put 6 noodles on the board as shown in each puzzle. Do not move noodles that are in position. To solve the puzzle, fill up the remaining spaces with the last 6 noodles.

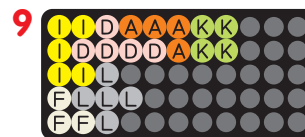
2-D
Level



6

Put 6 noodles on the board as shown in each puzzle. Do not move noodles that are in position. To solve the puzzle, fill up the remaining spaces with the last 6 noodles.


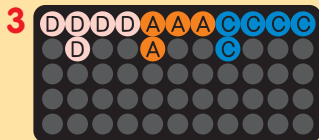
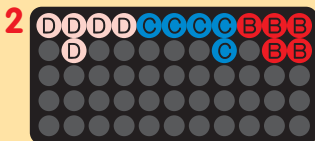
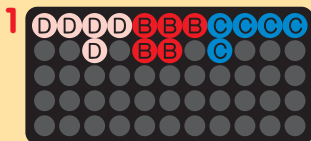
2-D
Level



6

Put 6 noodles on the board as shown in each puzzle. Do not move noodles that are in position. To solve the puzzle, fill up the remaining spaces with the last 6 noodles.

2-D Kanoodling Quiz: Solve these 4 challenging puzzles.



Now you are ready to go on to the 3-D pyramid puzzles!



3-D Pyramid Puzzles

When you are solving pyramid puzzles, noodles may be stacked horizontally or vertically! Figures 1-9 show just some examples of the way noodles may be placed on the board; you'll have to figure out the rest on your own!



Fig-1



Fig-2



Fig-3



Fig-4



Fig-5



Fig-6



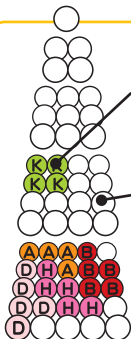
Fig-7



Fig-8



Fig-9



Do not move noodles that you have placed into position according to the diagram.

Use the remaining noodles to fill in the empty spaces.

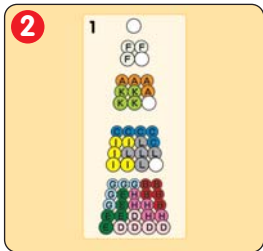
Challenge Levels for the Pyramid Puzzles:

Level	Description of difficulty
1 Whiz	Moderate to Difficult – this is a brain workout
2 Expert	Very Difficult – extremely rewarding to complete one of these
3 Genius	Advanced – Wow! We're impressed if you can solve level 3 pyramids.

Instructions for 3-D (pyramid) puzzles

1. Remove the 12 noodles. Turn the box over so the pyramid puzzle board faces upward (see figure 1).
2. Turn to 3-D Level 1, Puzzle 1 (see figure 2). Using the diagram to guide you, put the 11 noodles on the board (see figure 3).
3. Complete the pyramid shape with the last noodle. When you have built a 5-level pyramid, the puzzle is solved!

Repeat steps 2-3 for the remaining puzzles. After completing level 1, go on to levels 2 and 3. Then tackle the 3-D Kanoodle Quiz!



Choose your puzzle.



Set up the puzzle.



Solve the puzzle.

3-D
Level



Put 11 noodles on the puzzle board as shown here. Then place the 1 remaining noodle to complete the pyramid.

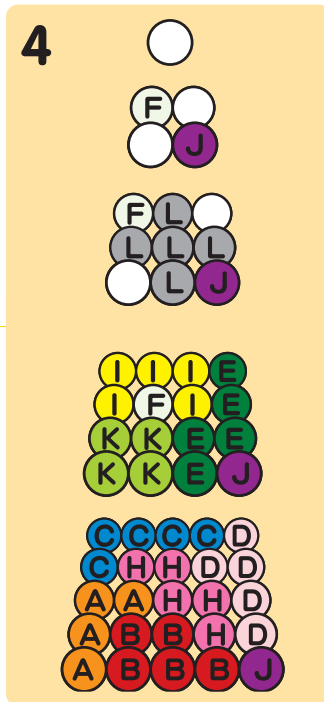
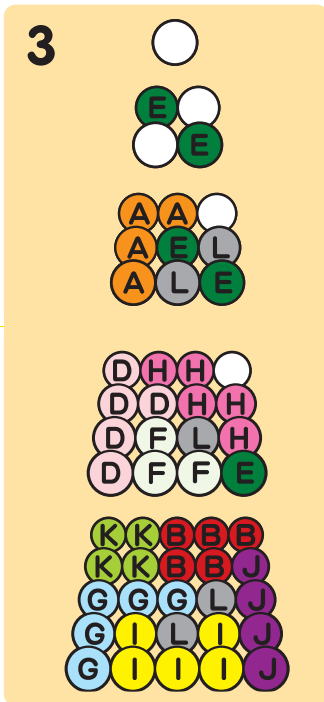
1

2

3-D
Level



Put 11 noodles on the puzzle board as shown here. Then place the 1 remaining noodle to complete the pyramid.



3-D
Level

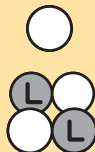
1

Put 11 noodles on the puzzle board as shown here. Then place the 1 remaining noodle to complete the pyramid.

5



6



3-D
Level



1

2

3

4

5

6

Put 10 noodles on the puzzle board as shown. Then place the 2 remaining noodles into position to complete the pyramid.

3-D
Level



1

2

3

4

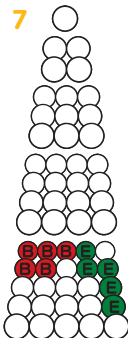
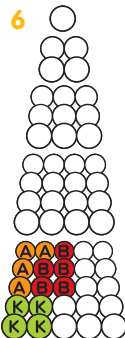
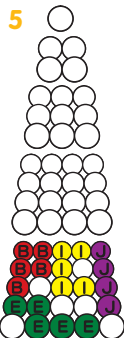


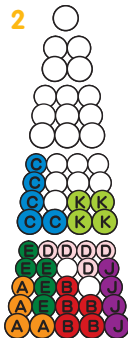

5

6

Put 9 noodles on the puzzle board as shown. Then place the 3 remaining noodles into position to complete the pyramid.

Congratulations!

You've made it to the 3-D Kanoodle Quiz! Solve the following 7 final puzzles and you're a Kanoodle Champ!



Free Manuals Download Website

<http://myh66.com>

<http://usermanuals.us>

<http://www.somanuals.com>

<http://www.4manuals.cc>

<http://www.manual-lib.com>

<http://www.404manual.com>

<http://www.luxmanual.com>

<http://aubethermostatmanual.com>

Golf course search by state

<http://golfingnear.com>

Email search by domain

<http://emailbydomain.com>

Auto manuals search

<http://auto.somanuals.com>

TV manuals search

<http://tv.somanuals.com>