



Leica CM1510 S

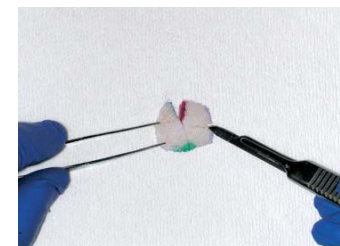
The Economic Cryostat
for Routine Histology

Leica
MICROSYSTEMS


Compact Dimensions, High Specimen Throughput, Excellent Cost-Performance Ratio

The new Leica CM1510 S is a cryostat which reliably meets all demands in routine cryomicrotomy and excels by outstanding economic efficiency: a very attractively priced instrument which leaves no desires open in its class; compact dimensions – especially advantageous in laboratories where space is limited; high specimen throughput for rapid and efficient performance, and a proven track record of reliability. And of course – just as any other Leica product – the Leica CM1510 S offers exemplary safety standards and is capable of fulfilling even the most exacting operator requirements for excellent ergonomics.

The Leica CM1510 S is the best value cryostat available for Mohs surgery. Mohs micrographic surgery is a means of excising skin cancers in layers, rapidly freezing and cutting thin sections of the frozen tissue samples, and examining the sections microscopically until a layer is reached that is free of tumor.



Precise and fast cryo-embedding with the new Cryoembedding System by Dr. Stephen Peters.*



Fast: Motorized coarse feed

The motorized coarse feed enables rapid trimming. Two different speed settings in each direction for improved efficiency.

Comfortable: The handwheel

To ensure protection against injury when changing specimens and/or knives, the smooth-running handwheel is lockable in the upper position.




Knife holder CN* for standard microtome knives

The CN knife holder is equipped with a high-quality glass anti-roll plate, as is



the CE knife holder. The edges of the glass insert are manufactured using a special procedure to make them more durable and fracture-resistant. All four edges of the insert can be used.




Rapid: The specimen orientation

The easy-to-use specimen orientation system produces top quality sections – even of critical samples such as skin – in a minimum of time.

Powerful: The quick-freezing shelf

The actively cooled quick-freezing shelf (-45 °C) with heat extractor allows extremely fast specimen freezing. A manual defrost cycle can be activated whenever necessary.



Spacious: The stainless steel cryochamber

The perfectly illuminated and insulated cryochamber is easily accessible through a heated sliding window. Ample space is provided for convenient specimen handling.

Characteristics of the Leica CM1510 S

- Splash-protected high precision microtome
- Specimen orientation
- Motorized coarse feed in two different speeds
- Cryochamber temperature 0 °C to -30 °C
- Automated and manual cryochamber defrost cycle
- Actively cooled quick freezing shelf, lowest possible temperature -45 °C, with manual defrost on demand
- Illuminated cryochamber
- Heated sliding window, removable
- Compact dimensions
- Cryocabinet on rollers

Functional: The CE* knife holder

The lateral displacement feature of the CE knife holder for disposable blades allows the use of the whole blade length. The integrated glass anti-roll guide is automatically carried along when displacing the knife holder. The CE knife holder is ideally suited for cutting serial sections of up to 3 µm in thickness.

* Optional accessories

Leica CM1510 S – Technical specification

Section thickness selection: 1 to 60 µm:
 in 1-µm steps from 1 to 10 µm
 in 2-µm steps from 10 to 20 µm
 in 5-µm steps from 20 to 60 µm

Maximum specimen size: 55 mm Ø

Total horizontal specimen feed: 25 mm

Total vertical specimen stroke: 59 mm

Specimen orientation: with 0-positioning,
 8° x/y, part of standard delivery

Trimming: via motorized coarse feed

Motorized coarse feed: 2 speed settings:
 rapid: 0.65 mm/sec
 slow: 0.3 mm/sec

Refrigerating capacity:

Temperature selection range: 0 °C to -30 °C

Time required to refrigerate to -30°C: approx. 3 h
 at 22 °C ambient temperature

As confirmed by the successful c-CSA-us certification, the Leica CM1510 S has been designed and manufactured in compliance with UL, CSA and IEC requirements.

State-of-the-art development, manufacturing and quality control

Chamber defrosting: automatic hot gas defrosting cycle;
 duration: 8 min. Starting time
 freely programmable;
 manual defrost cycle on demand

Temperature
 of quick freeze shelf: max. -45 °C
 at a cryochamber temperature of -30 °C

Quick freeze
 shelf defrosting: manual defrost cycle on demand

Cryocabinet:

Dimensions (W x H x D): 680 x 1175 x 680 mm

Weight (incl. microtome): 120 kg


procedures – certified under DIN EN ISO 9001 – ensure highest quality and reliability.

A wide range of accessories available on request.

Technical specification subject to change without prior notice.

For further information please contact your local Leica sales company

Australia:	Gladesville/NSW	Phone +61 2 9897 9700	Fax +61 2 9817 8358
Austria:	Vienna	Phone +43 1 486 80 50	Fax +43 1 486 80 50 30
Canada:	Richmond Hill/Ontario	Phone +1 905 762 2000	Fax +1 905 762 8937
Denmark:	Herlev	Phone +45 4454 0101	Fax +45 4454 0111
France:	Rueil-Malmaison Cedex	Phone +33 1 4732 8585	Fax +33 1 4732 85 86
Germany:	Bensheim	Phone +49 6251 136 0	Fax +49 6251 136 155
Italy:	Milan	Phone +39 0257 486.1	Fax +39 0257 40 3273
Japan:	Tokyo	Phone +81 3 5435 9603	Fax +81 3 5435 9615
Korea:	Seoul	Phone +82 2 514 6543	Fax +82 2 514 6548
Netherlands:	Rijswijk	Phone +31 70 4132130	Fax +31 70 4132139
People's Republic of China:	Hong Kong	Phone +852 2 564 6699	Fax +852 2 564 4163
Portugal:	Lisbon	Phone +351 1 388 9112	Fax +351 1 385 4668
Singapore:	Singapore	Phone +65 6779 7823	Fax +65 6773 0628
Spain:	Barcelona	Phone +34 93 494 9530	Fax +34 93 494 9532
Sweden:	Sollentuna	Phone +46 8 6254 545	Fax +46 8 6254 510
Switzerland:	Glattbrugg	Phone +41 1 809 34 34	Fax +41 1 809 34 44
United Kingdom:	Milton Keynes	Phone +44 1 908 246246	Fax +44 1 908 609992
USA:	Bannockburn/Illinois	Phone +1 847 405 0123	Fax +1 847 405 0164



...and more than 100 national distributors.

Leica Microsystems Nussloch GmbH Telephone: (06224) 143-0
 Heidelberger Strasse 17-19 Fax: (06224) 143 200
 D-69226 Nussloch e-mail: histo_info@leica-microsystems.com

Download from www.Somanuals.com. All Manuals Search And Download.

Leica
 MICROSYSTEMS

Free Manuals Download Website

<http://myh66.com>

<http://usermanuals.us>

<http://www.somanuals.com>

<http://www.4manuals.cc>

<http://www.manual-lib.com>

<http://www.404manual.com>

<http://www.luxmanual.com>

<http://aubethermostatmanual.com>

Golf course search by state

<http://golfingnear.com>

Email search by domain

<http://emailbydomain.com>

Auto manuals search

<http://auto.somanuals.com>

TV manuals search

<http://tv.somanuals.com>