

Ceiling Cutout: 6 9/16" (167mm) Dia.

Reflector Trim		Frame-In Kit	Lamp			
C6T6W	CLW	Specular Clear, White Painted Flange.	C639T6E1	Electronic 120V	39W T6	Ceramic MH
	CLP	Specular Clear, Matching Flange.	C639T6E2	Electronic 277V	39W T6	Ceramic MH
	CCDW	Comfort Clear Diffuse, White Painted Flange.	C670T6E1	Electronic 120V	70W T6	Ceramic MH
	CCDP	Comfort Clear Diffuse, Matching Flange.	C670T6E2	Electronic 277V	70W T6	Ceramic MH
	CCZW	Champagne Bronze, White Painted Flange.	C615T6E1	Electronic 120V	150W T6	Ceramic MH
	CCZP	Champagne Bronze, Matching Flange.	C615T6E2	Electronic 277V	150W T6	Ceramic MH
			C615T6U	Magnetic 120V/277V	150W T6	Ceramic MH

Features

- Upper Reflector:** Clear anodized aluminum, 0.040" (16-ga.). Provides wide beam optics ideal for general lighting and wall washing.
- Downlight/Wall Washer Reflector:** Provides vertical surface wall washing and downlighting. Low brightness with 50° visual cut off to lamp and lamp image.
- Lamp Shield:** High-temperature glass as required by code, captive during re-lamping. Light diffusion provides exceptionally smooth beam.
- Socket Housing:** Galvanized steel, pre-wired with G12 pulse rated socket. Snaps onto upper reflector for secure attachment without tools; assures proper lamp alignment to optics for consistent performance.
- Mounting Frame:** 0.048" (18-ga.) galvanized steel. Vertical adjustment mechanism accommodates mounting to virtually any ceiling system using mounting bars (provided, or 1/2" EMT tubing (by others)). Single locking feature secures all adjustments. Alignment holes and markings allow fixture to be preset prior to installation.
- Mounting Ring:** 0.048" (18-ga.) galvanized steel. Designed for vertical adjustment from above or below for ceilings from 0" to 2" thick. Center-line notches allow consistent alignment of multiple fixtures.
- Mounting Bars:** 0.048" (18-ga.) pre-installed, telescoping bars extend to 30" long and lock securely into position. Built-in locking tabs provide positive attachment to common T-bar systems. Self-centering feature simplifies installation in 24" O.C. grid systems. Attaches to steel or wood joists without accessories.
- Trim Retention Springs:** Rust resistant springs secure reflector/housing for quick, tool-less installation.
- Ballast / Socket Housing / Cover Assembly:** Electronic, snaps onto junction box without tools for inspection and ballast replacement, accessible from below.
- Junction Box:** 0.048" (18-ga.) galvanized steel. UL listed for 8 No. 12 AWG, 90°C through branch circuit conductors. Allows inspection from below.
- Thermal Protector:** (Not Shown) Meets NEC and UL requirements. Do not install insulation above nor within 3" (76mm) of any part of the luminaire.

Electrical

Electronic Ballast: 120 or 277V, 50/60 Hz., enclosed, high power factor, T.H.D. <15%, thermally and transient protected, RMI/RFI complies with FCC Part 18 non-consumer equipment, shut-down circuit at end of lamp life, sound rating "A", -5°F (-20°F for 150W) minimum starting temperature, Type 1 outdoor rating.

Electrical (Cont.)

***150W Magnetic Ballast:** 120V/277V dual voltage, 60 Hz., enclosed and potted, HX-HPF circuit type, high power factor, sound rating "B", -20°F minimum starting temperature, Type 1 Outdoor rating.

Ballast	ANSI Code	Voltage	Max. Amps	Input Watts
39W MH	M130	120/277	0.39/0.17	44
70W MH	M139	120/277	0.67/0.29	78
150W MH	M142	120/277	1.40/0.60	169/166
* 150W MH	M142	120/277	3.70/1.60	180

Options and Accessories

Chicago Plenum: Consult Factory.

Labels

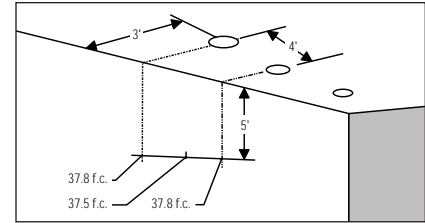
cULus (Suitable for Damp Locations), I.B.E.W.

For 150W, install fixtures with minimum spacing; 3 feet from center-to-center of adjacent luminaires, 3" from top of luminaire to overhead building member; 1 1/2 feet from luminaire center to side building member.

Job Information	Type:
Job Name:	
Cat. No.:	
Lamp(s):	
Notes:	

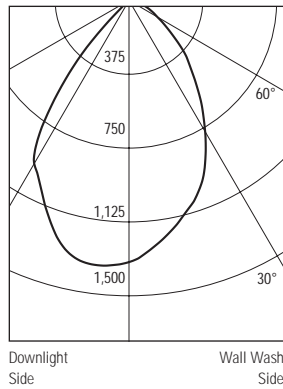
Lightolier a Genlyte company
 631 Airport Road, Fall River, MA 02720 • (508) 679-8131 • Fax (508) 674-4710
 We reserve the right to change details of design, materials and finish.
 © 2004 Genlyte Group LLC • B1204

LIGHTOLIER®



CANDLEPOWER DISTRIBUTION

39W T6 - PHILIPS, CERAMIC MH. LUMEN RATING = 3400 LMS., AROMAT ELECTRONIC BALLAST, CL FINISH REFLECTOR. REPORT NO. 2586FR

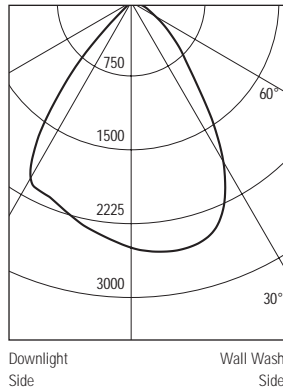


Distance From Ceiling in Feet	1	2	3
1	12.1	11.0	12.1
2	20.4	18.8	20.4
3	24.6	23.9	24.6
4	24.6	26.2	24.5
5	24.9	24.1	24.9
6	22.9	21.9	22.9
7	20.2	20.0	20.2
8	17.8	18.0	17.8
9	16.0	16.1	16.0
10	14.4	14.4	14.4
11	13.2	13.1	13.2
12	12.1	12.0	12.1
13	11.3	11.2	11.3
14	10.7	10.7	10.7

Distance From Ceiling in Feet	1	2	3
1	9.6	6.3	9.6
2	16.5	11.8	16.5
3	19.9	14.9	19.9
4	18.3	18.9	18.3
5	16.9	18.9	16.9
6	16.4	16.3	16.4
7	15.1	14.1	15.1
8	13.3	12.6	13.2
9	11.6	11.4	11.6
10	10.3	10.4	10.3
11	9.3	9.4	9.3
12	8.5	8.7	8.5
13	7.9	8.0	7.9
14	7.5	7.5	7.5

Distance From Ceiling in Feet	1	2	3
1	4.9	4.2	4.9
2	9.4	8.8	9.4
3	12.5	11.4	12.5
4	14.1	13.7	14.0
5	13.9	15.0	13.9
6	14.3	14.5	14.3
7	14.2	13.6	14.2
8	13.3	12.7	13.3
9	12.2	12.0	12.2
10	11.2	11.2	11.2
11	10.4	10.5	10.4
12	9.6	9.7	9.6
13	9.0	9.0	8.9
14	8.4	8.5	8.4

70W T6 - PHILIPS, CERAMIC MH. LUMEN RATING = 6600 LMS., AROMAT ELECTRONIC BALLAST, CL FINISH REFLECTOR. REPORT NO. 2588FR

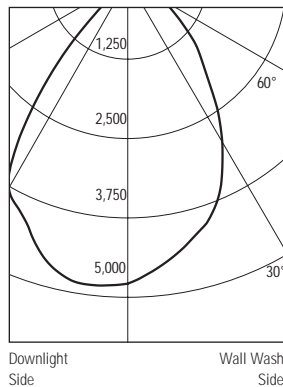


Distance From Ceiling in Feet	1	2	3
1	22.3	20.9	22.3
2	36.2	32.2	36.1
3	44.2	41.2	44.2
4	48.9	48.5	48.9
5	52.4	51.4	52.4
6	49.2	50.2	49.2
7	44.2	45.8	44.2
8	39.4	40.4	39.4
9	35.2	35.5	35.2
10	31.6	31.5	31.6
11	28.7	28.5	28.6
12	26.2	26.0	26.2
13	24.2	24.2	24.2
14	22.9	22.9	22.9

Distance From Ceiling in Feet	1	2	3
1	17.4	12.2	17.4
2	29.6	19.7	29.6
3	35.7	25.9	35.6
4	37.3	33.9	37.3
5	37.8	37.5	37.8
6	36.2	36.0	36.2
7	32.5	32.9	32.4
8	28.4	29.3	28.4
9	25.0	25.8	25.0
10	22.3	23.0	22.3
11	20.2	20.6	20.1
12	18.4	18.7	18.4
13	17.0	17.2	17.0
14	16.0	16.2	16.0

Distance From Ceiling in Feet	1	2	3
1	9.5	8.1	9.5
2	16.7	14.9	16.7
3	22.3	19.7	22.3
4	25.2	23.6	25.2
5	26.8	26.8	26.8
6	29.6	28.8	29.6
7	30.0	29.7	30.0
8	28.5	29.1	28.5
9	26.5	27.5	26.5
10	24.6	25.4	24.6
11	22.9	23.3	22.9
12	21.2	21.4	21.1
13	19.7	19.8	19.7
14	18.5	18.5	18.5

150W T6 - PHILIPS, CERAMIC MH. LUMEN RATING = 14000 LMS., AROMAT ELECTRONIC BALLAST, CL FINISH REFLECTOR. REPORT NO. 2589FR



Distance From Ceiling in Feet	1	2	3
1	36.9	25.3	36.9
2	63.9	45.4	63.9
3	75.2	57.8	75.2
4	69.3	70.3	69.3
5	64.9	69.8	64.9
6	62.1	60.6	62.1
7	56.2	53.2	56.2
8	49.2	47.5	49.1
9	43.2	42.6	43.1
10	38.3	38.5	38.3
11	34.6	35.1	34.6
12	31.6	32.1	31.6
13	29.3	29.7	29.2
14	27.6	27.8	27.6

Distance From Ceiling in Feet	1	2	3
1	18.9	16.4	18.9
2	36.3	33.5	36.2
3	48.1	44.3	48.0
4	53.3	52.5	53.3
5	52.6	55.7	52.6
6	54.5	53.8	54.5
7	53.5	51.2	53.5
8	49.6	48.2	49.6
9	45.4	45.2	45.4
10	41.8	42.1	41.8
11	38.7	39.1	38.7
12	35.8	36.1	35.8
13	33.3	33.5	33.3
14	31.2	31.3	31.2

Distance From Ceiling in Feet	1	2	3
1	18.3	13.3	18.2
2	33.0	25.9	33.0
3	43.5	33.8	43.4
4	47.1	39.8	47.1
5	44.9	45.5	44.9
6	43.4	46.6	43.4
7	43.5	43.4	43.4
8	41.7	39.9	41.7
9	38.8	37.1	38.8
10	35.6	34.6	35.6
11	32.8	32.4	32.8
12	30.3	30.3	30.3
13	28.2	28.4	28.2
14	26.6	26.8	26.6

Lighting data above is certified, computed by LSI Program **Test-Lite**

Job Information Type:

Lightolier a Genlyte company www.lightolier.com
 631 Airport Road, Fall River, MA 02720 • (508) 679-8131 • Fax (508) 674-4710
 We reserve the right to change details of design, materials and finish.
 © 2004 Genlyte Group LLC • B1204

LIGHTOLIER®

Free Manuals Download Website

<http://myh66.com>

<http://usermanuals.us>

<http://www.somanuals.com>

<http://www.4manuals.cc>

<http://www.manual-lib.com>

<http://www.404manual.com>

<http://www.luxmanual.com>

<http://aubethermostatmanual.com>

Golf course search by state

<http://golfingnear.com>

Email search by domain

<http://emailbydomain.com>

Auto manuals search

<http://auto.somanuals.com>

TV manuals search

<http://tv.somanuals.com>