

LINEAR ACTUATOR TECHNOLOGY

TECHLINE™
IMPROVING FLEXIBILITY



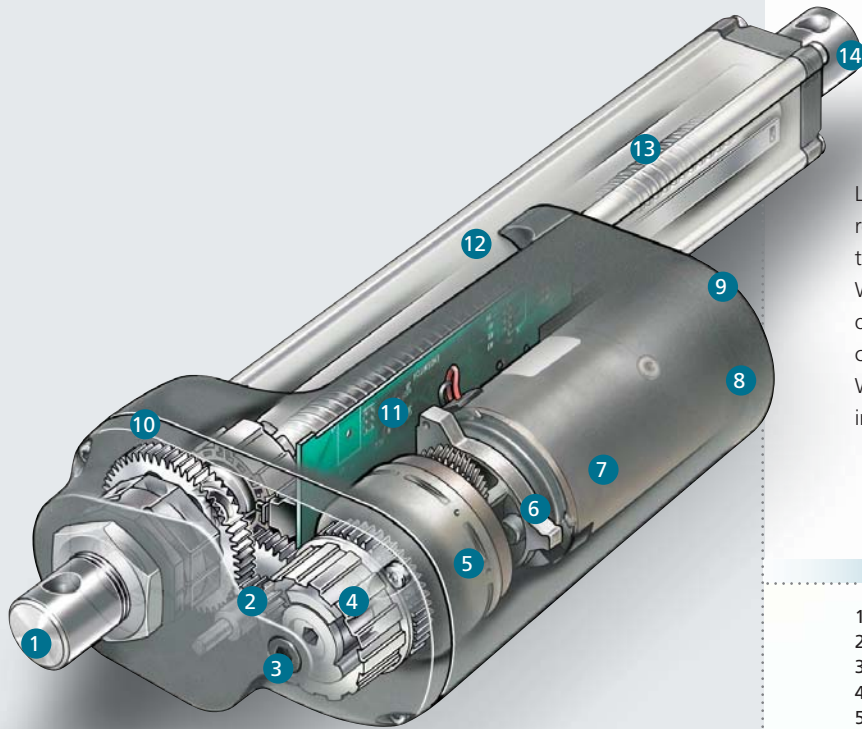
THE COMPLETE TECHLINE® PRODUCT RANGE



LINAK® 

WE IMPROVE YOUR LIFE

THE COMPLETE TECHLINE™ PRODUCT RANGE




LINAK actuator systems ease the load and make work easier. The remarkably wide product range offers something for any imaginable type of movement.

With these actuator systems you can easily reach inaccessible places, open or close sun blinds and roof windows, regulate ventilators, close gates automatically - and save yourself exertion.

Workstations and production lines can be set up individually to increase efficiency and comfort.

1. Turnable back fixture in steps of 30 degrees
2. Optional positioning feedback: Potentiometer or Hall effect sensor
3. Hand crank for manual operation
4. Brake
5. Overload clutch
6. Thermal switch in motor
7. 12, 24, or 36 V DC motor
8. Aluminum housing coated according to corrosion class 4
9. Exchangeable cables
10. High-pressure cleaner proof
11. Built-in end-stop switches (optional)
12. Anodised outer tubes
13. Stroke length up to 999 mm
14. Piston rod eye for ½" or 12 mm PIN





There is a colossal number of very different applications in the industrial sector. To ensure that we focus on exactly the application you need we have divided the industrial market into three segments, which share some of the same characteristics and requirements for linear actuators: MOBILE, MACHINERY & WORKSPACE, and BUILDING & CONSTRUCTION

LINAK has a wide experience in integrating actuators into applications and developing solutions, which fit discretely into work processes - so do not hesitate to contact us.

ACTUATOR



COLUMN



FOOT SWITCH



DESK PANEL



CONTROL BOX



HANDSET



ELECTRONICS



ACTUATORS



Thrust: Max. 750 N
Speed: 5-50 mm/s
Stroke length: 40-130 mm
Duty Cycle: Up to 100%
Voltage: 12/24 V DC
End-stop: Built-in limit switches

Options:


- PLC interface
- Potentiometer
- Reed switch
- IP 66 housing

Scope of application:

- All kinds of mobile applications
- Factory automation
- Ventilation
- Valves
- Dosage

Facts:

- Compact and lightweight
- Reinforced glass fibre



**LA12/
LA12 PLC**

The LA12 actuator is ideal for industrial automation, ventilation systems, and other applications where small movements are required.

With LA12 PLC interface.

Thrust: Max. 6,000 N
Speed: 10-52 mm/s
Stroke length: 50-500 mm
Duty Cycle: 10%
Voltage: 12, 24, or 36 V DC
End-stop: LS/LSD or current cut-off

Options:

- Powerful strong motor
- Potentiometer
- Reed switch
- Optical encoder
- IP 66 housing
- Hand crank for manual operation
- Ball screw spindle
- Safety nut

Scope of application:

- Agricultural applications
- Lawn and garden equipments
- Floor sweepers
- Satellite dishes
- All kinds of industrial applications

Facts:

- Solid metal construction
- Compact and powerful
- Suitable for harsh conditions



The LA30/30S actuator is a very versatile actuator for industrial and system applications. It can be supplied in many customised versions, also wheelchairs.

LA30





Scope of application:

- Agricultural applications
- Mobile "off-highway" applications
- Floorsweeper and scrubber
- All kinds of industrial equipments

Flexible and powerful:

- Max thrust up to 6,000 N in push and up to 4,000 N in pull
- Heavy-duty aluminium housing for harsh conditions
- Protection class IP66 dynamic, IP69K static
- Stroke up to 600 mm
- Easy to use interface – with integrated power electronics for direct connection to control system
- Potential free limit switches as an option
- Hall sensors or potentiometer for relative or absolute feedback, regardless of the stroke length.
- Built-in limit switches and brake
- Voltage 12 or 24 V DC

The LA35 actuator is a new member of the TECHLINE™ family. It is characterised by its robust design allowing the actuators to be used in harsh and extreme conditions. The LA35 actuator is designed to meet the challenge, based on the philosophy that it must be able to operate on off-highway equipment such as agriculture, forestry and construction machines.



LA35


- Thrust:** 10,000 N
- Speed:** 8-150 mm/s
- Stroke length:** 100-999 mm
- Duty Cycle:** 20%
- Voltage:** 12, 24, 36 V DC
- End-stop:** Slip clutch or built-in limit switches

Options:

- Potentiometer
- Hall effect sensors
- Adjustable signal switches
- Integrated electronics

Scope of application:

- Agricultural applications
- Mobile "off-highway" applications
- Floorsweeper and scrubber
- All kinds of industrial equipments

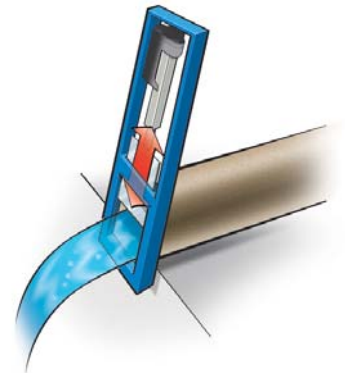


LA36

The LA36 actuator is the newest actuator from LINAK®. It has been developed for harsh conditions and is the most robust actuator in our programme. The flexibility and integrated electronics makes it suitable for a vast number of different applications

Facts:

- Solid metal construction
- Hand crank for manual operation
- Suitable for very harsh conditions
- Salt spray testet
- High pressure cleaner-proof



ACTUATORS

Thrust: Max. 400 N
Speed: 13-37 mm/s
Stroke length: 50-200 mm
Duty Cycle: 10%
Voltage: 12/24 V DC
End-stop: LS/LSD or current cut-off

Options:

- IP 65 housing
- Different back fixtures
- Various piston rod eyes

Scope of application:

- Agricultural applications
- Wheelchairs
- All kinds of industrial applications

Facts:

- Solid metal construction
- Unique space saving design
- Low noise level



The LA22 actuator is an in-line actuator specially designed with small overall dimensions for use in industrial, agricultural, and rehabilitation products.



LA22

Thrust: Max. 3,500 N
Speed: 3-46 mm/s
Stroke length: 100-600 mm
Duty Cycle: 10%
Voltage: 12/24 V DC
End-stop: Current cut-off

Options:

- Powerful strong motor
- Reed switch
- IP 66 housing
- Safety nut
- Integrated electronic limit switch


Scope of application:

- Agricultural applications
- Lawn and garden equipment
- Floor sweepers
- Factory automation

Facts:

- Powerful and quiet operation
- Reinforced glass fibre
- Use in "push" applications
- Compatible with CB8, CB12, CB14, and CB18

The LA28/28S actuator (with standard or fast motor) is a very quiet and powerful actuator, designed for use in the furniture, rehabilitation, and hospital bed industries. Agricultural machinery and other outdoor equipment are also other main areas of application.




LA28





LA31



The LA31 actuator is a very quiet and powerful actuator designed for a variety of applications including furniture, care beds etc. It is designed with built-in limit switches.

- Thrust:** Max. 6,000 N
- Speed:** 3-33 mm/s
- Stroke length:** 50-500 mm
- Duty Cycle:** 10%
- Voltage:** 12/24 V DC
- End-stop:** Built-in limit switches

- Options:**
- Reed switch
 - Hall effect sensor
 - IP 66 housing
 - Safety nut
 - Fast motor
- Scope of application:**
- Light mobile applications
 - Factory automation
 - All kinds of indoor applications

- Facts:**
- Numerous combinations of motor and spindle pitches
 - Zinc alloy back fixture
 - Compatible with CB7 and CB9

- Thrust:** Max. 6,000 N
- Speed:** 5,5-15 mm/s
- Stroke length:** 100-400 mm
- Duty Cycle:** 10%
- Voltage:** 12, 24, or 36 V DC
- End-stop:** Current cut-off



LA32

The LA32 actuator is a very quiet and powerful actuator, designed for hospital beds, patient lifts, and other demanding applications.

- Options:**
- Powerful strong motor
 - Potentiometer
 - Reed switch
 - Optical encoder
 - IP 66 housing
 - Ball screw spindle
 - Safety nut
 - Integrated electronic limit switch

- Scope of application:**
- Agricultural applications
 - Lawn and garden equipment
 - Floor sweepers
 - Factory automation
- Facts:**
- Powerful and quiet operation
 - Reinforced glass fibre
 - Use in "push" applications
 - Compatible with CB8, CB12, CB14, and CB18

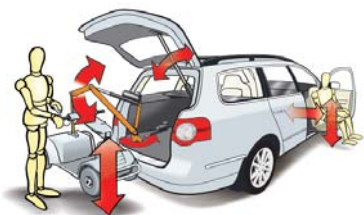
- Thrust:** Max. 10,000 N
- Speed:** 5-18 mm/s
- Stroke length:** 100-600 mm
- Duty Cycle:** 10%
- Voltage:** 12/24 V DC
- End-stop:** Built-in limit switches

- Options:**
- Potentiometer
 - Reed switch
 - IP 66 housing
 - Compact housing
 - Safety nut
- Scope of application:**
- Mobile applications
 - Factory automation
 - Scissor lift
 - Various numbers of indoor and outdoor applications

- Facts:**
- Compact
 - Outstanding performance
 - Low noise level

The LA34 actuator is an advanced, high-tech actuator, which can push up to 10,000 N. Its compact design, outstanding performance, and range of safety options makes the LA34 actuator the ideal choice for a variety of medical and industrial applications.

LA34



LIFTING COLUMNS

Thrust: Max. 1500 N
Speed: 43 mm/s
Stroke length: 500 mm
Duty Cycle: 5%
Voltage: 12/24 V DC

- Options:**
- Mounting bracket (order number 0578006)
 - Hall sensors to ensure memory drive and parallel drive with CBD4
 - CBD2 mounted in the DL2

- Scope of application:**
- Computer workstations
 - Work benches
 - Platforms

- Facts:**
- Low noise level
 - Compact and mounting friendly design
 - Single drive (CBD2 and CBD4), parallel drive (only CBD4)

The DL2 column is designed for workstations and is the ideal choice for duties such as height adjustment on computer workstations, work benches or a wide selection of other duties. Inside each column is a modified LA31 actuator.



DL2

Thrust: 5,000 N
Speed: 22 mm/s
Max. Amp.: 6
Voltage: 24 V DC

LC2



The LC2 column is an update of the LP2 programme. Depending on the application, the LC2 column can be operated either as a single column or several columns in a parallel system by the choice of a control box with microprocessor



- Scope of application:**
- Height adjustable conveyors
 - Factory automation
 - Ergonomic work spaces
 - Workstations

- Options:**
- Different profiles
 - Reed switch
 - Different end plates
 - Exchangeable cables

- Facts:**
- Bending moment 1,400 N
 - Built-in end-stop switches
 - Safety nut as standard
 - Robust anodised aluminium surface
 - Compatible with CB8, CB9, CB12, CB14, and CB18



Thrust: Max. 6,300 N
Speed: 5-21 mm/s
Stroke length: 195-500 mm
Installation dim.: 405-670 mm
Duty Cycle: 10%
Voltage: 24 V DC
End-stop: Current cut-off

Options:

- Different profiles
- Different end plates
- Integrated gas spring
- Mounting brackets
- Safety nut



LP2

Scope of application:

- Height adjustable conveyors
- Factory automation
- Ergonomic work spaces
- Workstations

Facts:

- Robust anodised aluminium surface
- Low noise level
- Compatible with CB8, CB12, CB14, and CB18

The LP2 lifting column is the ideal choice for height adjustment of examination tables, work benches as well as for industrial applications. It can be operated with two, three, or four columns in parallel.

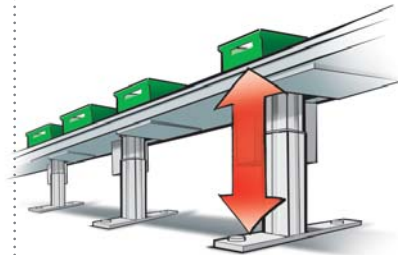
Thrust: Max. 2,400 N
Speed: 7-18 mm/s
Stroke length: 300-600 mm
Installation dim.: 360-550 mm
Duty Cycle: 10%
Voltage: 24 V DC
End-stop: Current cut-off

LP3



Options:

- Reed switch
- Mounting brackets
- Safety nut



The LP3 lifting column is ideal for applications where there is a demand for both lifting height and small installation dimensions. The telescopic column is compatible with LINAK's control units and can operate individually or in parallel.

Scope of application:

- Height adjustable conveyors
- Factory automation
- Ergonomic work spaces
- Workstations

Facts:

- Very compact 3-stage column
- Robust anodised aluminium surface
- Low noise level
- Compatible with CB8, CB12, CB14, and CB18

CONTROLS



HB40



HB50



The controls are the units used when you want the LINAK system to perform a movement. They determine whether the control box makes the actuator move in or out. There are more variants of LINAK® controls such as handsets, Foot Switches, Desk Panels, and Attendant Control Panels. All the handsets are available in both black and grey.

Facts:

- Operation of up to four actuators
- Compatible with CB8, CB9, CB12, CB14, and CB18
- Ergonomic, compact design
- Robust (sturdy) plastic housing
- Protection class up to IP 66

Facts:

- Operation of up to four actuators
- Compatible with CB8, CB9, CB18
- Ergonomic, compact design
- Robust (sturdy) plastic housing
- Operation of the memory functions of the actuators
- Protection class up to IP 66

FS



Facts:

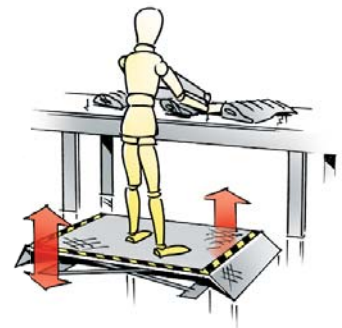
- Operation of one or two actuators/channels
- Compatible with CB8, CB9, CB12, CB14, or CB18
- Modular system
- Protection class up to IP 66

DP



Facts:

- Operation of the memory functions of the actuators
- Operation of up to three actuators/channels
- Compatible with all LINAK® control boxes
- Mounting under tabletops
- Protection class IP 30





CONTROL BOXES

CB8-A



Actuator: LA12, LA28, and LA30
Duty Cycle: Max. 10%
Max. amp (Σ): 10
Channels: Max. 3
 Battery operated

CB8-T



Actuator: LA12, LA28, and LA30
Duty Cycle: Max. 5%
Max. amp (Σ): 8
Channels: Max. 2



The control box is the heart of the system linking the various external parts (actuators, controls, and ACP), which can be connected. In recent years LINAK has introduced several different control boxes, from small control boxes suitable for powering one or two actuators to sophisticated control boxes with microprocessors suitable for powering up to six actuators. The control boxes are all available in black or grey.

CB12



Actuator: LA28, LA30, and LA34
Duty Cycle: Max. 10%
Max. amp (Σ): 8
Channels: Max. 4
 Optional battery operated

CB14



Actuator: LA28, LA30, and LA34
Duty Cycle: Max. 10%
Max. amp (Σ): 10
Channels: Max. 5
 Optional battery operated

ACCESSORIES

TRANSFORMER SOLUTION



Facts:

- 150 VA
- Primary 230 V 50/60 Hz
- Secondary 24 V max 6,8 A
- Prepared for build-in motor controller or parallel controller.
- IP 66 housing for outdoor use (*)

PARALLEL CONTROLLER



Facts:

- Synchronized parallel control for 2 Actuators
- Operates with pulse feedback (Hall or Reed)
- Current and temperature limited
- soft start/stop
- Adjustable drive speed
- Accurate repeatability
- Easy setting via serial interface (*)

MOTOR CONTROLLER



Facts:

- Variable power supply 12-36 V DC
- Overload protection - adjustable current limit 1-20 A
- Adjustable soft start and stop
- Several versions for different applications
- Integrated brake (*)

ROCKER SWITCH



Facts:

- For all actuators with limit switches
- Easy operation of actuators without use of further electronics
- IP 66 for outdoor use
- Easy to install
- Tested with an LA36 12 V DC for 50,000 operations (*)

(*) "The specified product is a third party product that is produced by third party and distributed by LINAK as a supplement to LINAK's existing product range. It is the responsibility of the product user to determine the suitability of the product for a specific application. LINAK will at point of delivery replace/repair defective products covered by the warranty if promptly returned to LINAK."



LA30 WITH BELLOW



Facts:

- Gives a better protection and therefore gives a higher lifetime of the actuator

BELLOW



Facts:

- Protects the inner tube against dust and dirt
- Can be used for actuators: LA22, LA28, LA30, LA31, and LA32
- Does not change the IP rating
- Available in black colour
- Ask for special folder (*)

For detailed information - please use **data sheets**
Specifications subject to change without prior notice.



ROBUST QUALITY

When LINAK develops and produces products quality is the keyword for our employees. LINAK constantly strives to improve the quality and to reduce the risk of faults, which contributes to the fact that our customers experience LINAK as a supplier of high-quality products.



APPLICATION TEST

Even the most stringent test specifications and high product quality cannot secure against inexpedient use of our products. An incorrect mounting or overload of the products can have great consequences to our customers. LINAK therefore always recommends our customers to carry through an application test when implementing our products. LINAK's sales force has wide experience in integrating our products into applications and is always willing to advise our customers.



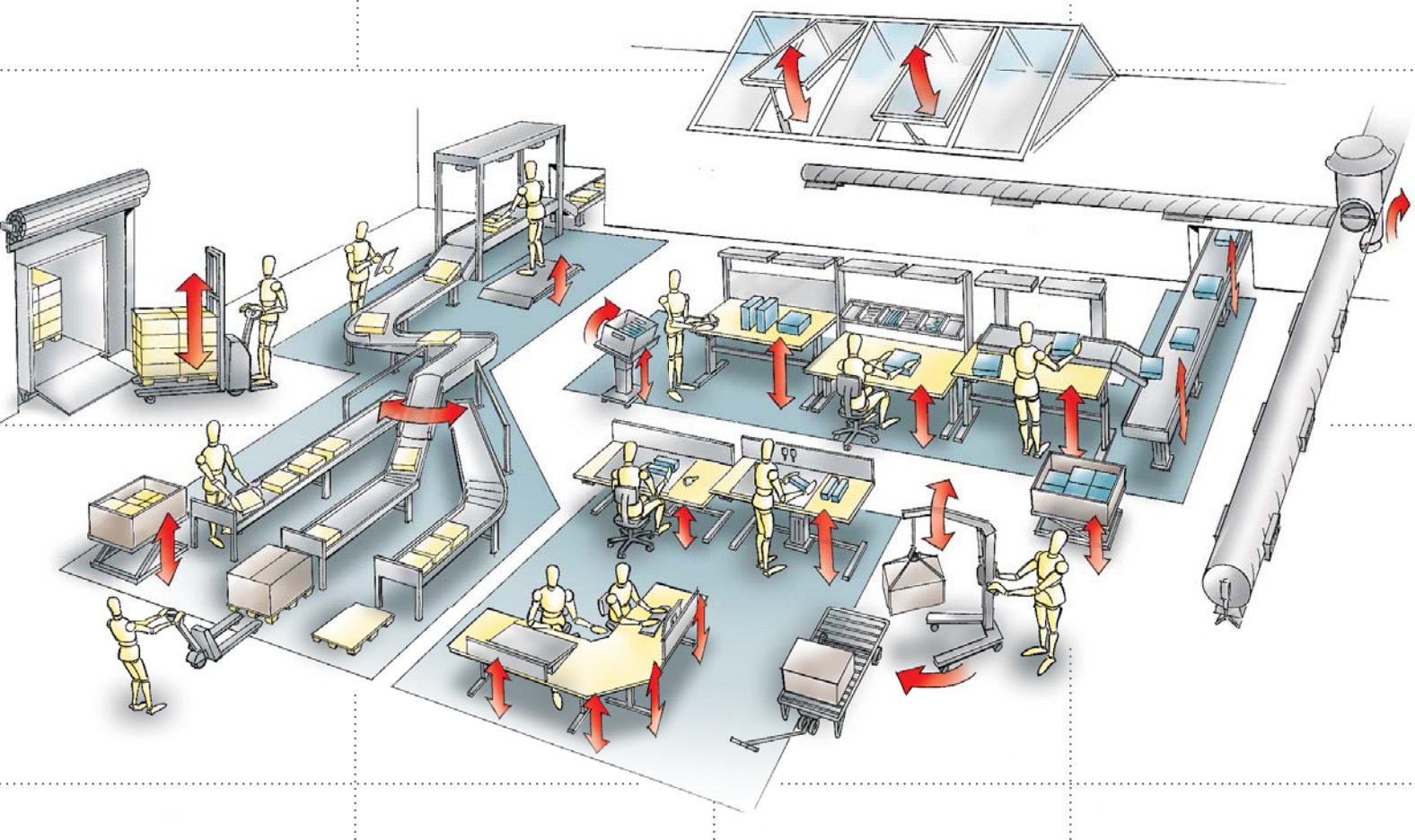
Test is an important part of a development course at LINAK. More than 200 actuators are tested every day all the year round.

Static IP X6 test of the LA36. The actuator must be able to withstand 100l/minutes for 3 minutes.

A WIDER RANGE OF SOLUTIONS

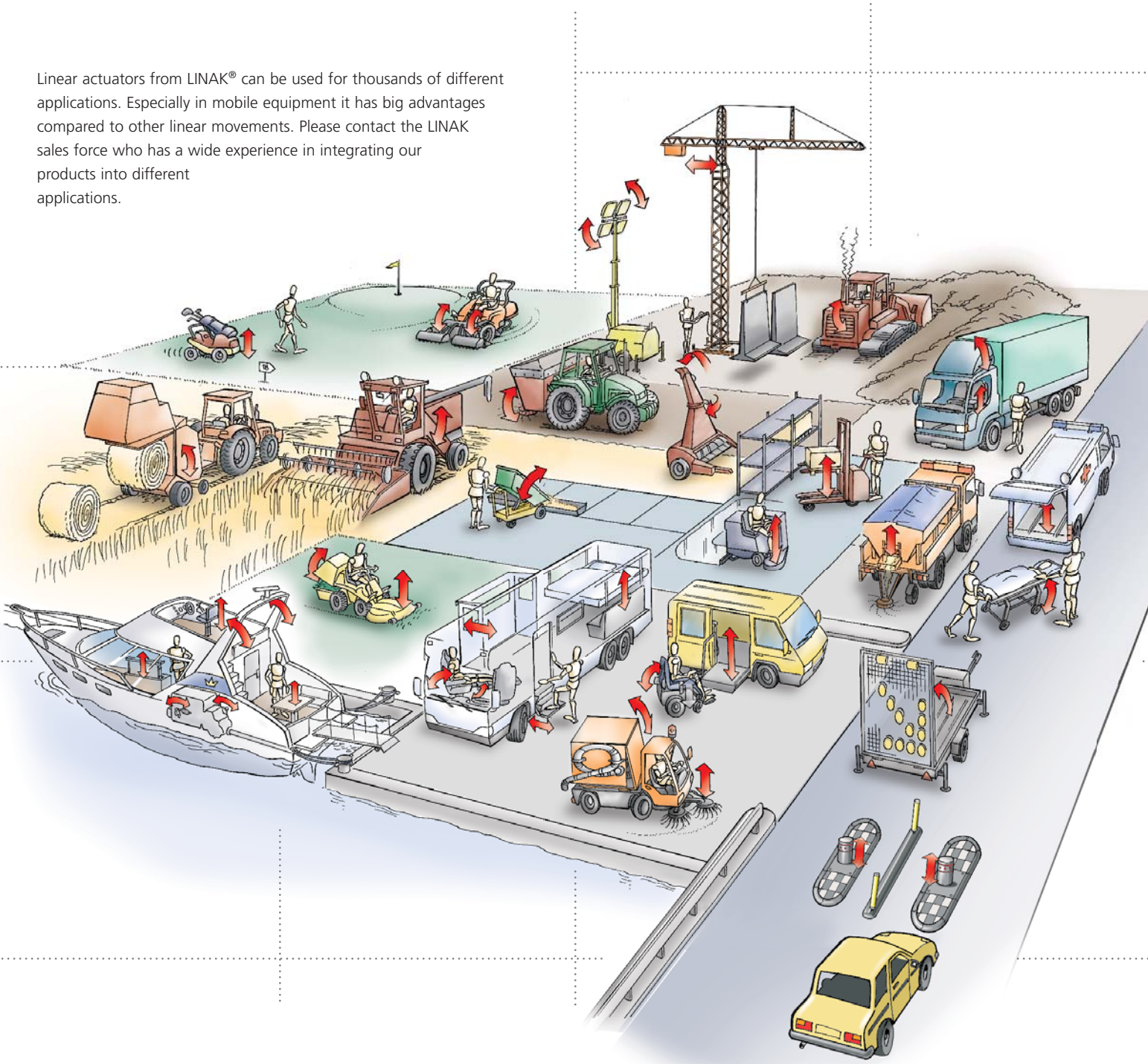
Linear actuators from LINAK® make it possible to easily and economically adjust various functions in a wide number of applications. LINAK TECHLINE™ solutions can improve several facets of your company's working environment including ergonomic lifting, cost-effective automation, and ventilation.

Our comprehensive product programme can be tailored to match your specific needs. LINAK TECHLINE™ solutions allow you to adapt your workplace to your workers rather than the other way round.



www.techline.linak.com

Linear actuators from LINAK® can be used for thousands of different applications. Especially in mobile equipment it has big advantages compared to other linear movements. Please contact the LINAK sales force who has a wide experience in integrating our products into different applications.



WE PROVIDE INNOVATIVE ACTUATION SOLUTIONS THAT IMPROVE PEOPLE'S QUALITY OF LIFE AND WORKING ENVIRONMENT

TERMS OF USE

The user is responsible for determining the suitability of LINAK products for a specific application.

LINAK takes great care in providing accurate and up-to-date information on its products.

However, due to continuous development in order to improve its products, LINAK products are subject to frequent modifications and changes without prior notice. Therefore, LINAK cannot guarantee the correct and actual status of said information on its products. While LINAK uses its best efforts to fulfil orders, LINAK cannot, for the same reasons as mentioned above, guarantee the availability of any particular product. Therefore, LINAK reserves the right to discontinue the sale of any product displayed on its website or listed in its catalogues or other written material drawn up by LINAK.

All sales are subject to the Standard Terms of Sale and Delivery for LINAK. For a copy hereof, please contact LINAK



www.linak.com

LINAK WORLDWIDE

FACTORIES

- **CHINA**
LINAK (Shenzhen) Actuator Systems, Ltd.
Phone: +86 755 8610 6656 · Fax: +86 755 8610 6990
E-mail: sales@linak.cn · www.linak.cn
- **DENMARK**
LINAK A/S - Group Headquarters Guderup
Phone: +45 73 15 15 15 · Fax: +45 74 45 80 48
Fax (Sales): +45 73 15 16 13
E-mail: info@linak.com · www.linak.com
- **SLOVAKIA**
LINAK Slovakia s.r.o.
Phone: +421 517563 414 · Fax: +421 517563 410
E-mail: jp@linak.sk · www.linak.com
- **USA**
LINAK U.S. Inc.
North and South American Headquarters
Phone: +1 502 253 5595 · Fax: +1 502 253 5596
E-mail: info@linak-us.com · www.linak-us.com

SUBSIDIARIES

- **AUSTRALIA**
LINAK Australia Pty. Ltd
Phone: +61 3 8796 9777 · Fax: +61 3 8796 9778
E-mail: sales@linak.com.au · www.linak.com.au
- **AUSTRIA**
LINAK GmbH
Phone: +43 2746 21036 · Fax: +43 2746 21044
www.linak.at
- **BELGIUM & LUXEMBOURG**
LINAK Actuator-Systems NV/SA
Phone: +32 (0)9 230 01 09 · Fax: +32 (0)9 230 88 80
E-mail: info@linak.be · www.linak.be
- **BRAZIL**
LINAK do Brasil Comércio de Atuadores Ltda.
Phone: +55 (11) 6832-7070 · Fax: +55 (11) 6832-7060
E-mail: linakbrasil@ig.com.br · www.linak.com.br
- **CANADA**
LINAK Canada Inc.
Phone: +1 905 821 7727 · Fax: +1 905 821 4281
E-mail: info@linak.ca · www.linak.ca
- **CZECH REPUBLIC**
LINAK C&S S.R.O.
Phone: +420581741814 · Fax: +420581702452
E-mail: ponizil@linak.cz · www.linak.cz
- **DENMARK**
LINAK DANMARK A/S
Phone: +45 86 80 36 11 · Fax: +45 86 82 90 51
E-mail: linak@linak-silkeborg.dk · www.linak.dk
- **FINLAND**
LINAK OY
Phone: +358 9 8700 130 · Fax: +358 9 8700 1355
E-mail: linak@linak.fi · www.linak.fi
- **FRANCE**
LINAK FRANCE S.A.R.L.
Phone: +33 (0)2 4136 3434 · Fax: +33 (0)2 4136 3500
E-mail: linak@linak.fr · www.linak.fr
- **GERMANY**
LINAK GmbH
Phone: +49 6043 9655 0 · Fax: +49 6043 9655 60
E-mail: info@linak.de · www.linak.de
- **INDIA**
LINAK A/S India Liaison Office
Phone: +91 80 2212 0015 · Fax: +91 80 2207 2186
E-mail: info@linak.in · www.linak.in
- **IRELAND**
LINAK UK Limited
Phone: +44(0)121 544 2211 · Fax: +44(0)121 544 2552
E-mail: stephen@linak.co.uk · www.linak.co.uk
- **ITALY**
LINAK ITALIA S.r.l.
Phone: +39 02 48 46 33 66 · Fax: +39 02 48 46 82 52
E-mail: info@linak.it · www.linak.it
- **JAPAN**
LINAK K.K.
Phone: +81 45 533 0802 · Fax: +81 45 533 0803
E-mail: linak@linak.jp · www.linak.jp
- **MALAYSIA**
LINAK A/S Asian Representative Office
Phone: +60 4 210 6500 · Fax: +60 4 226 8901
E-mail: info@linak-asia.com · www.linak-asia.com
- **NETHERLANDS**
LINAK Actuator-Systems B.V.
Phone: +31 76 5 42 44 40 · Fax: +31 76 5 42 61 10
E-mail: info@linak.nl · www.linak.nl
- **NEW ZEALAND**
LINAK New Zealand Ltd.
Phone: +64 9580 2071 · Fax: +64 9580 2072
E-mail: nzsales@linak.com.au · www.linak.co.nz
- **NORWAY**
LINAK Norge AS
Phone: +47 32 82 90 90 · Fax: +47 32 82 90 98
E-mail: info@linak.no · www.linak.no
- **POLAND**
LINAK Polska
Phone: +48 (22) 500 28 74 · Fax: +48 (22) 500 28 75
E-mail: dkreh@linak.com · www.linak.pl
- **SPAIN**
LINAK Actuadores S.L.
Phone: +34 93 588 27 77 · Fax: +34 93 588 27 85
E-mail: linakact@linak.es · www.linak.es
- **SWEDEN**
LINAK Scandinavia AB
Phone: +46 8 732 20 00 · Fax: +46 8 732 20 50
E-mail: info@linak.se · www.linak.se
- **SWITZERLAND**
LINAK AG
Phone: +41 43 388 31 88 · Fax: +41 43 388 31 87
E-mail: info@linak.ch · www.linak.ch
- **TAIWAN**
LINAK A/S Taiwan Representative Office
Phone: +886 2 25080296 · Fax: +886 2 25080296
E-mail: info@linak.com.tw · www.linak-asia.com
- **TURKEY**
LINAK A/S Turkey Representative Office
Phone: +90 312 4726338-59 · Fax: +90 312 4726635
E-mail: vozen@linak.com.tr · www.linak.com.tr
- **UNITED KINGDOM**
LINAK UK Limited
Phone: +44(0)121 544 2211 · Fax: +44(0)121 544 2552
E-mail: sales@linak.co.uk · www.linak.co.uk

DISTRIBUTORS

LINAK is represented in the following countries:

- ARGENTINA
- COLOMBIA
- ESTONIA
- INDONESIA
- IRAN
- MEXICO
- RUSSIAN FEDERATION
- SINGAPORE
- SOUTH KOREA
- UNITED ARAB EMIRATES

For contact details on other countries please visit www.linak.com or contact:

- **LINAK INTERNATIONAL**
Fax: +45 74 45 90 10
E-mail: info@linak.com · www.linak.com

A HISTORY OF TRADITION AND INNOVATION

LINAK has gone through a remarkable transformation since being established back in 1907. When Bent Jensen, CEO and Owner took over the company in 1976 he brought a brand new idea with him. An idea which led to the development of the very first linear actuator in 1980.

It soon became obvious that this new invention had an even larger potential than anyone could have imagined. The linear actuator was going to facilitate ergonomic improvements in workplaces as diverse as offices, hospitals, comfort furniture, farms, and industry.

Throughout this process of improvement and transformation, LINAK's commitment to quality remains the same. The quality of our products affect the quality of people's lives, and we are very much aware of our responsibility. All products are thoroughly tested according to the most demanding standards, and all assembly processes utilize modern technologies.

As we have grown, so has our network of international offices around the world. Today we are present in 35 countries across the globe.



WE IMPROVE YOUR LIFE

Free Manuals Download Website

<http://myh66.com>

<http://usermanuals.us>

<http://www.somanuals.com>

<http://www.4manuals.cc>

<http://www.manual-lib.com>

<http://www.404manual.com>

<http://www.luxmanual.com>

<http://aubethermostatmanual.com>

Golf course search by state

<http://golfingnear.com>

Email search by domain

<http://emailbydomain.com>

Auto manuals search

<http://auto.somanuals.com>

TV manuals search

<http://tv.somanuals.com>