


# Vantage® 400

## Compact, Multi-Process, Excellent Value

The Vantage® 400 is one of the most compact 400 amp engine-driven welder/generators in the construction, pipe or rental fleet market today. It's also one of the most quiet, with a smooth running 4-cylinder Perkins® diesel engine. Use this multi-process welder for arc gouging with up to 5/16" carbons, stick welding with up to 1/4" electrodes and CV wire welding with up to 3/32" wire. You'll value the superior arc performance delivered by Lincoln  Chopper Technology®. You'll also appreciate VRD™ (Voltage Reduction Device™), which reduces OCV (open circuit voltage) in the CC-Stick weld mode for added safety.

This model efficiency generates 19,000 watts (peak) of 3-phase or 12,000 watts of 1-phase AC generator power for your lights, grinders and power tools. And, it's housed in a rugged, low maintenance stainless steel enclosure and loaded with many innovative service features. That all totals up to an excellent value!

### Processes

Stick, TIG, MIG, Flux-Cored, Gouging

### Advantage Lincoln

- **Compact Case**
  - One of the most compact 400 amp machines available. Suitable for many pickup and service trucks.
- **Stainless Steel Enclosure**
  - Standard stainless steel roof, side panels and engine-access door deliver added protection and durability.
- **Multi-Process Welding, Simple to Operate**
  - Select one of four Process Modes, including CC-Stick (up to 1/4"), Downhill Pipe (for stick), Touch-Start® DC TIG or CV-Wire (up to 3/32"<sup>(1)</sup>), and then dial in the desired output.
- **VRD™ Voltage Reduction Device™**
  - Reduced OCV in the CC-Stick weld mode for added safety.
  - First engine-driven welder in North America having this standard feature.
- **Plenty of AC Generator Power**
  - 19 kW peak (17 kW continuous) 3-Phase 240V AC generator power. Will power industrial equipment such as a plasma cutter, pump or inverter welder.
  - 12 kW peak (11 kW continuous) 1-phase AC generator power for common construction tools.



 Perkins

CONSTRUCTION  
EQUIPMENT  
**Top 100**  
new products

Output



Input



- **Arc Gouging**
  - Arc gouging with up to 5/16" carbons.
- **Reliable Engine**
  - 4 cylinder 1800 RPM Perkins® diesel engine runs smooth and quiet. Standard engine gauges allow you to monitor performance at a glance.
- **Low Noise**
  - 99.1 dBA Lwa sound power (74.8 dB at 23 ft./7 m) is one of the quietest 400 amp engine-driven welders available.
- **Innovative Service Access**
  - Lockable, removable sliding engine access door provides ample space for engine and oil filter work without requiring a large clearance space on your truck.
  - Battery drawer on front of machine and top-mounted radiator cover provide convenient access to these systems.
  - Patented tilt down control panel for easy servicing of internal components.
  - Patented radiator cap cover is latched for easy access and is lockable.

<sup>(1)</sup>3/32" E70T-6 up to 260 IPM, 27V.

### TECHNICAL SPECIFICATIONS

Product Name	Rated Output Current/Voltage/Duty Cycle	Output Range	Engine Model	No. of Cyl.	HP & Speed (rpm)	Dimensions HxWxD Inches (mm)	Net Weight lbs (kg)
Vantage® 400	400A/36V/100% 450A/32V/100%	30-500A DC 40-300A Pipe 20-250A DC TIG 14-36V CV  3-Phase AC Power: 19 kW Peak 17 kW Continuous  1-Phase AC Power: 12 kW Peak 11 kW Continuous	Perkins® 404D-22 Diesel <b>NEW!</b> EPA Tier 4i	4	32.7@1800	35.9 x 25.3 x 60.0 (913 x 642 x 1524)	1230 (559)

**LINCOLN**  
**ELECTRIC**  
THE WELDING EXPERTS™

Publication E6.210 10/05

Web Update 4/08  
www.lincolnelectric.com

**PERFORMANCE**

**Arc Performance**

- 400 amps @100% duty cycle with output range up to 500 amps using **CT** Chopper Technology®. All ratings are at temperatures of 104°F/40°C.

**WHAT IS **CT** CHOPPER TECHNOLOGY®?**



Traditional weld control is more variable around the desired output.



**CT** Chopper Technology® delivers extremely fast response for smoother output control.

Patented and award-winning Lincoln **CT** Chopper Technology® delivers superior DC arc welding performance for general purpose stick, Downhill Pipe, DC TIG, MIG, cored-wire and arc gouging.

**Benefits of **CT** Chopper Technology® include:**

- Easy arc starting
- Smooth arc action
- Low spatter levels
- Excellent bead appearance

- Arc Gouging with up to a 5/16" carbon.
- VRD™ (Voltage Reduction Device™) reduced OCV (open circuit voltage) in CC-stick welding mode for added safety.

**WHAT IS VRD™?**

The VRD™ (Voltage Reduction Device™) provides additional safety in the CC-Stick weld mode, especially when working in an environment with a higher risk of electrical shock such as wet areas and hot, humid sweaty conditions. The VRD™ reduces the OCV (open circuit voltage) at the welding output terminals while not welding to less than 32 volts DC.

The VRD™ is activated by flipping a toggle switch inside the machine to the "ON" position. Indicator lights monitor the voltage: green for less than 32 volts while not welding, and either red (greater than 32 volts) or green while welding, depending on the actual voltage of the arc.

**Other weld modes when VRD™ is on:**

- Downhill Pipe** - There is no output.
- CV-Wire** - OCV is not reduced.
- Touch Start TIG®** - No difference in operation. TIG is normally a low voltage (less than 32 volts) operation.



VRD™ portion of nameplate with green light on.

- CC-Stick mode is optimized for general purpose stick using E7018 low hydrogen electrode.
- Built-in "hot" start for easier starts and restrikes minimizing the electrode "sticking" to the work.
- Downhill pipe mode with active arc force control - enhanced downhill pipe welding mode. Excellent for cellulosic electrodes. Fast travel speeds, especially on fill passes. Arc control adjustment for a soft, buttery arc or a more forceful digging arc.
- Standard Touch-Start DC TIG® welding, not scratch start, for easy arc starting that avoids tungsten contamination and the use of high-frequency equipment.

**WHAT IS TOUCH-START TIG®?**

Touch-Start TIG® uses a very low voltage to sense when the tip of the tungsten electrode is touched to the work piece. When this occurs, a complete circuit is established. When the tungsten is then raised from the work piece, the circuit senses a change in voltage and initiates the appropriate welding current and voltage to support the TIG welding process.

Enjoy the added benefits of Lincoln's Touch-Start TIG® when DC TIG welding. Not only do you avoid tungsten contamination when arc starting, but you also don't need extra high frequency equipment.

- Excellent CV wire welding with cored-wire and MIG (CO2 and blended gas). 3/32" E70T-6 up to 260 IPM, 27V.

**Generator Performance**


- 3-Phase 240V AC generator power rated at 19 kW peak (17 kW continuous) output to power industrial equipment such as a plasma cutter, pump or inverter welder. Simultaneously weld and use 3-Phase AC power - for example, up to 9,400 watts can be delivered while welding at 300 amps. Compare to competitive product which has 3-Phase power available as an extra-cost factory-only option.
- 3-Phase 240V receptacle on control panel eliminates the need to hard-wire the connections.
- The Vantage® 400 provides added value at the job site by delivering up to 12 kW peak (11 kW continuous) watts of 1-Phase AC auxiliary power for equipment such as a Lincoln plasma cutter. Also use for lights, grinders and other common construction tools. And, you can simultaneously weld and have access to AC power - 4,700 watts can be delivered while welding at 300 amps.
- AC generator voltage is constant at 120V or 240V at any weld dial setting.
- Two 120V GFCI duplex receptacles.
- All receptacles are circuit breaker protected and have weather protective covers.

**SIMULTANEOUS WELDING AND AUXILIARY POWER**

Weld Amps	1 Phase		OR	3 Phase		OR	Simultaneous 1 and 3 Phase	
	Watts	Amps		Watts	Amps		Watts	Amps
0	11,000	46		17,000	41		11,000	-
100	11,000	46		15,400	37		11,000	-
200	8,000	33		13,000	31		8,000	-
300	4,700	20		9,400	23		4,700	-
400	1,700	7		3,400	8		1,700	-
500	0	0		0	0		0	-

## A CLOSER LOOK

### FEATURES



Single-side engine access with lockable sliding door.



Fuel, Oil Pressure and Engine Temperature gauges help you monitor performance.




Output automatically switches to remote mode when remote device is connected.



Convenient slide-out battery drawer below control panel.



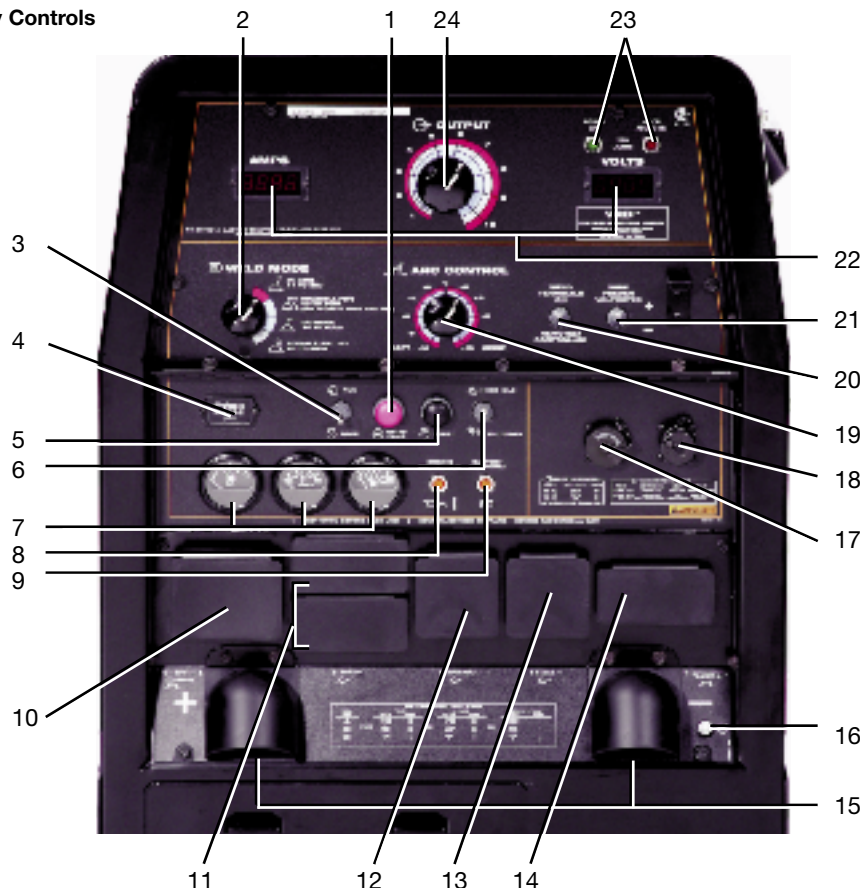
Patent-pending latched and lockable radiator cap cover.



Handy oil drain valve and tube makes oil changes easy.

- Simple Controls – Keeps training time to a minimum. The flip-down control panel door keeps less frequently used dials out of the way. Scratch-resistant Lexan® nameplate.
- Digital weld meters for amps and volts output make it easy to precisely set your procedures.
- Large 15 gallon (57 liter) fuel tank provides run time for an extended day—12 hours of welding at 400A/36V/100% duty cycle output, or 36 hours at high idle.
- Great Engine Choice – 32.7 horsepower water-cooled 4 cylinder Perkins® 404D-22 diesel engine. Engine has an automatic idler for greater fuel economy and reduced noise. Glow plug button for cold weather starting.
- Engine hour meter for scheduled maintenance.
- LN-25 PRO Across-the-Arc wire feeder is a recommended option.
- 14-pin connector for Lincoln wire feeders with control cables LF-72, LF-74, LN-7, LN-8, LN-15, LN-23P, LN-25 and LN-742. Also compatible with Magnum® SG Spool Gun System.
- Two Vantage® 400 units can be paralleled in the CC-Stick Mode to increase output.

### Key Controls



1. Glow Plug Button
2. Weld Mode Selector Switch
3. Run/Stop Switch
4. Hour Meter
5. Start Push button
6. Engine Idler Switch
7. Fuel Level, Engine Temperature and Oil Pressure Gauges
8. Engine Protection Light
9. Engine Battery Charging Light
10. 120 VAC Circuit Breakers
11. 120 VAC GFCI Receptacles
12. 120/240 VAC Full-KVA 1-Phase Receptacle
13. 240 VAC Full-KVA 3-Phase Receptacle
14. Full-KVA 1- & 3-Phase Circuit Breaker
15. Covered Weld Output Terminals + and -
16. Ground Stud
17. 14-Pin Wire Feeder Connector
18. 6-Pin Remote Control Connector
19. Arc Force & Inductance/Pinch Control Dial
20. Welding Terminals Control Switch
21. Wire Feeder Voltmeter Polarity Switch
22. Digital Amps and Volts Output Meters
23. VRD Indicator Lights
24. Output Control Dial

Note: Control panel door not shown.

## A CLOSER LOOK

### QUALITY AND RELIABILITY

- Simple wire harnessing keeps connections to a minimum for greater reliability. Lead and harness strain reliefs on all control connections help ensure trouble-free performance.
- Engine Protection System includes automatic shutdown for low oil pressure or high engine temperature.
- Indicator light turns on for low oil pressure or high engine temperature. A second indicator light turns on if the engine battery charging system malfunctions.
- Circuit breaker protection on the battery ignition system provides added component protection.
- Environmental friendly engine! Engine has a closed breather system to keep the engine compartment and ground clean. This system eliminates oil mist from collecting inside the engine compartment, especially on surfaces that would lower engine cooling efficiency.
- Self-bleeding engine simplifies startup if your fuel tank runs dry.
- Perkins® engine camshaft is gear-driven. No timing belt maintenance.
- Printed circuit boards are environmentally-shielded using Lincoln's engineered potting and protective frame trays.
- Dependability and long life aided by all-copper windings in rotor and stator with high quality insulation.
- Standard stainless steel roof, side panels and engine-access door deliver added protection, durability and corrosion-resistance. Eliminates the need to paint or replace rusting panels.
- Manufactured under a quality system certified to ISO 9001 requirements and ISO 14001 environmental standards.
- Three-Year Lincoln Warranty on welder. (Engine is warranted separately by the manufacturer.)



### MACHINE SPECIFICATIONS

Product Name	Ordering Information	Description	CC/Pipe-Rated DC Output(1) Current/Voltage/Duty Cycle	CV Rated Output(1) Current/Voltage/Duty Cycle	AC Power(3) (4)	Dimensions (6) H x W x L inches (mm)	Weight lbs. (kg)
Vantage® 400	<b>NEW!</b> K2410-2	400 Amp DC Welder with Engine Gauges  19,000 Watts Peak 17,000 Watts Continuous AC Power 3-Phase  12,000 Watts Peak 11,000 Watts Continuous AC Power 1-Phase	<b>DC Constant Current</b> 400A/36V/100% 450A/32V/100% 30-500 Amps  <b>DC Pipe Current</b> 300A/32V/100% 40-300A  <b>Touch-Start TIG® Range</b> 250A/30V/100% 20-250 Amps  Single Dial Continuous Control 60V DC Max OCV @1880 RPM	<b>DC Constant Voltage(2)</b> 400A/36V/100% 450A/32V/100%  14-36V Single Dial Continuous Control  <b>Wire Feeder Power</b> 120V/60Hz 42V/60Hz	19,000 Peak Watts, 60 Hz  Two 120V Duplex GFCI <u>Receptacles</u> 20A Per Duplex 40A Total <b>(5)</b>  1-Phase Full KVA <u>Receptacle</u> 46A@240V 46A@120V Each Branch Circuit <b>(5)</b>  3-Phase Full KVA <u>Receptacle</u> 41A@240V	35.9 x 25.3 x 60.0 (913 x 642 x 1524)	1230 (559)

(1) High Altitude: For maximum rating, derate the output 2.5% to 3.5% for every 1,000 ft. (300 m). High Temperature: For maximum rating, derate 2 volts for every 18°F (10°C) above 104°F (40°C).

(2) DC Constant Voltage capability provides convenience and added safety when welding in electrically hazardous conditions.

(3) When welding, available auxiliary power will be reduced. Output voltage is within +/- 10% at all loads up to rated capacity.

(4) 120V will operate either 60Hz or 50/60 Hz power tools, lights, etc.

(5) Circuits cannot be wired in parallel to operate the same device.

(6) Height is to top of case. Add 7.4 in. (187mm) to top of exhaust elbow.

### ENGINE SPECIFICATIONS

Product Name	Description	Horsepower & Displacement	Capacities	Operating Speeds	Fuel Consumption
Perkins® 404D-22 (7) <b>NEW!</b> EPA Tier 4i	4 Cylinder, 4 Cycle Water-Cooled Diesel Engine, 12V Electric Start, Dry Type Air Cleaner, Fuel Filter with Water Separator	32.7 HP@1800 RPM  136 cu. in. (2.2 ltrs)	FUEL: 15 gals (57 ltrs)  OIL: 8.5 qts (8.0 ltrs)  RADIATOR COOLANT: 8.0 qts (7.6 ltrs)	<b>400A Load</b> 1800 RPM  <b>High Idle</b> 1880 RPM  <b>Low Idle</b> 1400 RPM	1.2 Gal/Hr 4.4 Ltr/Hr  0.4 Gal/Hr 1.5 Ltr/Hr  0.3 Gal/Hr 1.1 Ltr/Hr

(7) Perkins® warranty is 2 years/2,000 hours, all non-electric components, 3 years major non-electric components. See warranty for details.

**SYSTEM SELECTION**

**One-Pak® Welding Packages**

Order a Lincoln One-Pak® and get everything you need to complete a welding package - all with one order number. (One-Pak® Packages require assembly.)

**Each UNASSEMBLED Package Contains:**

- Vantage® 400 (See Order Number Below)
- NEW!** • Medium Welder Trailer (K2636-1)
- NEW!** • Duo-Hitch™ 2" Ball/Lunette Eye Hitch (included)
- NEW!** • Fender and Light Kit (K2639-1)
- NEW!** • Cable Rack (K2640-1)
- Cable Connectors - two (K2487-1)
- Electrode Cable 3/0, two 50 ft. (15.3 m) lengths (K2485-3)
- Electrode Cable 3/0, 10 ft. (3 m) (K2483-3)
- Work Cable 3/0, 50 ft. (15.3 m) (K2484-3)
- 400A Electrode Holder (K909-8)
- 500A Work Clamp (K910-2)

**Order:**

**NEW!** K2508-3 Vantage® 400 One-Pak® Package



Vantage® 400



K2636-1 Medium Welder Trailer



Duo-Hitch™ 2" Ball/Lunette Eye Hitch (included)



K2640-1 Cable Rack

**Ready-Pak® Welding Packages**

Order a Lincoln Ready-Pak® Package and get an **assembled** welding package.

**Each COMPLETELY ASSEMBLED Package Contains:**

- Vantage® 400 (See Order Number Below)
- NEW!** • Medium Welder Trailer (K2636-1)
- NEW!** • Duo-Hitch™ 2" Ball/Lunette Eye Hitch (included)
- NEW!** • Fender and Light Kit (K2639-1)
- NEW!** • Cable Rack (K2640-1)
- Cable Connectors - two (K2487-1)
- Electrode Cable 3/0, two 50 ft. (15.3 m) lengths (K2485-3)
- Electrode Cable 3/0, 10 ft. (3 m) (K2483-3)
- Work Cable 3/0, 50 ft. (15.3 m) (K2484-3)
- 400A Electrode Holder (K909-8)
- 500A Work Clamp (K910-2)

**Order:**

**NEW!** K2509-3 Vantage® 400 Ready-Pak® Package



Completely Assembled Ready-Pak® Pkg.

**GENERAL OPTIONS**



120V

**Power Plug Kit (20A)**  
Provides four 120V plugs rated at 20 amps each, and one dual voltage, full KVA 1-phase plug rated at 120/ 240V, 50 amps. 120V plug may not be compatible with common household receptacles.  
**Order K802N**



120V

**Power Plug Kit (15A)**  
Provides four 120V plugs rated at 15 amps each, and one dual voltage, full KVA 1-phase plug rated at 120/ 240V, 50 amps. 120V plug is compatible with common household receptacles.  
**Order K802R**



**Full-KVA Power Plug (1-Phase)**  
One dual voltage plug rated at 120/240V, 50 amps. NEMA 14-50P.  
**Order T12153-9**

**Full-KVA Power Plug (3-Phase)**  
One plug rated at 240V, 50 amps. NEMA 15-50P.  
**Order T12153-10**

**NEW! Medium Welder Trailer**



For heavy-duty road, off-road, plant and yard use. Includes pivoting jack stand, safety chains, and 13" wheels. Stiff .120" welded rectangular steel tube frame construction is phosphate etched and powder coat painted for superior rust and corrosion resistance. Low sway suspension gives outstanding stability with manageable tongue weight. Wheel bearings are packed with high viscosity, high pressure, low washout Lubriplate® grease. Includes a Duo-Hitch™ – a 2" Ball/Lunette Eye combination hitch. Overall width 60".  
**Order:**  
**K2636-1** Trailer  
**K2639-1** Fender & Light Kit  
**K2640-1** Cable Rack

**NEW! Four-Wheeled Steerable Yard Trailer**



For off-road, plant and yard use. Includes an automatically engaging drawbar lock when the drawbar is raised to the verticle position. 13" wheels. Wheel bearings are packed with high viscosity, high pressure, low washout Lubriplate® grease. Stiff 3/16" welded rectangular steel frame construction is phosphate etched and powder-coat painted for superior rust and corrosion resistance. Also includes a Duo-Hitch™ – a 2" Ball/ Lunette Eye combination hitch. Overall width: 55".  
**Order K2641-2**



**Spark Arrestor Kit**  
Mounts to Muffler Exhaust Tube. Virtually eliminates spark emissions.  
**Order K903-1**



**Service Indicator Kit**  
Provides a GO/NO-GO visual indication of air cleaner element useful service life. Filter service based on restriction readings allows the longest life possible from the filter and best engine protection.  
**Order K1858-1**

**NEW! Cold Weather Heater and Tarp Kit**  
For engine starting and operation in extreme cold weather conditions down to -40°F(-40°C) (with the use of 0W40 synthetic oil and arctic diesel fuel). Includes 120V AC oil pan heater, 120V AC engine block heater, and radiator grill tarp.  
**Order K2679-1**



**STICK OPTIONS**



**Accessory Kit**  
Includes 35 ft. (10.7 m) 2/0 electrode cable with lug, 30 ft. (9.1 m) 2/0 work cable with lugs, headshield, filter plate, cover plate, work clamp and electrode holder. 400 amp capacity.  
**Order K704**



**Remote Output Control**  
Consists of a control box with choice of two cable lengths. Permits remote adjustment of output.  
**Order K857** for 25 ft. (7.6 m)  
**K857-1** for 100 ft. (30.5 m)

**TIG OPTIONS**



**Pro-Torch® PTA-26V TIG Torch**  
Air-cooled 200 amp torch (2 piece) equipped with valve for gas flow control. 25 ft. (7.6 m) length.  
**Order K1783-9**



**Magnum® Parts Kit for PTA-26V TIG Torch**  
Magnum® Parts Kit provides all the torch accessories you need to start welding. Parts kit provides collets, collet bodies, a back cap, alumina nozzles and tungstens in a variety of sizes, all packaged in an easy to carry reclosable sack.  
**Order KP509**



**Foot Amptrol®**  
Provides 25 ft. (7.6 m) of remote output control for TIG welding. (6-pin plug connection).  
**Order K870**

## RECOMMENDED OPTIONS



**Hand Amptrol®**  
Provides 25 ft. (7.6 m) of remote current control for TIG welding. (6-pin plug connection). Velcro straps secure torch.  
**Order K963-3** (one size fits all Pro-Torch® TIG Torches)



**Precision TIG® 225 Ready-Pak® Pkg.**  
For AC TIG Welding with square wave performance, use the AC generator of the engine-driven welder to supply the power (Full rated output may not be available). Easy setup. Includes torch, Foot Amptrol® and Gas Regulator & Hose. Requires the K1816-1 Full KVA Adapter Kit.  
**Order K2535-1**



**Invertac® V205-T AC/DC One-Pak® Package**  
For AC TIG welding with square wave performance, use the AC generator of the engine-driven welder to supply the power. Easy setup. Includes torch, parts kit, regulator and hose kit, Twist-Mate™ torch adapter, work cable with Twist-Mate end and foot Amptrol®. Requires K1816-1 Full-KVA Adapter Kit.  
**Order K2350-2**



**Full - KVA Adapter Kit (1-Phase)**  
Provides convenient connection of Lincoln Electric equipment having a 240V AC 1-phase plug (NEMA 6-50P) to the full-KVA receptacle on Lincoln engine-driven welders.  
**Order K1816-1**

### WIRE FEEDER OPTIONS



**NEW! LN-25 PRO Wire Feeder**  
Portable CC/CV unit for flux-cored and MIG welding with MAXTRAC® wire drive system. Includes gas solenoid and internal contactor  
**Order K2613-1**



**Magnum® 350 Innershield Gun (for LN-25 PRO)**  
For self-shielded wire with 15 ft. (4.5 m) cable. For .062"-3/32" (1.6-2.4 mm) wire.  
**Order K126-2**



**Drive Roll and Guide Tube Kit (for LN-25 PRO)**  
For cored or solid steel wire.  
**Order KP1697-068**  
for .068"-.072" (1.8 mm)  
**KP1697-5/64**  
for 5/64" (2.0 mm)



**Magnum® 300 MIG Gun**  
For .035"-.045" (0.9-1.2 mm) gas-shielded wire with 15 ft. (4.5 m) cable.  
**LN-25 PRO Order:**  
**K1802-1** (Includes Connector Kit)



**Drive Roll and Guide Tube Kit (for LN-25 PRO)**  
For .035" and .045" (0.9-1.1 mm) solid steel wire.  
**Order KP1696-1**



**NEW! LN-23P Wire Feeder**  
Portable CV unit for Innershield pipe welding. Includes drive rolls and guide tubes. Requires K2393-1 or -2 Input Cable Assembly and Magnum® Innershield® Gun.  
**Order K316L-2**



**NEW! Input Cable Assembly for LN-23P**  
8-socket to 14-pin control cable with lugged electrode cable for K316L-2 LN-23P Wire Feeder.  
**Order:**  
**K2393-1 25 ft (7.6 m)**  
**K2393-2 75 ft (22.9 m)**



**Magnum® 350 Innershield® Gun (for LN-23P)**  
Rated 350 amps, 60% duty cycle. For .068"-5/64" (1.7-2.0 mm) Innershield® wire and includes reduced speed switch.  
**Order K345-10**



**Magnum® SG Spool Gun**  
Hand held semiautomatic wire feeder. Requires SG Control Module and Input Cable.  
**Order K487-25**



**SG Control Module**  
The interface between the power source and the spool gun. Provides control of the wire speed and gas flow. For use with a spool gun.  
**Order K488**



**Input Cable (For SG Control Module)**  
For Lincoln engine power sources with 14-pin MS-type connection, separate 115V NEMA receptacles and output stud connections.  
**Order K691-10**

### PLASMA CUTTING



**Pro-Cut® 55**  
Cuts metal using the AC generator power from the engine-driven welder. Accepts 3-phase or 1-phase input power. Requires the K1816-1 Full KVA adapter kit, if connected for 1-phase input power.  
**Order K1580-1**



**Full-KVA Adapter Kit (1-Phase)**  
Provides convenient connection of Lincoln Electric equipment having a 240V AC 1-phase plug (NEMA 6-50P) to the full-KVA receptacle on Lincoln engine-driven welders.  
**Order K1816-1**

**VANTAGE® 400 ORDER FORM**

PRODUCT DESCRIPTION	ORDER NUMBER	QUANTITY	PRICE
<b>NEW!</b> VANTAGE® 400	K2410-2		
<b>NEW!</b> VANTAGE® 400 ONE-PAK® PKG.	K2508-3		
<b>NEW!</b> VANTAGE® 400 READY-PAK® PKG.	K2509-3		
<b>RECOMMENDED GENERAL OPTIONS</b>			
<b>NEW!</b> Power Plug Kit - 20 amp	K802N		
Power Plug Kit - 15 amp	K802R		
Full-KVA Power Plug (1-Phase)	T12153-9		
Full-KVA Power Plug (3-Phase)	T12153-10		
<b>NEW!</b> Medium Welder Trailer with Duo-Hitch™ 2" Ball/Lunette Eye Hitch	K2636-1		
<b>NEW!</b> - Fender and Light Kit	K2639-1		
<b>NEW!</b> - Cable Rack	K2640-1		
<b>NEW!</b> Four-Wheeled Steerable Yard Trailer (with Duo-Hitch™: 2" Ball/Lunette Eye Hitch)	K2641-2		
Spark Arrestor Kit	K903-1		
Service Indicator Kit	K1858-1		
<b>NEW!</b> Cold Weather Heater & Tarp Kit	K2679-1		
<b>RECOMMENDED STICK OPTIONS</b>			
Accessory Kit	K704		
Remote Output Control			
- 25 ft. (7.6m)	K857		
- 100 ft. (30.5m)	K857-1		
<b>RECOMMENDED TIG OPTIONS</b>			
<b>NEW!</b> Pro-Torch® PTA-26V TIG Torch	K1783-9		
<b>NEW!</b> Magnum® Parts Kit For PTA-26V TIG Torch	KP509		
<b>NEW!</b> Foot Amptrol®	K870		
Hand Amptrol® (All Pro-Torch® TIG torches)	K963-3		
Precision TIG® 225 Ready-Pak® Pkg. (for AC TIG Welding)	K2535-1		
Invertec® V205-T AC/DC One-Pak® Pkg. (for AC TIG welding)	K2350-2		
- Full KVA Adapter Kit (required for K2535-1 and K2350-1)	K1816-1		
<b>RECOMMENDED WIRE FEEDER OPTIONS</b>			
<b>NEW!</b> LN-25 PRO Wire Feeder	K2613-1		
Magnum® 350 Innershield® Gun	K126-2		
Drive Roll and Guide Tube Kit .068"-.072" (for LN-25 PRO)	KP1697-068		
Drive Roll and Guide Tube Kit 5/64" (for LN-25 PRO)	KP1697-5/64		
Magnum® 300 MIG Gun (for LN-25 PRO) (includes Connector Kit)	K1802-1		
Drive Roll and Guide Tube Kit (for LN-25 PRO)	KP1696-1		
<b>NEW!</b> LN-23P Wire Feeder	K316L-2		
<b>NEW!</b> - Input Cable Assembly, 25 ft. (7.6 m)	K2393-1		
<b>NEW!</b> - Input Cable Assembly, 50 ft. (15.2 m)	K2393-2		
Magnum® 350 Innershield® Welding Gun	K345-10		
Magnum® SG Spool Gun®	K487-25		
- SG Control Module (required)	K488		
- Input Cable (required)	K691-10		
<b>RECOMMENDED PLASMA CUTTING OPTIONS</b>			
Pro-Cut® 55	K1580-1		
- Full KVA Adapter Kit (required for 1-phase input power)	K1816-1		
<b>TOTAL:</b>			

**CUSTOMER ASSISTANCE POLICY**

The business of The Lincoln Electric Company® is manufacturing and selling high quality welding equipment, consumables, and cutting equipment. Our challenge is to meet the needs of our customers and to exceed their expectations. On occasion, purchasers may ask Lincoln Electric for information or advice about their use of our products. Our employees respond to inquiries to the best of their ability based on information provided to them by the customers and the knowledge they may have concerning the application. Our employees, however, are not in a position to verify the information provided or to evaluate the engineering requirements for the particular weldment. Accordingly, Lincoln Electric does not warrant or guarantee or assume any liability with respect to such information or advice. Moreover, the provision of such information or advice does not create, expand, or alter any warranty on our products. Any express or implied warranty that might arise from the information or advice, including any implied warranty of merchantability or any warranty of fitness for any customers' particular purpose is specifically disclaimed.

Lincoln Electric is a responsive manufacturer, but the selection and use of specific products sold by Lincoln Electric is solely within the control of, and remains the sole responsibility of the customer. Many variables beyond the control of Lincoln Electric affect the results obtained in applying these types of fabrication methods and service requirements.

Subject to Change – This information is accurate to the best of our knowledge at the time of printing. Please refer to [www.lincolnelectric.com](http://www.lincolnelectric.com) for any updated information.



**THE LINCOLN ELECTRIC COMPANY®**

22801 St. Clair Ave., Cleveland, OH 44117-1199 • 216.481.8100 • [www.lincolnelectric.com](http://www.lincolnelectric.com)



## Free Manuals Download Website

<http://myh66.com>

<http://usermanuals.us>

<http://www.somanuals.com>

<http://www.4manuals.cc>

<http://www.manual-lib.com>

<http://www.404manual.com>

<http://www.luxmanual.com>

<http://aubethermostatmanual.com>

Golf course search by state

<http://golfingnear.com>

Email search by domain

<http://emailbydomain.com>

Auto manuals search

<http://auto.somanuals.com>

TV manuals search

<http://tv.somanuals.com>