

# LINDY®

## CONNECTION PERFECTION

### 8 Port PoE Midspan Switch

User Manual

English



LINDY No. 25058

CE

FCC

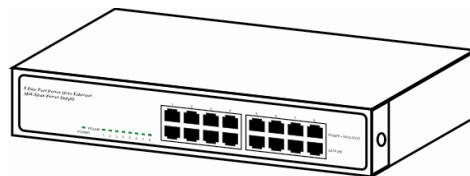
For Home and Office Use  
Tested to Comply with  
FCC Standards

[www.LINDY.com](http://www.LINDY.com)

## Introduction

This PoE Mid-span is 8-pair port power supply consisting of 8 Ethernet data input ports, and 8 Ethernet data output ports with 48V power equipped, which is fully IEEE 802.3af compliant. Any Ethernet “Data” cable can directly connect to the input port and then come out “Data + Power” from output port. It is smart plug and play and very easy to install in any existing networking system, to bring in PoE features without any new reconfiguration.

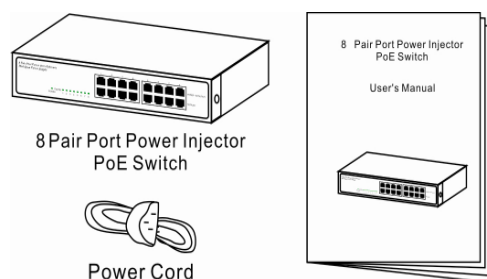
The compact rigid desktop size was specifically designed for small to medium workgroups. It can be installed where space is limited; moreover, it provides smooth network migration and easy upgrade to network capacity.



## Package Contents

Before you start to install this switch, please verify your package that contains the following items:

- One PoE Mid-Span Power Supply
- One Power Cord
- One User’s Manual



Note: If any of these items is found missing or damaged, please contact your local supplier for replacement.

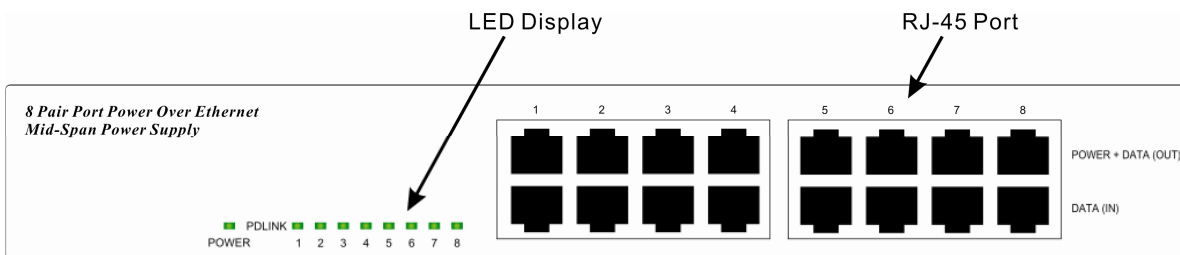
## Key Features

- 8 “Data” input ports compliant with IEEE 802.3 10BaseT and IEEE 802.3u 100BaseTX
- 8 “Data + Power” PSE/PoE output ports compliant with IEEE 802.3 10BaseT, IEEE 802.3u 100BaseTX and IEEE 802.3af PoE
- Supporting the power Max. 15.4 W for each PSE/PoE port
- 11” Desktop size with metal case
- Can be installed in a 19” cabinet by rack-mount kit
- Each output port has output current limited, short-circuit protection, complete Power Device (PD) detection and classification
- Smart Plug & Play

**Front Panel (LEDs)**

**LED Indicators of 8 Pair Port PoE Mid-Span Power Supply**

LED	Status	Description
Power	On	Power is on.
	Off	Power is off.
PD Link	On	Port is connected to a Power Device port and supplies 48
	Off	No Power Device is connected

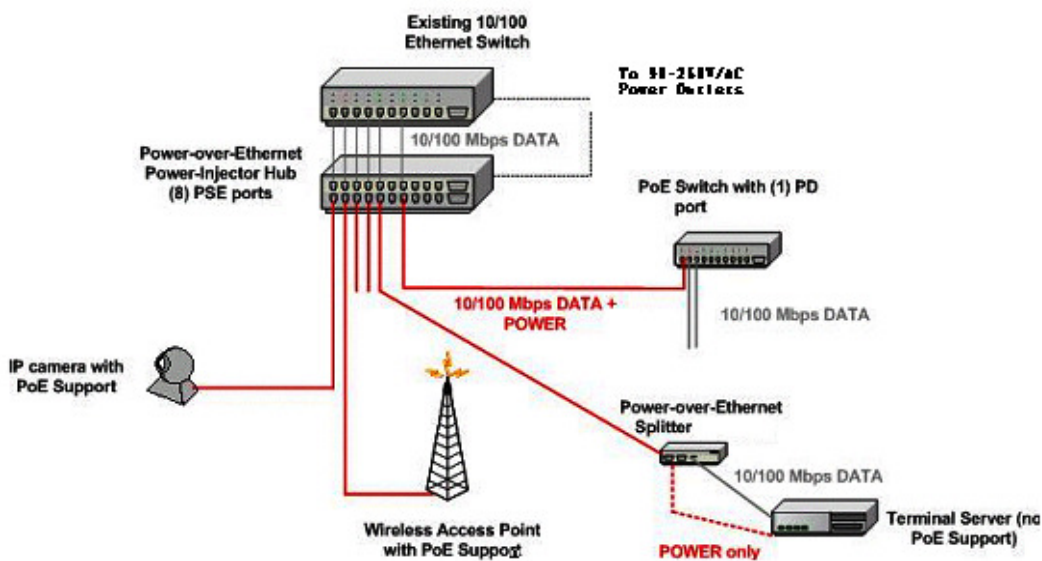


**Connections**

**Power Device/Existing Switch to this 8 Pair Port Mid-Span Power Supply**

Use Cat. 5 twisted-pair cable from the existing switch to the “Data” input port of this Mid-span Power Supply, and then connect the “Data + Power” output port to the Power Device, such as Wireless AP, another switches with PD function...etc.

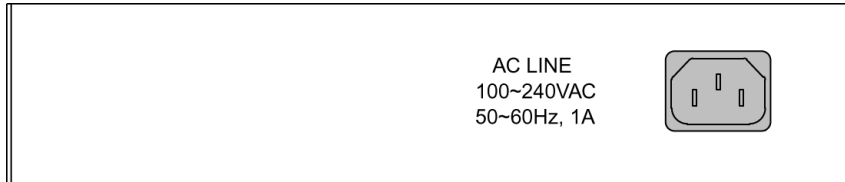
**Power-over-Ethernet Switches**



## Rear Panel (Power)

### AC input

AC input (100~240V/AC, 50~60Hz) UL Safety



## Technical Specifications

Standards	IEEE 802.3af IEEE 802.3 10BaseT IEEE 802.3u 100BaseTX
Features	Number of Ports: 8 10/100BaseT(X) Data-In Ports 8 10/100BaseT(X) Data and Power-Out Ports
LED Indicators	Per Port: PoE ACT/Status Per Unit: Power
Power Input	100~240V/AC, 50~60Hz
Power Output	48V/DC Per Port Output – 15.4 W Max Per Port 8 Ports at Full 15.4 W Output Supported
Power Consumption	130 Watts (Max)
Dimensions	266 × 160 × 44 mm (L x W x H)
Weight	2.5 kg
Operating Temperature	0 to 55 °C
Storage Temperature	-20 to 90 °C
Humidity	10 to 90% RH (non-condensing)
Certifications	FCC Class A, CE

# Radio Frequency Energy, Certifications

## FCC Warning

This device complies with part 15 of the FCC Rules.

Operation is subject to the following two conditions:

1. This device may not cause harmful interference, and
2. This device must accept any interference received, including interference that may cause undesired operation.

## CE Statement, EMC Compatibility

This device complies with EN Standards EN55022 and EN55024 according to the relevant EC EMC Directive. It must be used with shielded cables only to maintain EMC compatibility.

Dieses Produkt entspricht den einschlägigen EMV Richtlinien der EU und darf nur zusammen mit abgeschirmten Kabeln verwendet werden.

## LINDY Herstellergarantie

LINDY gewährt für dieses Produkt über die gesetzliche Regelung hinaus eine zweijährige Herstellergarantie ab Kaufdatum. Die detaillierten Bedingungen dieser Garantie finden Sie auf der LINDY Website aufgelistet bei den AGBs.



**WEEE (Waste of Electrical and Electronic Equipment),  
Recycling of Electronic Products**

In 2006 the European Union introduced regulations (WEEE) for the collection and recycling of all waste electrical and electronic equipment. The wheeled bin symbol shown indicates that this product must not be disposed of with household waste. Instead the product must be recycled in a manner that is environmentally friendly. For more information on how to dispose of this product, please contact your local recycling centre or your household waste disposal service. Each individual EU member state has implemented the WEEE regulations into national law in slightly different ways. Please follow your national law when you want to dispose of any electrical or electronic products.

More details can be obtained from your national WEEE recycling agency.

### Germany / Deutschland

Die Europäische Union hat mit der WEEE Richtlinie umfassende Regelungen für die Verschrottung und das Recycling von Elektro- und Elektronikprodukten geschaffen. Diese wurden von der Bundesregierung im Elektro- und Elektronikgerätegesetz – ElektroG in deutsches Recht umgesetzt. Dieses Gesetz verbietet vom 24. März 2006 an das Entsorgen von Elektro- und Elektronikgeräten über die Hausmülltonne! Diese Geräte müssen den lokalen Sammelsystemen bzw. örtlichen Sammelstellen zugeführt werden! Dort werden sie kostenlos entgegen genommen. Die Kosten für den weiteren Recyclingprozess übernimmt die Gesamtheit der Gerätehersteller.



LINDY No 25058

1<sup>st</sup> Edition, March 2010

[www.lindy.com](http://www.lindy.com)

## Free Manuals Download Website

<http://myh66.com>

<http://usermanuals.us>

<http://www.somanuals.com>

<http://www.4manuals.cc>

<http://www.manual-lib.com>

<http://www.404manual.com>

<http://www.luxmanual.com>

<http://aubethermostatmanual.com>

Golf course search by state

<http://golfingnear.com>

Email search by domain

<http://emailbydomain.com>

Auto manuals search

<http://auto.somanuals.com>

TV manuals search

<http://tv.somanuals.com>