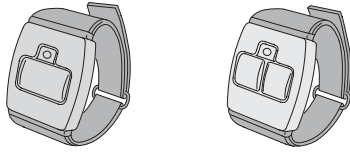


DXS-62 DXS-63



SUPERVISED EMERGENCY TRANSMITTERS



Operation Instructions

Linear

(760) 438-7000 • FAX (760) 438-7043
USA & Canada (800) 421-1587 & (800) 392-0123
Toll Free FAX (800) 468-1340
www.linearcorp.com

PRODUCT DESCRIPTION

The Models DXS-62 and DXS-63 are battery powered, miniature, water-resistant*, supervised transmitters designed for use in emergency applications with Linear's DX and DXS Format receivers. Each is supplied with a wristband, a pocket clip, and a Nylon pendant necklace. Pressing buttons on either transmitter sends a digital coded wireless signal to its companion receiver. **To insure sending a complete signal, press the transmitter button(s) for a minimum of two seconds.**

Each DXS transmitter is factory set to a unique code, so no field coding is required. The one-button DXS-62 sends a signal when its button is pressed. The two-button DXS-63 transmitter sends a signal when both buttons are pressed together. These transmitters can send a signal for up to 30seconds per activation. The red signal indicator on the transmitter lights and a built-in sounder beeps when the unit is activated.

If status transmissions are enabled, they will be sent every two hours. Some receivers are able to use these signals, others are not.

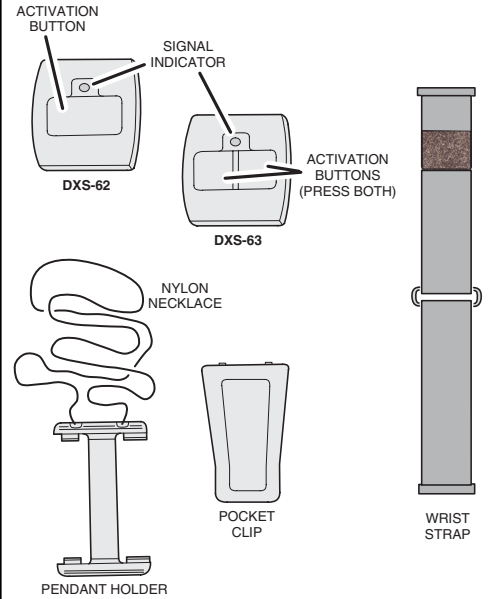
Every two hours the transmitter tests for a low battery. This test takes place even if status transmissions have not been enabled. If the battery tests low, the transmitter sounder will beep and a low battery signal will be sent.

Receivers must be programmed to the transmitter's code before system testing and operation. Refer to the receiver's instructions for details on operation and programming.

Each transmitter is sealed to provide water-resistance. The unit's battery is not replaceable. The transmitter should be discarded at the end of its battery life.

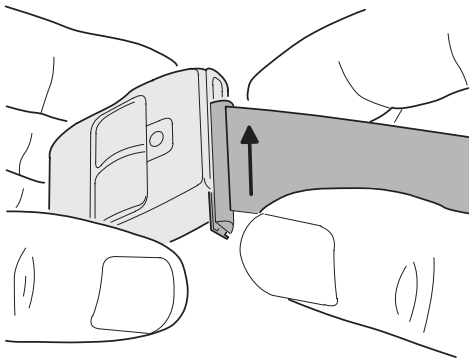
* NOTE: Water resistance not tested by UL

FEATURES



WRISTBAND INSTALLATION

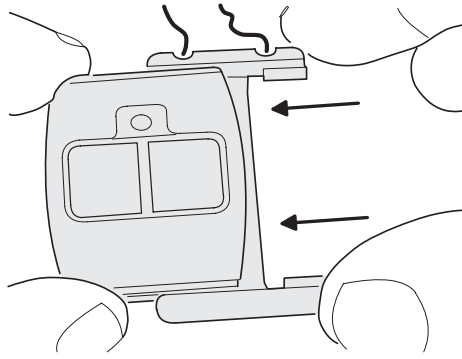
TO INSTALL WRISTBAND, SLIDE STRAPS INTO SLOTS ON ENDS OF TRANSMITTER



NOTE: THE END OF STRAP WITH VELCRO ATTACHES TO THE END CLOSEST TO THE SIGNAL INDICATOR

PENDANT HOLDER INSTALLATION

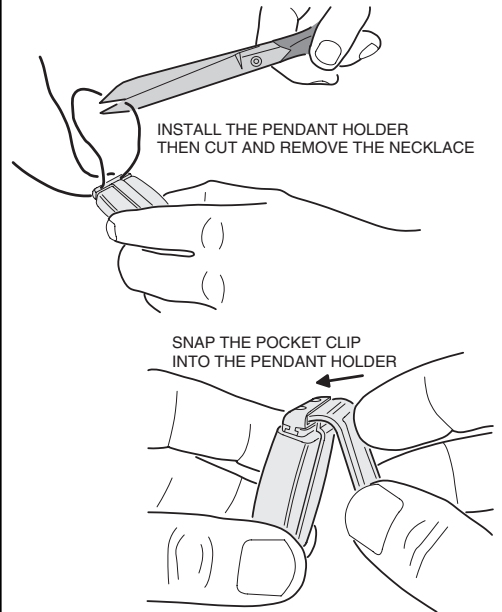
TO INSTALL PENDANT HOLDER, SLIDE HOLDER INTO SLOTS ON ENDS OF TRANSMITTER



NOTE: NECKLACE SIDE OF PENDANT HOLDER FITS CLOSEST TO THE SIGNAL INDICATOR

POCKET CLIP INSTALLATION

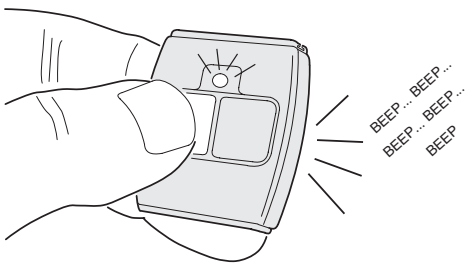
INSTALL THE PENDANT HOLDER THEN CUT AND REMOVE THE NECKLACE



SNAP THE POCKET CLIP INTO THE PENDANT HOLDER

STATUS OPTION & PROGRAMMING

IF THE FOUR HOUR STATUS TIMER IS REQUIRED FOR SUPERVISION, PERMANENTLY ENABLE THE TIMER BY PRESSING THE TRANSMITTER BUTTON FIVE TIMES IN SUCCESSION (USE THE LEFT BUTTON ON DXS-63). THE DXS-62 WILL BEEP AFTER EACH BUTTON PRESS, THE DXS-63 WILL NOT. FIVE BEEPS WILL SOUND WHEN THE TIMER IS ENABLED.



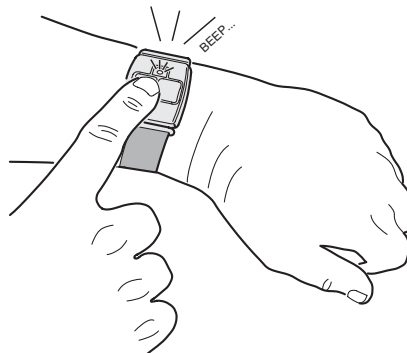
PROGRAM THE TRANSMITTER INTO THE RECEIVER BY PLACING THE RECEIVER INTO PROGRAM MODE. THEN SEND A SIGNAL TO THE RECEIVER FROM THE TRANSMITTER. REFER TO THE RECEIVER'S PROGRAMMING INSTRUCTIONS FOR DETAILS.

SYSTEM TESTING

IMPORTANT! TEST SYSTEM WEEKLY

The manufacturer strongly recommends that you test security equipment frequently. Over a period of time, no electronic products are better than the inspection and maintenance they receive. Therefore, from the time of installation, it is absolutely necessary to test the system at least once a week.

PLACE THE RECEIVER IN A "TEST" MODE AND ACTIVATE THE TRANSMITTER. VERIFY THAT THE SIGNAL IS RECEIVED AND THAT THE SYSTEM REPORTS AS REQUIRED.



LINEAR LIMITED WARRANTY

This Linear product is warranted against defects in material and workmanship for twenty-four (24) months. The Warranty Expiration Date is labeled on the product. **This warranty extends only to wholesale customers** who buy direct from Linear or through Linear's normal distribution channels. Linear does not warrant this product to consumers. Consumers should inquire from their selling dealer as to the nature of the dealer's warranty, if any. **There are no obligations or liabilities on the part of Linear Corporation for consequential damages arising out of or in connection with use or performance of this product or other indirect damages with respect to loss of property, revenue, or profit, or cost of removal, installation, or reinstallation.** All implied warranties, including implied warranties for merchantability and implied warranties for fitness, are valid only until Warranty Expiration Date as labeled on the product. **This Linear Corporation Warranty is in lieu of all other warranties express or implied.**

All products returned for warranty service require a Return Product Authorization Number (RPA#). Contact Linear Technical Services at 1-800-421-1587 for an RPA# and other important details.

IMPORTANT !!!

- Linear radio controls provide a reliable communications link and fill an important need in portable wireless signaling. However, there are some limitations which must be observed.
- * For U.S. installations only: The radios are required to comply with FCC Rules and Regulations as Part 15 devices. As such, they have limited transmitter power and therefore limited range.
 - * A receiver cannot respond to more than one transmitted signal at a time and may be blocked by radio signals that occur on or near their operating frequencies, regardless of code settings.
 - * Changes or modifications to the device may void FCC compliance. Infrequently used radio links should be tested regularly to protect against undetected interference or fault.
 - * A general knowledge of radio and its vagaries should be gained prior to acting as a wholesale distributor or dealer, and these facts should be communicated to the ultimate users.
 - * This device complies with FCC Part 15 and Canada Rules and Regulations. Operation is subject to the following two conditions: (1) This device may not cause harmful interference and (2) this device must accept any interference received, including interference that may cause undesired operation.

Free Manuals Download Website

<http://myh66.com>

<http://usermanuals.us>

<http://www.somanuals.com>

<http://www.4manuals.cc>

<http://www.manual-lib.com>

<http://www.404manual.com>

<http://www.luxmanual.com>

<http://aubethermostatmanual.com>

Golf course search by state

<http://golfingnear.com>

Email search by domain

<http://emailbydomain.com>

Auto manuals search

<http://auto.somanuals.com>

TV manuals search

<http://tv.somanuals.com>