


# DXS-21 DXS-23 DXS-25



## SUPERVISED HANDHELD TRANSMITTERS

### Operation Instructions

**Linear**

(760) 438-7000 • FAX (760) 438-7043  
USA & Canada (800) 421-1587 & (800) 392-0123  
Toll Free FAX (800) 468-1340  
www.linearcorp.com

### PRODUCT DESCRIPTION

The DXS-21, DXS-23 and DXS-25 are supervised, digitally coded radio transmitters designed for use with Linear's DX and DXS Format receivers. Pressing a button on the transmitter sends a digitally coded wireless signal to its companion receiver. **To send a complete signal, press the transmitter button for a minimum of 2 seconds.**

The digital DXS code format features over a million possible codes. The DXS transmitters are precoded at the factory to unique codes, so no field coding is required. The multi-button transmitters send variations of their preset codes depending on which buttons are pressed. Transmitters can send a signal for up to 10 seconds per activation.

The transmitters are supervised for low battery and send hourly status reports. Some receivers are able to use these signals, others are not. Receivers must be programmed to the transmitter code before system testing and operation. Refer to the receiver's instructions for details on operation and programming.

Each transmitter is powered by two self-contained type 2032 3-volt lithium batteries (included). When the batteries voltage gets low, a low battery report is sent with any alarm or status report to notify the receiver. The red LED will blink when the transmitter is activated with low batteries.

A removable pocket clip and belt clip are provided for each transmitter. Either can be attached to the back of the transmitter allowing the unit to be clipped to shirt pocket or slid onto a belt.

The top button on each transmitter can be hidden with the top button cover supplied with each unit.

### TRANSMITTER CONFIGURATIONS

#### DXS-21

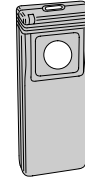
The DXS-21 is a two-button, one-code transmitter. Pressing either the round button on the transmitter's front, or the small button on the transmitter's top will send the same signal.

#### DXS-23

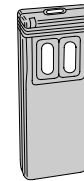
The DXS-23 is a three-button, four-code transmitter. Pressing either of the transmitter's front buttons sends codes one and two. Pressing the small button on the transmitter's top sends code three. Pressing both front buttons **together** sends code four.

#### DXS-25

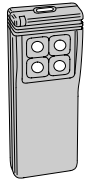
The DXS-25 is a five-button, eight-code transmitter. Pressing any of the transmitter's front buttons sends codes one through four. Holding down the small button on the transmitter's top together with pushing with any of the front buttons sends codes five through eight.



DXS-21



DXS-23

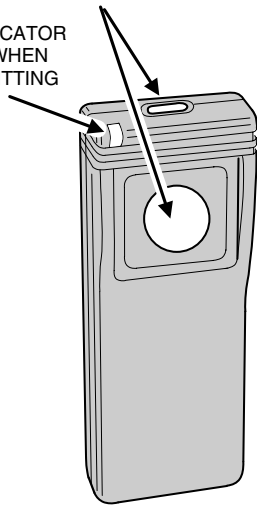


DXS-25

### DXS-21 FEATURES

PRESS EITHER BUTTON TO SEND CODE 1

RED INDICATOR LIGHTS WHEN TRANSMITTING

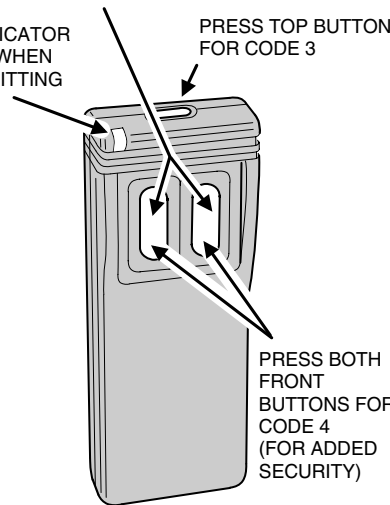


PRESS BUTTONS FOR A MINIMUM OF 2 SECONDS

### DXS-23 FEATURES

PRESS LEFT BUTTON FOR CODE 1  
PRESS RIGHT BUTTON FOR CODE 2

RED INDICATOR LIGHTS WHEN TRANSMITTING



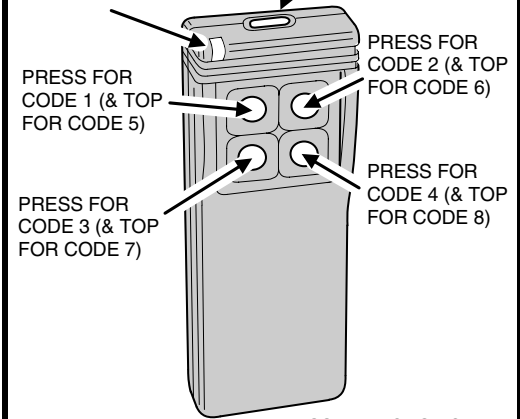
PRESS BOTH FRONT BUTTONS FOR CODE 4 (FOR ADDED SECURITY)

PRESS BUTTONS FOR A MINIMUM OF 2 SECONDS

### DXS-25 FEATURES

USE TOP BUTTON AS "SHIFT" KEY, PRESS TO SELECT CODES 5, 6, 7 & 8 WITH FRONT BUTTONS

RED INDICATOR LIGHTS WHEN TRANSMITTING



PRESS FOR CODE 2 (& TOP FOR CODE 6)

PRESS FOR CODE 1 (& TOP FOR CODE 5)

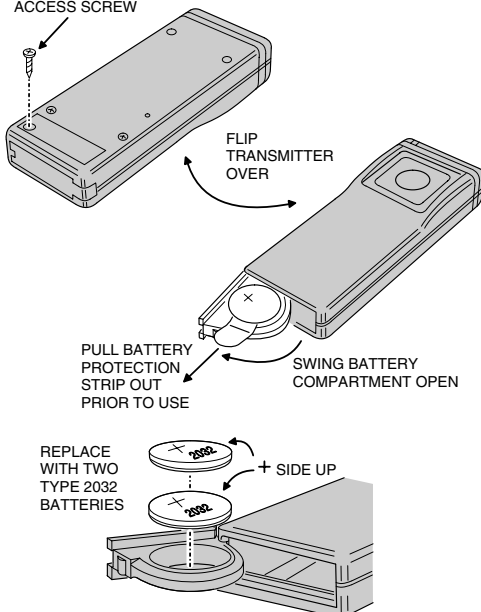
PRESS FOR CODE 3 (& TOP FOR CODE 7)

PRESS FOR CODE 4 (& TOP FOR CODE 8)

PRESS BUTTONS FOR A MINIMUM OF 2 SECONDS

### BATTERY REPLACEMENT

REMOVE BATTERY ACCESS SCREW



FLIP TRANSMITTER OVER

PULL BATTERY PROTECTION STRIP OUT PRIOR TO USE

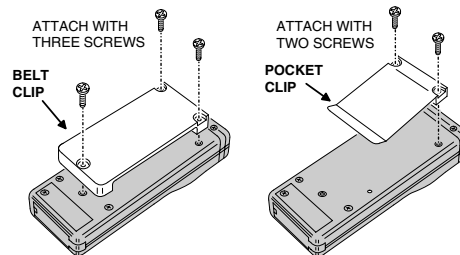
SWING BATTERY COMPARTMENT OPEN

REPLACE WITH TWO TYPE 2032 BATTERIES

+ SIDE UP

### POCKET & BELT CLIP/TOP BUTTON COVER

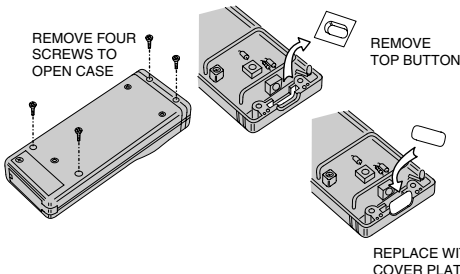
INSTALLING TRANSMITTER CLIPS



BELT CLIP

POCKET CLIP

INSTALLING TOP BUTTON COVER PLATE



REMOVE FOUR SCREWS TO OPEN CASE

REMOVE TOP BUTTON

REPLACE WITH COVER PLATE

### LINEAR LIMITED WARRANTY

This Linear product is warranted against defects in material and workmanship for twelve (12) months. The Warranty Expiration Date is labeled on the product. **This warranty extends only to wholesale customers** who buy direct from Linear or through Linear's normal distribution channels. **Linear does not warrant this product to consumers.** Consumers should inquire from their selling dealer as to the nature of the dealer's warranty, if any. **There are no obligations or liabilities on the part of Linear Corporation for consequential damages arising out of or in connection with use or performance of this product or other indirect damages with respect to loss of property, revenue, or profit, or cost of removal, installation, or reinstallation.** All implied warranties, including implied warranties for merchantability and implied warranties for fitness, are valid only until Warranty Expiration Date as labeled on the product. **This Linear Corporation Warranty is in lieu of all other warranties express or implied.**

All products returned for warranty service require a Return Product Authorization Number (RPA#). Contact Linear Technical Service at 1-800-421-1587 for an RPA# and other important details.

#### IMPORTANT !!!

Linear radio controls provide a reliable communications link and fill an important need in portable wireless signaling. However, there are some limitations which must be observed.

- \* For U.S. installations only: The radios are required to comply with FCC Rules and Regulations as Part 15 devices. As such, they have limited transmitter power and therefore limited range.
- \* A receiver cannot respond to more than one transmitted signal at a time and may be blocked by radio signals that occur on or near their operating frequencies, regardless of code settings.
- \* Changes or modifications to the device may void FCC compliance.
- \* Infrequently used radio links should be tested regularly to protect against undetected interference or fault.
- \* A general knowledge of radio and its vagaries should be gained prior to acting as a wholesale distributor or dealer, and these facts should be communicated to the ultimate users.

## Free Manuals Download Website

<http://myh66.com>

<http://usermanuals.us>

<http://www.somanuals.com>

<http://www.4manuals.cc>

<http://www.manual-lib.com>

<http://www.404manual.com>

<http://www.luxmanual.com>

<http://aubethermostatmanual.com>

Golf course search by state

<http://golfingnear.com>

Email search by domain

<http://emailbydomain.com>

Auto manuals search

<http://auto.somanuals.com>

TV manuals search

<http://tv.somanuals.com>