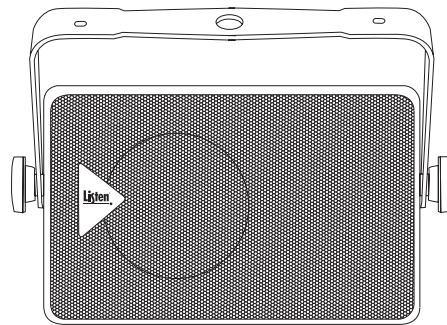


User's Manual LA-316 Expansion Speaker



Listen[®]

www.ListenTech.com

Listen Technologies Corporation
8535 South 700 West, Suite A
Sandy, Utah 84070-2515 U.S.A.
Telephone: 1.801.233.8992
Toll Free (North America): 1.800.330.0891
Fax: 1.801.233.8995
E-mail: info@ListenTech.com

Use with: LR-100-072 Stationary Receiver/Power Amplifier
LR-100-216 Stationary Receiver/Power Amplifier
LR-600-072 Wireless Speaker/Receiver
LR-600-216 Wireless Speaker/Receiver

Don't miss a single sound. Listen.

Welcome to Listen!

Dear Valued Customer,

Thank you for choosing Listen! All of us at Listen are dedicated to providing you the highest quality products and prompt, efficient customer care. Our products are manufactured in an ISO-9000 factory that has been independently certified to the highest quality standards. We stand ready to answer any questions you might have during installation or in the operation of our products. Should there be any problems with your Listen products, we are ready to help you in any way we can. If you have any comments on how we might improve our products or our service, we're here to listen. Here's how to reach us:



Telephone: 1.801.233.8992
Fax: 1.801.233.8995
Toll Free (North America): 1.800.330.0891
E-Mail: support@ListenTech.com
Web: www.ListenTech.com

Thank you... and enjoy your listening experience!

Best regards,

The Listen Team

Listen™ and the Listen Logo are registered trademarks of Listen Technologies Corporation.
LA-316_2005_04_28 © 2005 Listen Technologies Corporation. All Rights Reserved.

Table of Contents

Package Contents	2
Specifications.....	3
Connecting the Expansion Speaker	4
Carrying Options	5
Mounting Options	6
Warranty	7

Package Contents

- LA-316 Expansion Speaker
- 10 feet speaker wire
- Adjustable/removable handle/mounting bracket with leatherette cover
- (2) 0.18 x 1.38 in. (4.5 x 35 mm) screws with hollow wall anchors
- (1) 16 mm nut for mounting the LA-316 on a microphone stand



Listen Part Number

LA-316

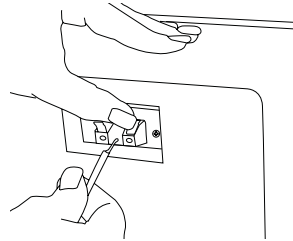
Specifications

Specifications	
Dimensions (H x W x D)	handle upright: 8 x 10.75 x 6.5 in. (20.3 x 27.3 x 16.5 cm), handle offset approximately 2 in. (5.1 cm)
Weight	5 lbs. (2.3 kg)
Ship Weight	7 lbs. (3.2 kg)
Color	Cabinet - black, Handles - dark gray
Frequency Response	63 Hz to 15 KHz \pm 3 db
Impedance	4 ohms
Maximum Power	50 Watts
Input	2 way spring loaded post
Driver	4 in. (10.16 cm) woofer, 1 in. (2.54 cm) tweeter
Other	Integrated wall bracket

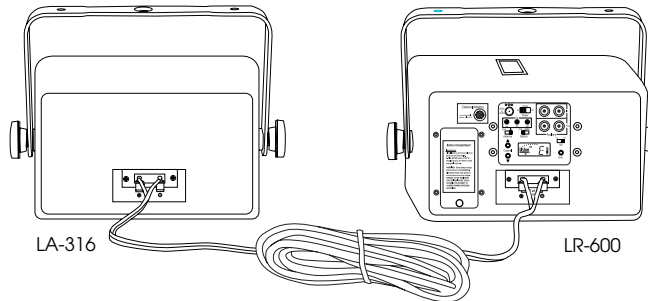
Specifications

Connecting the Expansion Speaker

Connect the speaker wire to the red and black terminals on the back of the LA-316. To do this, press the spring loaded clip down and insert wire as shown below.



Connect the other end of speaker wire to an LR-100 Receiver/Amplifier, LR-600 Receiver/Speaker, or any other source. Make sure to observe correct polarity of wires.



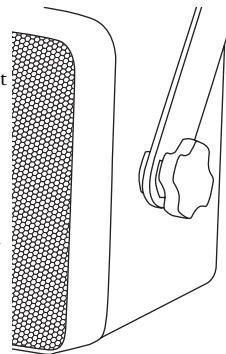
Carrying Options

Carrying Options

The U bracket that comes standard with the LA-316 can be used to permanently mount the unit, set the unit at an angle on a desktop, or be used as a carrying handle.

To change the position of the U bracket:

- Loosen the two screws (the large knobs) on both sides of the LR-600.
Note that you have to loosen the screws considerably to allow the bracket to swivel.
- Rotate the bracket to the desired position.
- Re-tighten the two screws.



Loosen knobs to rotate handle/bracket.

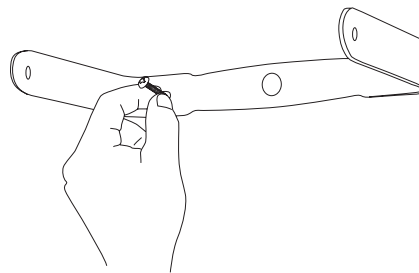
LA-316 Mounting Options

Mounting Options

You can mount the LA-316 to a microphone stand, or you can use the U bracket to directly mount it to any vertical or horizontal surface.

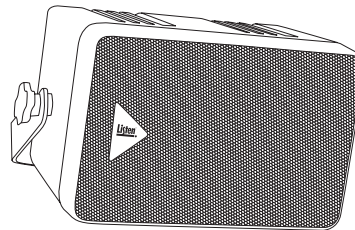
Microphone Stand Mounting

- Locate the microphone stand nut in the included poly bag, or use the nut that comes with the microphone stand.
- Remove the leatherette handle cover.
- Position the U bracket so that it will hold the LA-316 upright on the microphone stand.
- Screw the nut onto the stand and tighten with a wrench.



Vertical / Horizontal Permanent Mounting

- Remove the U bracket by loosening the two screws on both sides of the LA-316. Be careful not to lose the washers.
- Using the two self-tapping screws and (if necessary) hollow wall anchors, mount the bracket to any surface.
- Position the LA-316 into the bracket and tighten the two screws.



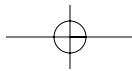
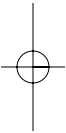
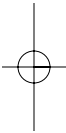
Warranty

Listen Technologies Corporation (Listen®) warrants its transmitters and receivers (LT-700, LT-800, LR-100, LR-300, LR-400, LR-500, LR-600) to be free from defects in workmanship and material under normal use and conditions for the useful lifetime of the product from date of purchase.

All other products and accessories are warranted for ninety days from date of purchase. This warranty is only available to the original end purchaser of the product and cannot be transferred. Warranty is only valid if warranty card has been returned within 90 days of purchase. This warranty is void if damage occurred because of misuse or if the product has been repaired or modified by anyone other than a factory authorized service technician. Warranty does not cover normal wear and tear on the product or any other physical damage unless the damage was the result of a manufacturing defect. Listen is not liable for consequential damages due to any failure of equipment to perform as intended. Listen shall bear no responsibility or obligation with respect to the manner of use of any equipment sold by it. Listen specifically disclaims and negates any warranty of merchantability or fitness of use of such equipment including, without limitation, any warranty that the use of such equipment for any purpose will comply with applicable laws and regulations. The terms of the warranty are governed by the laws of the state of Utah.

Listen will only accept returned products with prepaid shipping and with a return merchandise authorization number (RMA). To receive a return merchandise authorization number call 1.800.330.0891 or 1.801.233.8992. Listen will refund the purchase price of the product to the original purchaser within the first ninety days after purchase if the product does not perform better than a similar competitive product subject to an annual amount to any one original purchaser not to exceed \$1,000 and subject to the conditions of this limited warranty. This is called our Whatever-it-takes Performance Guarantee.

Notes



Listen[®]

www.ListenTech.com

Listen Technologies Corporation
8535 South 700 West, Suite A
Sandy, Utah 84070-2515 U.S.A.
Telephone: 1.801.233.8992
Toll Free (North America): 1.800.330.0891
Fax: 1.801.233.8995
E-mail: info@ListenTech.com

Free Manuals Download Website

<http://myh66.com>

<http://usermanuals.us>

<http://www.somanuals.com>

<http://www.4manuals.cc>

<http://www.manual-lib.com>

<http://www.404manual.com>

<http://www.luxmanual.com>

<http://aubethermostatmanual.com>

Golf course search by state

<http://golfingnear.com>

Email search by domain

<http://emailbydomain.com>

Auto manuals search

<http://auto.somanuals.com>

TV manuals search

<http://tv.somanuals.com>