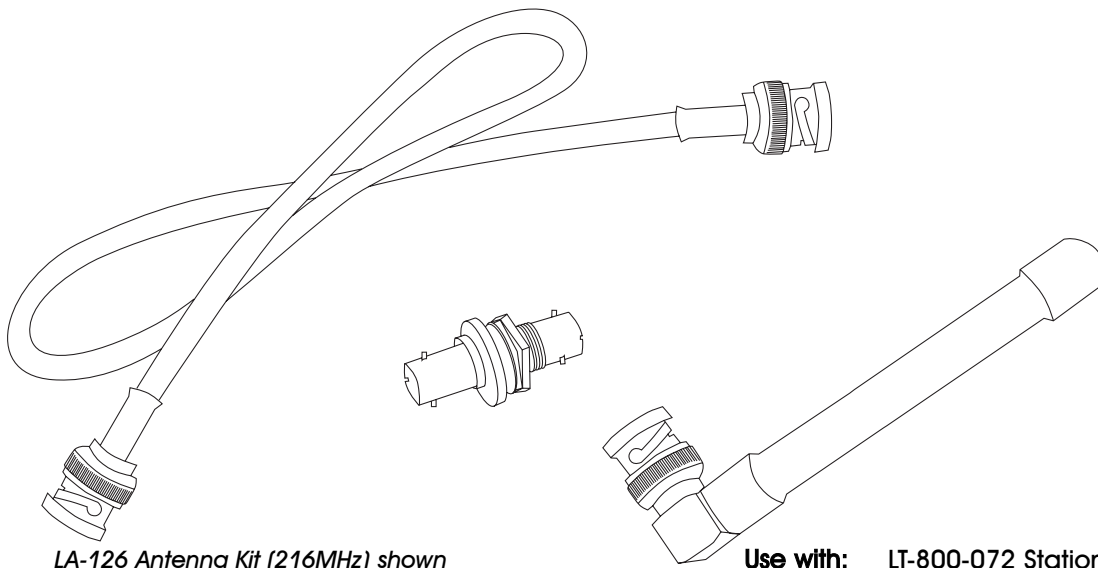


User's Manual

LA-125 / LA-126 Antenna Kit



LA-126 Antenna Kit (216MHz) shown

Use with: LT-800-072 Stationary Transmitter
LT-800-216 Stationary Transmitter
LR-100-072 Stationary Receiver /
Power Amplifier
LR-100-216 Stationary Receiver /
Power Amplifier

Don't miss a single sound. Listen.

Listen[®]

www.ListenTech.com

Listen Technologies Corporation
8535 South 700 West, Suite A
Sandy, Utah 84070-2515 U.S.A.
Telephone: 1.801.233.8992
Toll Free (North America): 1.800.330.0891
Fax: 1.801.233.8995
E-mail: info@ListenTech.com

Dear Valued Customer,

Thank you for choosing Listen! All of us at Listen are dedicated to providing you the highest quality products and prompt, efficient customer care. Our products are manufactured in an ISO-9000 factory that has been independently certified to the highest quality standards. We stand ready to answer any questions you might have during installation or in the operation of our products. Should there be any problems with your Listen products, we are ready to help you in any way we can. Should you have any comments on how we might improve our products or our service, we're here to listen. Here's how to reach us:

Telephone: 1.801.233.8992
Fax: 1.801.233.8995
Toll Free (North America): 1.800.330.0891
E-Mail: support@ListenTech.com
Web: www.ListenTech.com



Thank you... and enjoy your listening experience!

Best regards,

The Listen Team

LA-125 Package Contents

- LA-123 90 Degree Helical ¼ Wave Antenna (72MHz)
- BNC feed-through
- Coaxial cable with BNC connectors
- User Manual



LA-126 Package Contents

- LA-124 90 Degree Helical ¼ Wave Antenna (216MHz)
- BNC feed-through
- Coaxial cable with BNC connectors
- User Manual



Listen Part Numbers

72 MHz: LA-125
216 MHz: LT-126

Table of Contents

Specifications	1
Installation Instructions	2
Warranty	3
Contact	3

Specifications

Antenna Lengths

LA-125(72 MHz):	9.2 in (23 cm)
LA-126 (216 MHz):	5.0 in (12.7 cm)

Coaxial Cable	RG58, 50 Ohms, 18 in (45.7 cm) length with standard BNC connectors
---------------	--

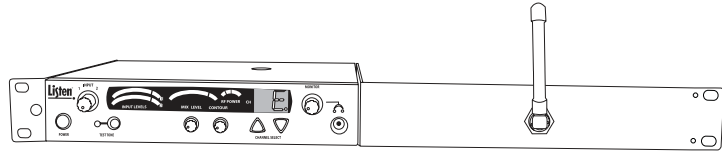
BNC feed-through:	Standard BNC to BNC 50 ohm coaxial connectors
-------------------	---

Shipping Weight:	1 lb. (.45 kg)
------------------	----------------

Installation Instructions

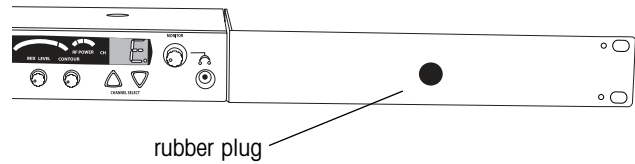
Before you begin:

- A. This optional antenna can be installed only in the single unit rack mount configuration.
- B. Coverage of this antenna is not as good as coverage provided by other types of antennas because of its close proximity to the rack.
- C. When using this optional antenna, mount the assembly as high as possible in the rack.

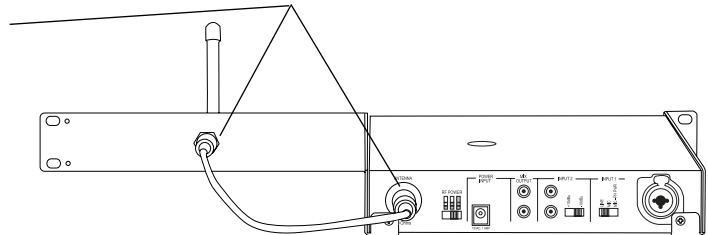


LA-326 Rack Mount Kit shown with LA-126 (216MHz) Antenna installed

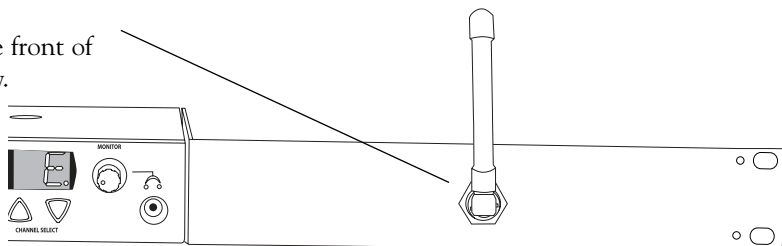
- 1 Remove the rubber plug and mount the BNC feed-through on the right rack mount bracket. Place the rubber grommet on the front side of the bracket and the lockwasher and nut on the back side. Tighten the nut to hold the BNC feed-through in place.



- 2 Attach the BNC-BNC coaxial cable to the back side of the BNC feed-through and to the BNC connector on the rack mounted unit.



- 3 Install the 90 degree helical antenna to the front of the BNC feed-through. Orient it vertically.



Warranty

Listen accessories carry a limited 90 day warranty. This warranty is only available to the original end purchaser of the product and cannot be transferred. Certain conditions apply. The terms of the warranty are governed by the laws of the state of Utah. Listen will only accept returned products with prepaid shipping and with a return authorization number. To receive a return merchandise authorization number call 1.800.330.0891 or 1.801.233.8992. If the product was purchased through a dealer, refunds must be processed through the original dealer.

This limited warranty, prices and the specifications of products are subject to change without notice. For complete warranty information, visit the Listen website at www.ListenTech.com.

Contacting Listen

If technical service is needed, please contact Listen. Pre-authorization is required before returning Listen products. If products were damaged in shipment, please contact the carrier, then contact Listen for replacement or repair requirements payable by the carrier.

Listen's corporate headquarters are located in Sandy, Utah and are open Monday through Friday, 8am to 5pm Mountain Time.

Address:	8535 South 700 West Suite A Sandy, UT 84070-2515 U.S.A.	Web Site:	www.ListenTech.com
		Email:	techsupport@ListenTech.com
Phone:	1.801.233.8992 1.800.330.0891 (North America)		
Fax:	1.801.233.8995		

Listen[®]

www.ListenTech.com

Listen Technologies Corporation

8535 South 700 West, Suite A

Sandy, Utah 84070-2515 U.S.A.

Telephone: 1.801.233.8992

Toll Free (North America): 1.800.330.0891

Fax: 1.801.233.8995

E-mail: info@ListenTech.com

Free Manuals Download Website

<http://myh66.com>

<http://usermanuals.us>

<http://www.somanuals.com>

<http://www.4manuals.cc>

<http://www.manual-lib.com>

<http://www.404manual.com>

<http://www.luxmanual.com>

<http://aubethermostatmanual.com>

Golf course search by state

<http://golfingnear.com>

Email search by domain

<http://emailbydomain.com>

Auto manuals search

<http://auto.somanuals.com>

TV manuals search

<http://tv.somanuals.com>