


# Panasonic

## Hybrid IP-PBX

### PT Programming Manual

---

KX-TDA30/KX-TDA100  
Model KX-TDA200/KX-TDA600



Thank you for purchasing a Panasonic Hybrid IP-PBX.  
Please read this manual carefully before using this product and save this manual for future use.

**KX-TDA30: PSMPR Software File Version 3.0000 or later**  
**KX-TDA100/KX-TDA200: PMPR Software File Version 3.0000 or later**  
**KX-TDA600: PLMPR Software File Version 3.1000 or later**

---

# Introduction

## About this Programming Manual

The PT Programming Manual is designed to serve as a reference to programming the Panasonic Hybrid IP-PBX using a Panasonic proprietary telephone (PT) with display.

The PT Programming Manual is divided into the following sections:

### Section 1, Overview

Provides an overview of programming the PBX.

### Section 2, PT Programming

Serves as reference operating instructions when using a display PT to program the PBX.

### Section 3, Appendix

Provides a list of all related PT programming items for each feature as Feature Programming References.

## References Found in the PT Programming Manual

### PT Programming Manual References

Related sections of the PT Programming Manual are listed for your reference.

### Feature Guide References

The Feature Guide explains what the PBX can do, as well as how to obtain the most of its many features and facilities. Sections from the Feature Guide are listed throughout the PT Programming Manual for your reference.

### Installation Manual References

The Installation Manual provides instructions detailing the installation and maintenance of the PBX. Sections from the Installation Manual are listed throughout the PT Programming Manual for your reference.

## Links to Other Pages and Manuals

If you are viewing this manual with a PC, certain items are linked to different sections of the PT Programming Manual and other Hybrid IP-PBX manuals. Click on a link to jump to that section.

Linked items include:

- [Installation Manual References](#)
- [PT Programming Manual References](#)
- [Feature Guide References](#)

### **WARNING**

**Unplug the PBX from the AC outlet if it emits smoke, an abnormal smell or makes unusual noise. These conditions can cause fire or electric shock. Confirm that smoke has stopped and contact an authorised Panasonic Factory Service Centre.**

---

## NOTES

- The contents of this manual apply to PBXs with a certain software version, as indicated on the cover of this manual. To confirm the software version of your PBX, see **[190] Main Processing (MPR) Software Version Reference**.
- Some optional service cards, PTs, and features are not available in some areas. Additionally, some optional service cards and features are not available for some PBX models. Please consult your certified Panasonic dealer for more information.
- Product specifications are subject to change without notice.
- Throughout this manual, PT displays and other displays are shown in English. Other languages may be available, depending on the country or area.



The KX-TDA30E, KX-TDA30NE, KX-TDA30GR, and KX-TDA30CE are designed to interwork with the:

- Analogue Public Switched Telephone Network (PSTN) of European countries
- Pan-European Integrated Services Digital Network (ISDN) using ISDN basic rate access

The KX-TDA100E/KX-TDA200E, KX-TDA100NE/KX-TDA200NE, KX-TDA100GR/KX-TDA200GR, and KX-TDA100CE/KX-TDA200CE are designed to interwork with the:

- Analogue Public Switched Telephone Network (PSTN) of European countries
- Pan-European Integrated Services Digital Network (ISDN) using ISDN basic rate access
- Pan-European Integrated Services Digital Network (ISDN) using ISDN primary rate access
- ONP 2048 kbit/s digital structured leased lines (D2048S)

The KX-TDA600E, KX-TDA600NE, KX-TDA600GR, and KX-TDA600CE are designed to interwork with the:

- Analogue Public Switched Telephone Network (PSTN) of European countries
- Pan-European Integrated Services Digital Network (ISDN) using ISDN basic rate access
- Pan-European Integrated Services Digital Network (ISDN) using ISDN primary rate access
- ONP 2048 kbit/s digital structured leased lines (D2048S)

Panasonic Communications Co., Ltd./Panasonic Communications Company (U.K.) Ltd. declares that this equipment is in compliance with the essential requirements and other relevant provisions of Radio & Telecommunications Terminal Equipment (R&TTE) Directive 1999/5/EC.

Declarations of Conformity for the relevant Panasonic products described in this manual are available for download by visiting:

<http://www.doc.panasonic.de>

Contact:

Panasonic Services Europe  
a Division of Panasonic Marketing Europe GmbH  
Panasonic Testing Centre  
Winsbergring 15, 22525 Hamburg, Germany

---

# Table of Contents

<b>1</b>	<b>Overview</b>	<b>9</b>
1.1	<b>Introduction</b>	<b>10</b>
1.1.1	Introduction	10
1.1.2	Password Security	11
1.1.3	Entering Characters	12
<b>2</b>	<b>PT Programming</b>	<b>17</b>
2.1	<b>PT Programming</b>	<b>18</b>
2.1.1	Programming Instructions	18
2.1.2	Maximum Values	21
2.1.3	Basic Programming	24
	[000] Date & Time	24
	[001] System Speed Dialling Number	24
	[002] System Speed Dialling Name	24
	[003] Extension Number	24
	[004] Extension Name	25
	[005] Extension Personal Identification Number (PIN)	25
	[006] Operator Assignment	25
	[007] DSS Console Paired Telephone	25
	[008] Absent Message	26
	[010] Charge Margin	26
	[011] Charge Tax	26
	[012] Charge Rate per Unit	26
2.1.4	System Management Programming	27
	[100] Flexible Numbering	27
	[101] Time Service Switching Mode	27
	[102] Time Service Starting Time	27
	[103] Idle Line Access (Local Access)	28
	[110] System Password for Administrator—for PT Programming	28
	[111] System Password for User—for PT Programming	28
	[112] Manager Password	28
	[120] Verification Code	28
	[121] Verification Code Name	29
	[122] Verification Code Personal Identification Number (PIN)	29
	[123] Verification Code COS Number	29
	[130] Decimal Point Position for Currency	29
	[131] Currency	29
	[190] Main Processing (MPR) Software Version Reference	30
2.1.5	Timer Programming	31
	[200] Hold Recall Time	31
	[201] Transfer Recall Time	31
	[203] Intercept Time	31
	[204] Hot Line Waiting Time	31
	[205] Automatic Redial Repeat Times	31
	[206] Automatic Redial Interval	31
	[207] Door Unlock Time	31
	[208] Call Duration Count Starting Time for LCOT	32
	[209] DISA Delayed Answer Time	32
	[210] DISA Trunk-to-Trunk Call Prolong Time	32
	[211] DISA Intercept Time	32
2.1.6	TRS/Barring/ARS Programming	33
	[300] TRS/Barring Override by System Speed Dialling	33
	[301] TRS/Barring Denied Code	33
	[302] TRS/Barring Exception Code	33

	[303] Special Carrier Access Code .....	33
	[304] Emergency Number .....	33
	[320] ARS Mode .....	33
	[321] ARS Leading Number .....	34
	[322] ARS Routing Plan Table Number .....	34
	[325] ARS Exception Number .....	34
	[330] ARS Routing Plan Time Table .....	34
	[331–346] ARS Routing Plan Table (1–16) (KX-TDA30/KX-TDA100/KX-TDA200 only) .....	35
	[347] ARS Routing Plan Table (1–48) (KX-TDA600 only) .....	35
	[350] ARS Carrier Name .....	35
	[351] ARS Trunk Group for Carrier Access .....	35
	[352] ARS Removed Number of Digits for Carrier Access .....	35
	[353] ARS Carrier Access Code .....	36
2.1.7	<b>Trunk Programming</b> .....	<b>37</b>
	[400] LCOT/BRI Trunk Connection .....	37
	[401] LCOT/BRI Trunk Name .....	37
	[402] LCOT/BRI Trunk Group Number .....	37
	[409] LCOT/BRI Trunk Number Reference .....	37
	[410] LCOT Dialling Mode .....	37
	[411] LCOT Pulse Rate .....	37
	[412] LCOT DTMF Minimum Duration .....	38
	[413] LCOT CPC Signal Detection Time—Outgoing .....	38
	[414] LCOT CPC Signal Detection Time—Incoming .....	38
	[415] LCOT Reverse Circuit .....	38
	[416] LCOT Pause Time .....	38
	[417] LCOT Flash/Recall Time .....	38
	[418] LCOT Disconnect Time .....	38
	[420] BRI Network Type .....	39
	[421] BRI DIL/DDI/MSN Selection .....	39
	[422] BRI Subscriber Number .....	39
	[424] BRI Layer 1 Active Mode .....	39
	[425] BRI Layer 2 Active Mode .....	39
	[426] BRI Configuration .....	39
	[427] BRI TEI Mode .....	40
	[450] DIL 1:1 Destination .....	40
	[451] DID Number .....	40
	[452] DID Name .....	40
	[453] DID Destination .....	40
	[470] Trunk Group Intercept Destination (not applicable for MPR Software File Version 3.1000 or later) .....	41
	[471] Host PBX Access Code .....	41
	[472] Extension-to-Trunk Call Duration .....	41
	[473] Trunk-to-Trunk Call Duration .....	41
	[475] DISA Silence Detection .....	41
	[476] DISA Continuous Signal Detection .....	42
	[477] DISA Cyclic Signal Detection .....	42
	[490] Caller ID Signal Type .....	42
	[491] Pay Tone Signal Type (KX-TDA100/KX-TDA200/KX-TDA600 only) .....	42
2.1.8	<b>COS Programming</b> .....	<b>43</b>
	[500] Trunk Group Number .....	43
	[501] TRS/Barring Level .....	43
	[502] Trunk Call Duration Limitation .....	43
	[503] Call Transfer to Trunk .....	43
	[504] Call Forwarding to Trunk .....	43
	[505] Executive Busy Override .....	44
	[506] Executive Busy Override Deny .....	44
	[507] DND Override .....	44
	[508] Account Code Mode .....	44
	[509] TRS/Barring Level for System Speed Dialling .....	44
	[510] TRS/Barring Level for Extension Dial Lock .....	44

	[511] Manager Assignment.....	44
	[512] Permission for Door Open Access.....	45
	[514] Time Service Manual Switching .....	45
	[515] Wireless XDP Parallel Mode for Paired Telephone.....	45
	[516] Programming Mode Limitation.....	45
2.1.9	<b>Extension Programming .....</b>	<b>46</b>
	[600] EXtra Device Port (XDP) Mode .....	46
	[601] Terminal Device Assignment .....	46
	[602] Class of Service .....	46
	[603] Extension User Group .....	46
	[604] Extension Intercept Destination.....	47
	[605] Call Forwarding—No Answer Time .....	47
	[606] CLIP/COLP Number .....	47
	[620] Incoming Call Distribution Group Member.....	47
	[621] Incoming Call Distribution Group Delayed Ringing.....	47
	[622] Incoming Call Distribution Group Floating Extension Number .....	47
	[623] Incoming Call Distribution Group Name .....	48
	[624] Incoming Call Distribution Group Distribution Method.....	48
	[625] Destination for Overflow Time Expiration .....	48
	[626] Overflow Time .....	48
	[627] Destination When All Busy .....	48
	[628] Queuing Call Capacity.....	49
	[629] Queuing Hurry-up Level .....	49
	[630] Queuing Time Table .....	49
	[631] Sequences in Queuing Time Table.....	49
	[632] Maximum Number of Agents .....	49
	[640] Extension User Groups of a Paging Group .....	50
	[641] External Pagers of a Paging Group .....	50
	[650] Extension User Groups of a Pickup Group.....	50
	[660] VM Group Floating Extension Number.....	50
	[680] Idle Extension Hunting Type .....	50
	[681] Idle Extension Hunting Group Member .....	51
	[690] PS Registration.....	51
	[691] PS Termination .....	51
	[692] Personal Identification Number (PIN) for PS Registration .....	52
	[699] CS Status Reference.....	52
2.1.10	<b>Resource/Interface Programming .....</b>	<b>53</b>
	[700] External Pager Floating Extension Number .....	53
	[710] Music Source Selection for BGM (with the KX-TDA30)/BGM2 (with the KX-TDA100/KX-TDA200/KX-TDA600) .....	53
	[711] Music on Hold.....	53
	[712] Music for Transfer .....	53
	[720] Doorphone Call Destination .....	54
	[729] Doorphone Number Reference .....	54
	[730] Outgoing Message (OGM) Floating Extension Number .....	54
	[731] Outgoing Message (OGM) Name.....	54
	[732] DISA Security Mode .....	55
2.1.11	<b>SMDR &amp; Maintenance Programming .....</b>	<b>56</b>
	[800] RS-232C Parameter—New Line Code .....	56
	[800] RS-232C Parameter—Baud Rate.....	56
	[800] RS-232C Parameter—Word Length .....	56
	[800] RS-232C Parameter—Parity Bit .....	56
	[800] RS-232C Parameter—Stop Bit Length.....	56
	[801] External Modem Control.....	56
	[802] SMDR Page Length.....	56
	[803] SMDR Skip Perforation.....	57
	[804] SMDR Outgoing Call Printing.....	57
	[805] SMDR Incoming Call Printing.....	57
	[810] Remote Programming .....	57

---

	[811] Modem Floating Extension Number .....	57
	[812] ISDN Remote Floating Extension Number .....	57
2.1.12	<b>Card Programming</b> .....	<b>58</b>
	[900] Slot Card Type Reference .....	58
	[901] Slot Card Deletion .....	58
	[902] Slot Card Reset .....	58
	[910] OPB3 Option Card Type Reference (KX-TDA100/KX-TDA200/KX-TDA600 only) .....	58
	[911] OPB3 Option Card Deletion (KX-TDA100/KX-TDA200/KX-TDA600 only) .....	58
<b>3</b>	<b>Appendix</b> .....	<b>59</b>
<b>3.1</b>	<b>Revision History</b> .....	<b>60</b>
3.1.1	KX-TDA600 PLMPR Software File Version 3.1xxx .....	60
<b>3.2</b>	<b>Feature Programming References</b> .....	<b>61</b>





---

# **Section 1**

## **Overview**

*This section provides an overview of programming the PBX.*

# 1.1 Introduction

## 1.1.1 Introduction

These programming instructions are designed to serve as an overall system programming reference for the Panasonic Hybrid IP-PBX. Each feature in the PBX has default settings that can be changed to customise the PBX to your requirements. These settings control the functions of the PBX, and changing them is referred to as "system programming".

Only one person can perform system programming at a time. Any other users trying to enter system programming mode will be denied access.

### Ways to Programme

There are two programming methods:

- **PC (Personal Computer) Programming**  
All features and settings of the PBX can be programmed through PC programming with KX-TDA Maintenance Console. Installing and starting Maintenance Console are explained in the Installation Manual.
- **PT (Proprietary Telephone) Programming**  
A subset of the features and settings of the PBX can be programmed using a PT. PT programming is described in Section 2.1 PT Programming. An extension user can perform system programming by entering three-digit programming numbers with a PT.

## 1.1.2 Password Security

To maintain system security, system passwords are required to access certain programming functions of the PBX. By giving different users access to different passwords, it is possible to control the amount of programming that each user is able to perform.

The following types of system passwords are available:

Password	Description	Format
System Password (PT) for User	Used to access user-level PT programming. The specific PT programming items that may be programmed at user level can be selected through system programming.	4 – 10 digits
System Password (PT) for Administrator	Used to access administrator-level PT programming. All PT programming settings are available.	

### ***Warning to the Administrator or Installer regarding the system password***

1. Please provide all system passwords to the customer.
2. To avoid unauthorised access and possible abuse of the PBX, keep the passwords secret, and inform the customer of the importance of the passwords, and the possible dangers if they become known to others.
3. The PBX has default passwords preset. For security, change these passwords the first time that you programme the PBX.
4. Change the passwords periodically.
5. It is strongly recommended that passwords of 10 numbers or characters be used for maximum protection against unauthorised access. For a list of numbers and characters that can be used in system passwords, refer to Section 1.1.3 Entering Characters.
6. If a system password is forgotten, it can be found by loading a backup of the system data into a PC, and checking the password using the KX-TDA Maintenance Console software. If you do not have a backup of the system data, you must reset the PBX to its factory defaults and reprogramme it. Therefore, we strongly recommend maintaining a backup of the system data. For more information on how to back up the system data, refer to the on-line help of the Maintenance Console.

However, as system passwords can be extracted from backup copies of the system data file, do not allow unauthorised access to these files.

### 1.1.3 Entering Characters

The following characters can be used when storing a name, message, or other text entry data using a PT. The tables below show you the characters available by pushing each button a specific number of times.

**Table 1 (Standard mode)**

Times Buttons	1	2	3	4	5	6	7	8	9
1	!	?	"	1					
2	A	B	C	a	b	c	2		
3	D	E	F	d	e	f	3		
4	G	H	I	g	h	i	4		
5	J	K	L	j	k	l	5		
6	M	N	O	m	n	o	6		
7	P	Q	R	S	p	q	r	s	7
8	T	U	V	t	u	v	8		
9	W	X	Y	Z	w	x	y	z	9
0	(space)	.	,	'	:	;	0		
*	/	+	-	=	<	>	*		
#	\$	%	&	@	(	)	€	£	#

**Table 1 (Standard mode for RU model)**

Times Buttons	1	2	3	4	5	6	7	8	9
1	!	?	"	1					
2	A	B	C	a	b	c	2		
3	D	E	F	d	e	f	3		
4	G	H	I	g	h	i	4		
5	J	K	L	j	k	l	5		
6	M	N	O	m	n	o	6		
7	P	Q	R	S	p	q	r	s	7
8	T	U	V	t	u	v	8		
9	W	X	Y	Z	w	x	y	z	9
0	(space)	.	,	'	:	;	0		
*	/	+	-	=	<	>	*		
#	\$	%	&	@	(	)	■	■	#

**Table 2 (Option mode)**

Times Buttons	1	2	3	4	5	6	7	8	9	10	11	12	13	14	15
1	!	?	"	ä	ö	ü	1								
2	A	B	C	a	b	c	À	Á	Â	Ã	Ä	Å	Æ	Ç	2
3	D	E	F	d	e	f	Ð	È	É	Ê	Ë	3			
4	G	H	I	g	h	i	Ì	Í	Î	Ï	4				
5	J	K	L	j	k	l	5								
6	M	N	O	m	n	o	Ñ	Ò	Ó	Ô	Õ	Ö	Ø	Œ	6
7	P	Q	R	S	p	q	r	s	Š	ß	7				
8	T	U	V	t	u	v	Û	Ú	Û	Ü	8				
9	W	X	Y	Z	w	x	y	z	Ý	Ž	9				
0	(space)	.	,	'	:	;	0								
*	/	+	-	=	<	>	*								
#	\$	%	&	@	(	)	€	£	#						

**Table 2 (Option mode for CE model)**

Times Buttons	1	2	3	4	5	6	7	8	9	10	11	12	13	14	15
1	!	?	"	ä	ö	ü	1								
2	A	B	C	a	b	c	Á	Â	Ã	Ä	Å	Ć	Ç	Č	2
3	D	E	F	d	e	f	Ď	Ð	É	Ě	Ë	ě	3		
4	G	H	I	g	h	i	Í	Î	4						
5	J	K	L	j	k	l	Ĺ	Í	5						
6	M	N	O	m	n	o	Ň	Ń	Ó	Ô	Õ	Ö	6		
7	P	Q	R	S	p	q	r	s	Ř	Ř	Š	Ś	Ş	ß	7
8	T	U	V	t	u	v	Ť	Ŧ	ů	Ú	Ů	Ü	8		
9	W	X	Y	Z	w	x	y	z	Ž	Ž	Ž	Ý	9		
0	(space)	.	,	'	:	;	0								
*	/	+	-	=	<	>	*								
#	\$	%	&	@	(	)	€	£	#						

**Table 2 (Option mode for GR model)**

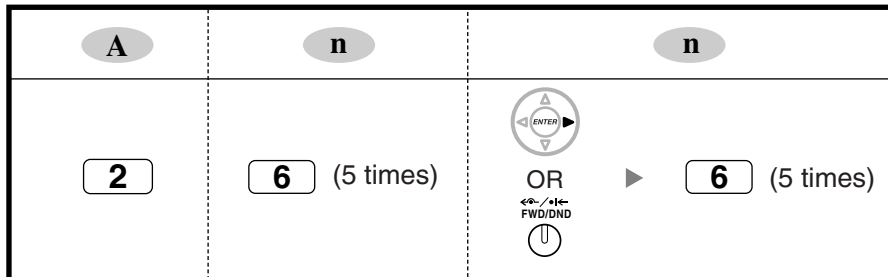
Times Buttons	1	2	3	4	5	6	7	8	9
1	!	?	"	1					
2	A	B	Г	2					
3	Δ	E	Z	3					
4	H	Θ	I	4					
5	K	Λ	M	5					
6	N	Ξ	O	6					
7	Π	P	Σ	7					
8	T	Υ	Φ	8					
9	X	Ψ	Ω	9					
0	(space)	.	,	'	:	;	0		
*	/	+	-	=	<	>	*		
#	\$	%	&	@	(	)	€	£	#



**Table 2 (Option mode for RU model)**

Times Buttons	1	2	3	4	5	6	7	8	9	10	11
1	A	Б	В	!	?	"	1				
2	Г	Д	Е	Ё	2						
3	Ж	З	И	Й	3						
4	К	Л	М	4							
5	Н	О	П	5							
6	Р	С	Т	6							
7	У	Ф	Х	7							
8	Ц	Ч	Ш	8							
9	Щ	Ъ	Ы	Ь	9						
0	Э	Ю	Я	(space)	.	,	'	:	;	0	
*	/	+	-	=	<	>	Г	€	І	İ	*
#	\$	%	&	@	(	)	€	І	Ÿ	#	

**[Example of Entering Characters]**

To enter "Ann":

**Notes**

- To erase the character on the cursor, press CLEAR.
- To move the cursor to the left, press .
- To move the cursor to the right, press . When entering two or more characters that use the same button consecutively (e.g. "G" and "I"), you must press this button or the FWD/DND button after entering the first character.
- If SELECT is pressed, the characters for each button will be displayed in reverse order.
- To toggle between Table 1 and Table 2 when using KX-T7600 series or KX-NT136, press the leftmost soft button.





---

## **Section 2**

# ***PT Programming***

*This section serves as reference operating instructions when using a display PT to program the PBX.*

# 2.1 PT Programming

## 2.1.1 Programming Instructions

### Required Telephone/Extension

PBX settings can be customised through system programming by using a proprietary telephone (PT) with a multiline display, such as the KX-T7636. To access system programming, the Class of Service (COS) assigned to the PT's extension must be programmed to allow system programming, or the PT must be connected to the lowest-numbered port on the card installed in the lowest-numbered slot.

Only one system programming session can be performed at a time. This means that only one user can access system programming at a time, whether through a PT or PC.

For a list of characters that can be entered during system programming, see Section 1.1.3 Entering Characters.

### Buttons and Functions

Fixed Buttons		Function
T7600/NT136	T7200/T7400/T7500*	
		PREVIOUS
		NEXT
		➔ (Page up)
		➔ (Page down)
		ENTER
	—	Back to Previous Menu (CANCEL)
		SHIFT
		PROGRAM
		END

Fixed Buttons		Function
T7600/NT136	T7200/T7400/T7500*	
		SELECT
		FLASH
		CLEAR
		SECRET

\*: The buttons shown in this column are from the KX-T7400 series.

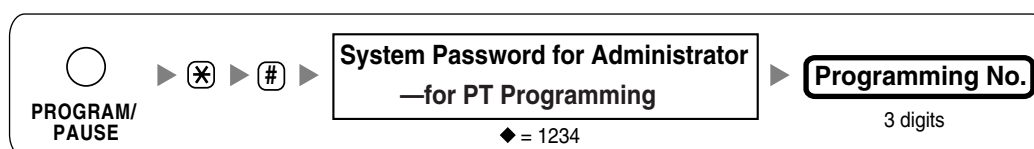
## Entering System Programming Mode

Using a PT to perform system programming allows an authorized extension user to set a wide range of PBX features and parameters.

There are two levels of system programming that can be performed with a PT: administrator-level programming and user-level programming.

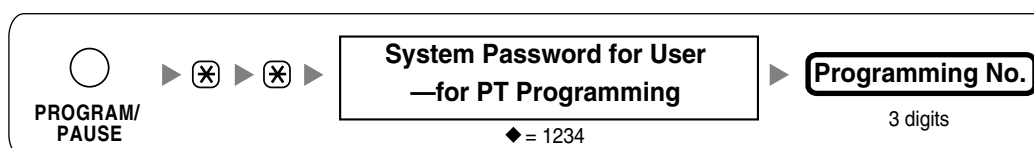
### Administrator Level:

Allows the programming of all settings accessible through PT programming.



### User Level:

Allows the programming of limited settings as permitted through PC programming.



### Note

◆ means default value throughout this manual.

## Programming Structure

Programming Number	Programming Group Title	Description
[0XX]	Basic Programming	Frequently used programming steps
[1XX]	System Management Programming	Global system parameters

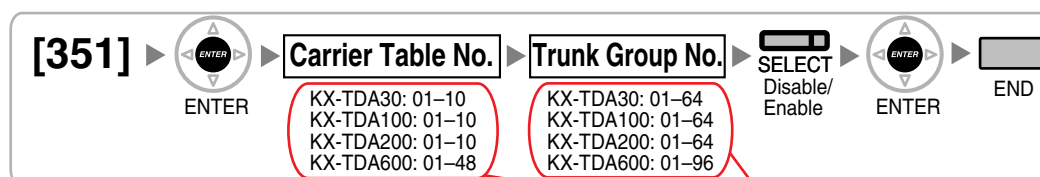
## 2.1 PT Programming

---

<b>Programming Number</b>	<b>Programming Group Title</b>	<b>Description</b>
[2XX]	Timer Programming	System timers
[3XX]	TRS/Barring/ARS Programming	TRS/Barring and Automatic Route Selection (ARS) programming
[4XX]	Trunk Programming	Trunk, trunk group, and BRI line settings
[5XX]	COS Programming	Class of Service parameters
[6XX]	Extension Programming	Extension feature settings
[7XX]	Resource/Interface Programming	PBX interface and external device settings
[8XX]	SMDR & Maintenance Programming	Station Message Detail Recording (SMDR) and maintenance feature settings
[9XX]	Card Programming	Used to display the cards currently installed in the PBX, or to delete a card from system programming before physically removing it.

## 2.1.2 Maximum Values

Throughout this manual, maximum entry values are shown for each programming item. When maximum entry values for one or more of the supported PBX models differ, these differences are listed within the programming item, as shown in the example below.



These values vary by PBX model

However, please note that extension number, slot and port entry values are not listed within each programming item. These values vary depending on the model of PBX and the card type installed, as shown below.

### Extension Numbers (Including Feature Numbers)

- KX-TDA30/KX-TDA100/KX-TDA200: 1-4 digits
- KX-TDA600: 1-5 digits

### KX-TDA30 Slot and Port Values

#### Available Slot Entry Values

Slot Number	Supported Cards
01	Pre-installed Super Hybrid Ports
02-04	BRI1, BRI2, DLC4, LCOT2, LCOT4 cards
05-07	DLC8 card
08-09	DPH2, DPH4 cards

Enter slot numbers as two-digit numbers (e.g. "04" for slot 4).

#### Available Port Entry Values

Card Type	Port Number	Related Programming
BRI1	01	[400] [409] [42x] [450]
BRI2	01-02	
DLC4	01-04	[600] [601]
DLC8	01-08	
DPH2	01-02	[72x]
DPH4	01-04	
LCOT2	01-02	[400] [409] [41x] [450]
LCOT4	01-04	

Card Type	Port Number	Related Programming
Pre-installed Super Hybrid Ports	01–04	[600] [601]

Enter values as two-digit numbers (e.g. "04" for port 4).

## KX-TDA100/KX-TDA200/KX-TDA600 Slot and Port Values

### Available Slot Entry Values

#### KX-TDA100/KX-TDA200

PBX Model	Slot Number	Supported Cards
KX-TDA100	01–06	All cards
KX-TDA200	01–11	

Enter slot numbers as two-digit numbers (e.g. "04" for slot 4).

#### KX-TDA600

Slot Number	Supported Cards
101–110	All cards
201–211	
301–311	
401–411	

Enter slot numbers as three-digit numbers of the form "XYY":

- X: Shelf number (1-4)
- YY: Slot number (01-11)

### Available Port Entry Values

Card Type	Port Number	Related Programming
BRI4	01–04	[400] [409] [42x] [450]
BR8	01–08	
DHLC8	01–08	[600] [601]
DLC8	01–08	
DLC16	01–16	
DPH2	01–02	[72x]
DPH4	11–34*	

Card Type	Port Number	Related Programming
LCOT4 (KX-TDA100/KX-TDA200 only)	01–04	[400] [409] [41x] [450]
LCOT8 (KX-TDA100/KX-TDA200 only)	01–08	
LCOT16 (KX-TDA100/KX-TDA200 only)	01–16	
ELCOT16 (KX-TDA600 only)	01–16	

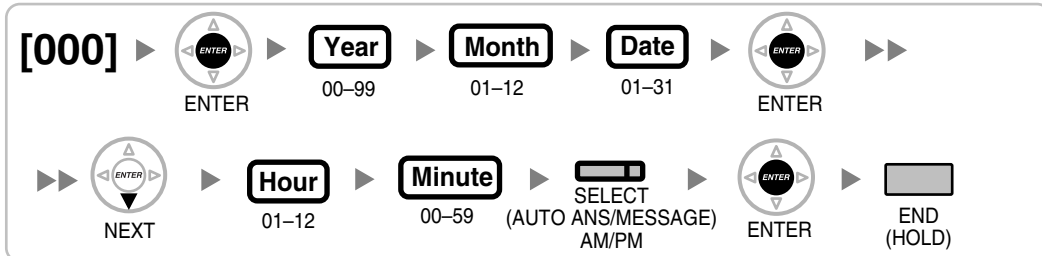
Enter values as two-digit numbers (e.g. "04" for port 4).

\*: Enter card number and port number as single-digit numbers (e.g. "34" for card 3, port 4).

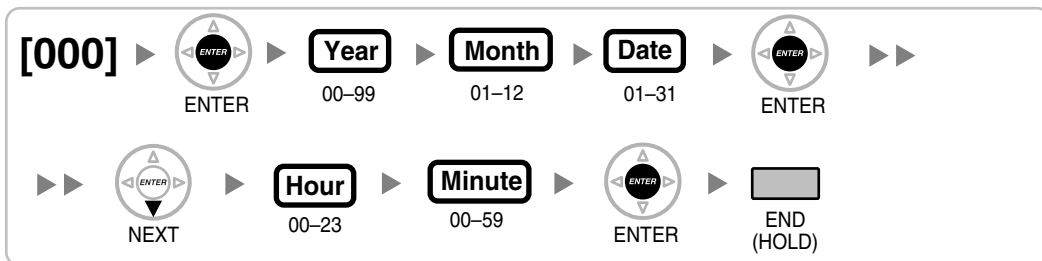
## 2.1.3 Basic Programming

### [000] Date & Time

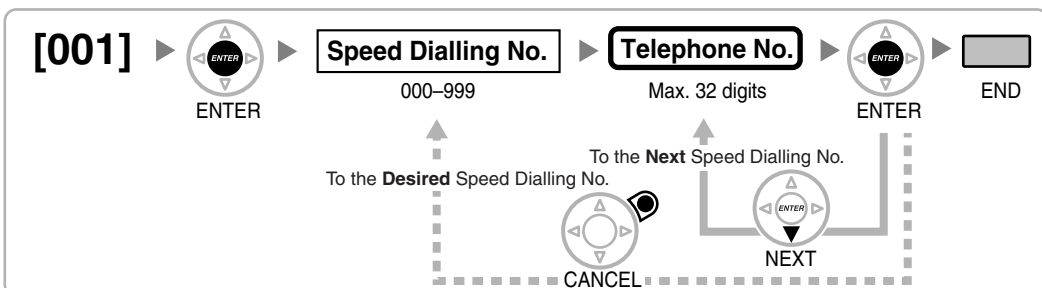
[In 12-hour Format]



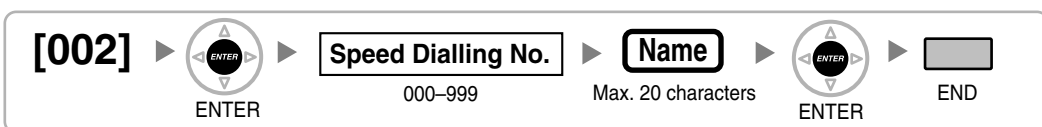
[In 24-hour Format]



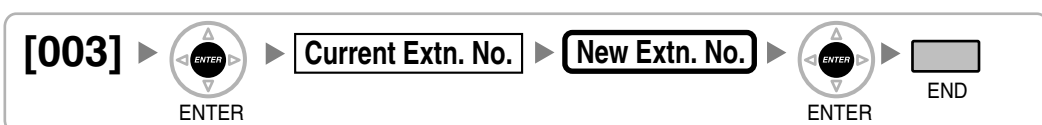
### [001] System Speed Dialling Number



### [002] System Speed Dialling Name



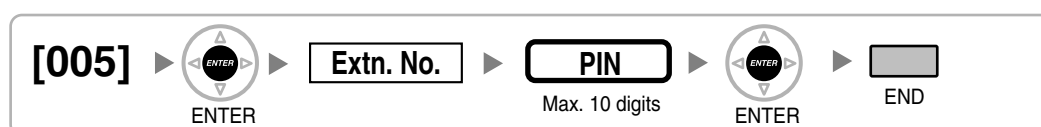
### [003] Extension Number





**Notes**

- Extensions that will have a mailbox using a VM in DPT integration must have extension numbers of 2–4 digits.
- Extension numbers of PSs can be a maximum of 4 digits.
- If PC Phone, PC Console, or a CTI application is running on a PC connected to an extension whose extension number is to be programmed/modified, quit the application first.

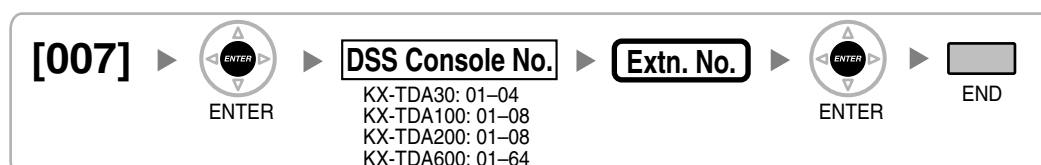
**[004] Extension Name****[005] Extension Personal Identification Number (PIN)****WARNING**

There is a risk that fraudulent telephone calls will be made if a third party discovers a personal identification number (PIN) (verification code PIN or extension PIN) of the PBX.

The cost of such calls will be billed to the owner/renter of the PBX.

To protect the PBX from this kind of fraudulent use, we strongly recommend:

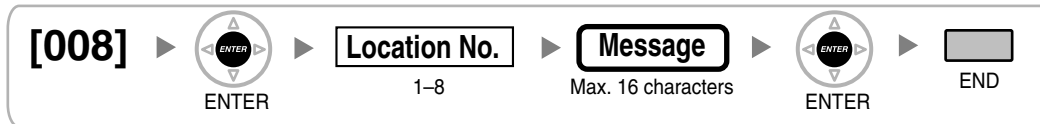
- Keeping PINs secret.
- Selecting complex, random PINs that cannot be easily guessed.
- Changing PINs frequently.

**[006] Operator Assignment****[007] DSS Console Paired Telephone****Note**


This programme is only available after the port connected to the DSS Console is assigned as "DSS Console" in [601] Terminal Device Assignment.

Note that with MPR Software File Version 3.1000 or later, if one or more SDN buttons have been set at the DSS Console, they must be deleted before this setting can be changed.

### [008] Absent Message



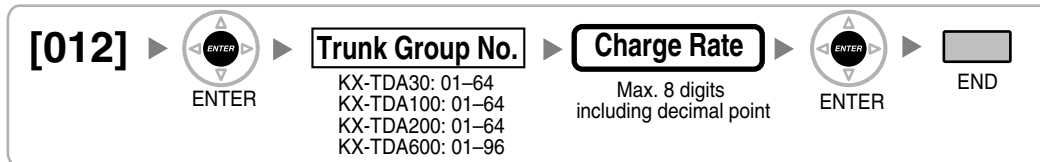
### [010] Charge Margin



### [011] Charge Tax

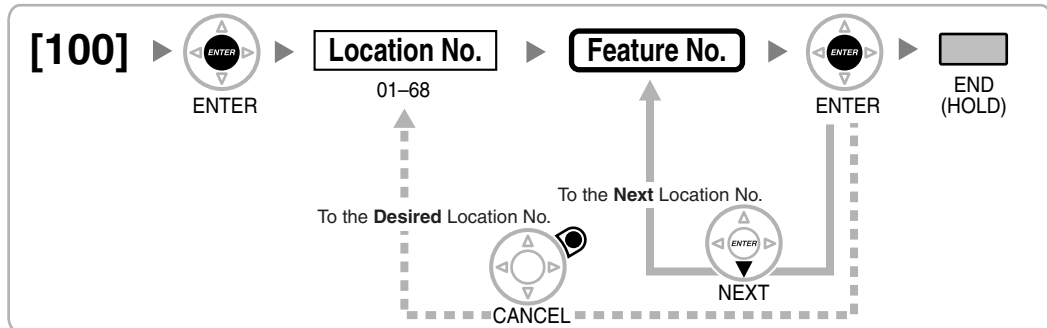


### [012] Charge Rate per Unit

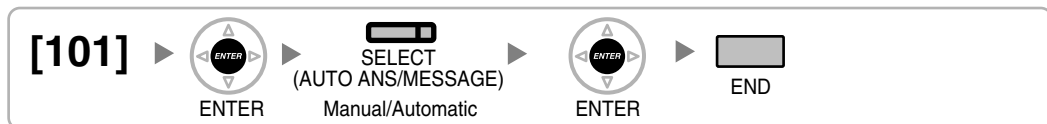


## 2.1.4 System Management Programming

### [100] Flexible Numbering

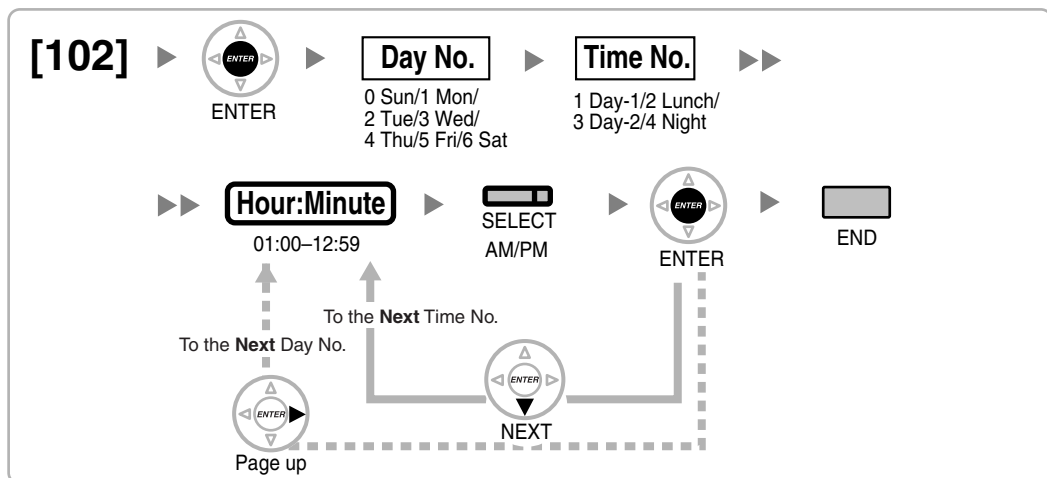


### [101] Time Service Switching Mode

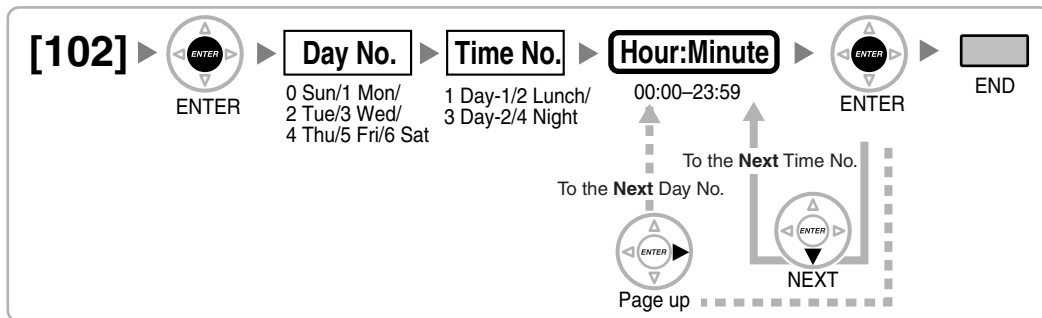


### [102] Time Service Starting Time

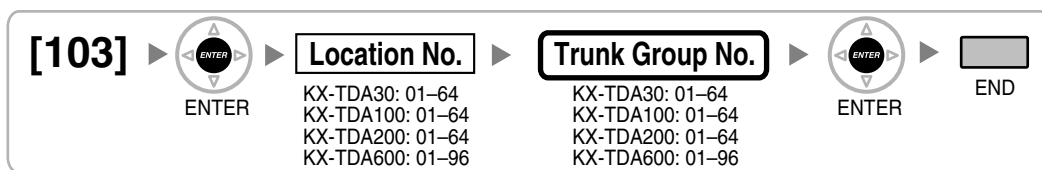
[In 12-hour Format]



[In 24-hour Format]



### [103] Idle Line Access (Local Access)



### [110] System Password for Administrator—for PT Programming



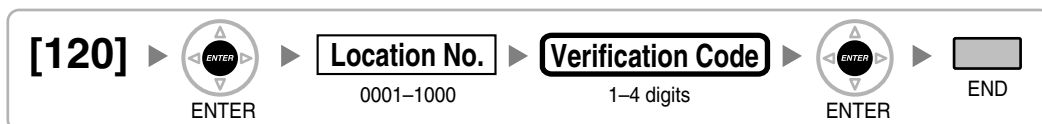
### [111] System Password for User—for PT Programming



### [112] Manager Password



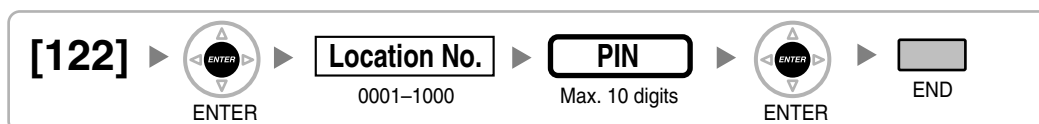
### [120] Verification Code



### [121] Verification Code Name



### [122] Verification Code Personal Identification Number (PIN)



### **WARNING**

There is a risk that fraudulent telephone calls will be made if a third party discovers a personal identification number (PIN) (verification code PIN or extension PIN) of the PBX.

The cost of such calls will be billed to the owner/renter of the PBX.

To protect the PBX from this kind of fraudulent use, we strongly recommend:

- Keeping PINs secret.
- Selecting complex, random PINs that cannot be easily guessed.
- Changing PINs frequently.

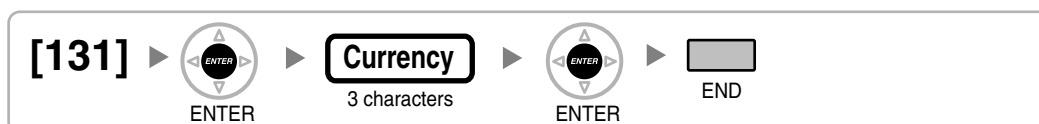
### [123] Verification Code COS Number



### [130] Decimal Point Position for Currency



### [131] Currency



## [190] Main Processing (MPR) Software Version Reference

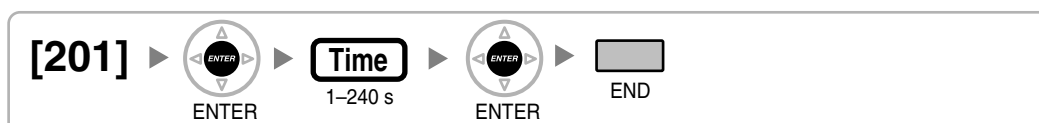


## 2.1.5 Timer Programming

### [200] Hold Recall Time



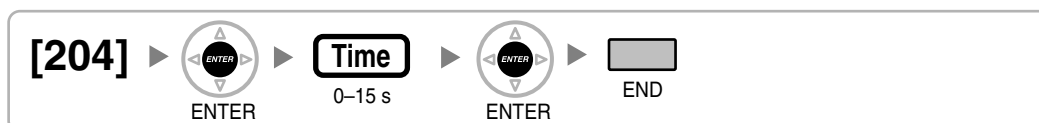
### [201] Transfer Recall Time



### [203] Intercept Time



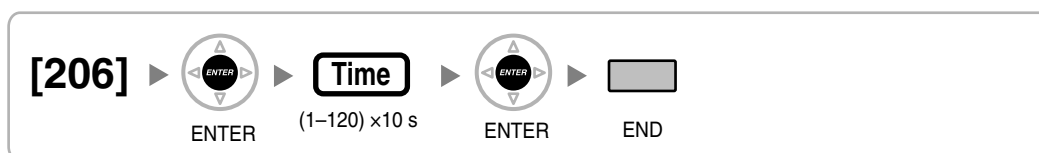
### [204] Hot Line Waiting Time



### [205] Automatic Redial Repeat Times



### [206] Automatic Redial Interval



### [207] Door Unlock Time



### [208] Call Duration Count Starting Time for LCOT



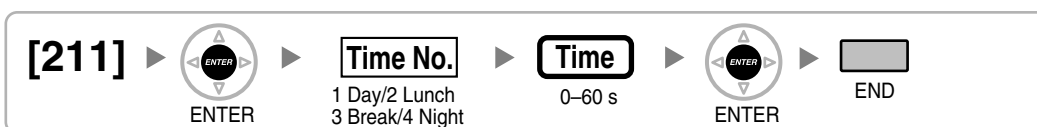
### [209] DISA Delayed Answer Time



### [210] DISA Trunk-to-Trunk Call Prolong Time



### [211] DISA Intercept Time



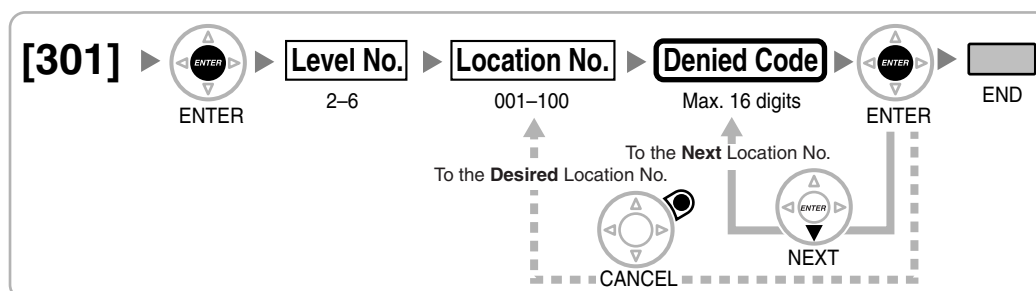


## 2.1.6 TRS/Barring/ARS Programming

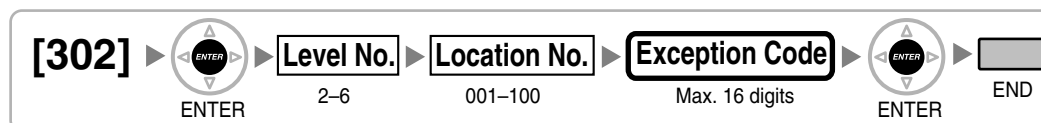
### [300] TRS/Barring Override by System Speed Dialling



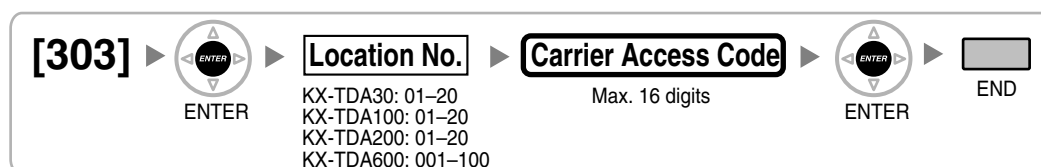
### [301] TRS/Barring Denied Code



### [302] TRS/Barring Exception Code



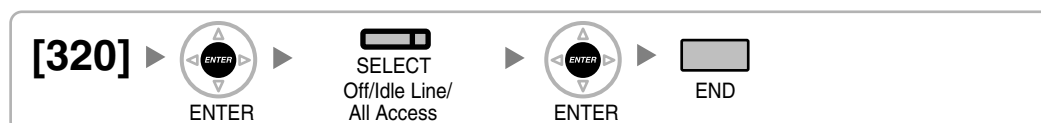
### [303] Special Carrier Access Code



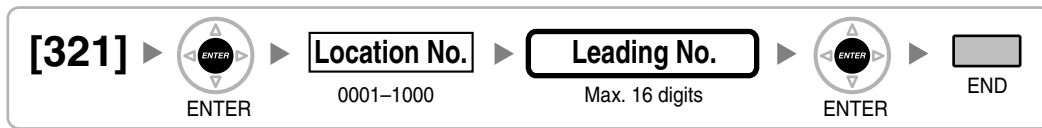
### [304] Emergency Number



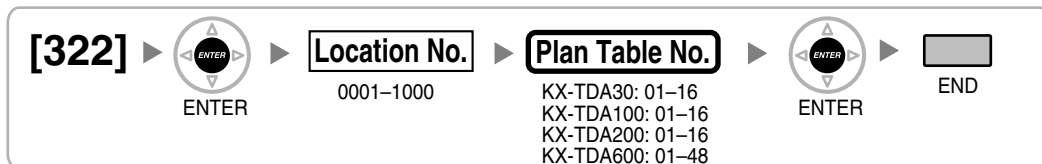
### [320] ARS Mode



### [321] ARS Leading Number



### [322] ARS Routing Plan Table Number

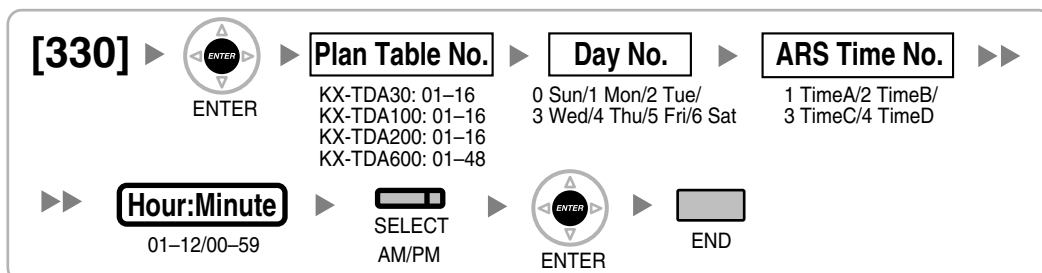


### [325] ARS Exception Number

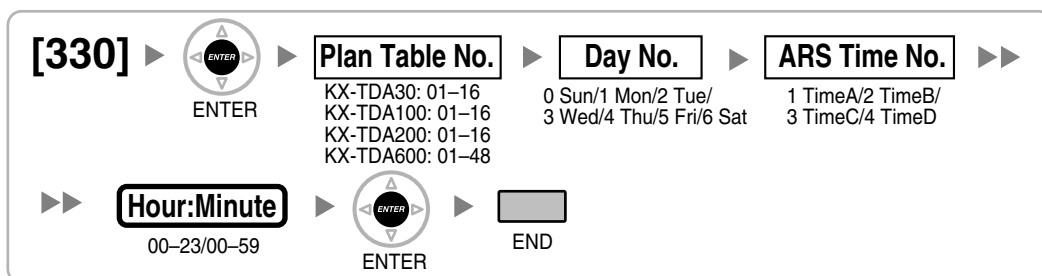


### [330] ARS Routing Plan Time Table

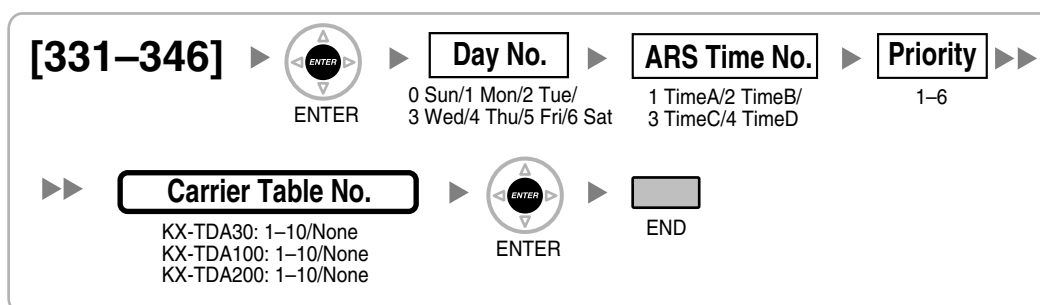
[In 12-hour Format]



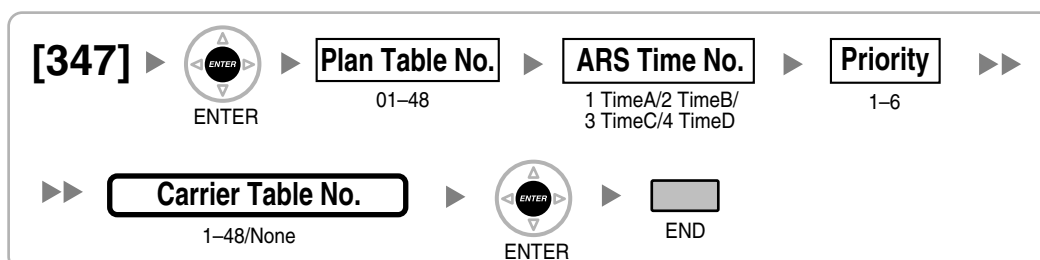
[In 24-hour Format]



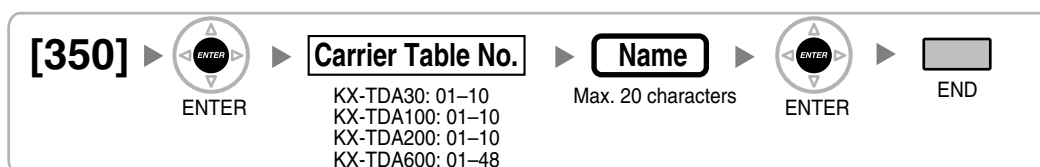
### [331–346] ARS Routing Plan Table (1–16) (KX-TDA30/KX-TDA100/KX-TDA200 only)



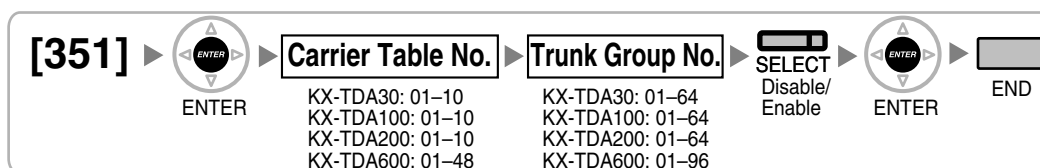
### [347] ARS Routing Plan Table (1–48) (KX-TDA600 only)



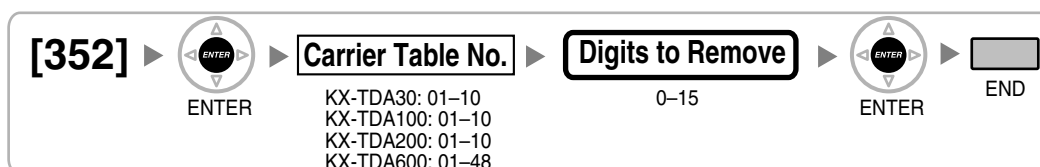
### [350] ARS Carrier Name



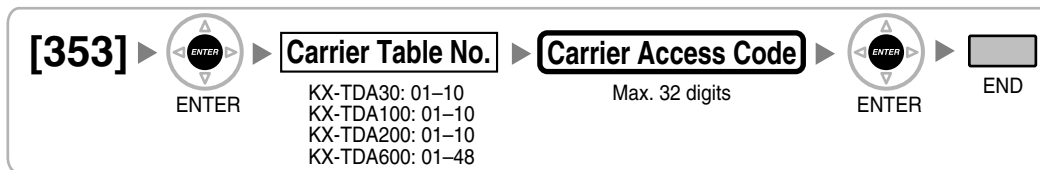
### [351] ARS Trunk Group for Carrier Access



### [352] ARS Removed Number of Digits for Carrier Access

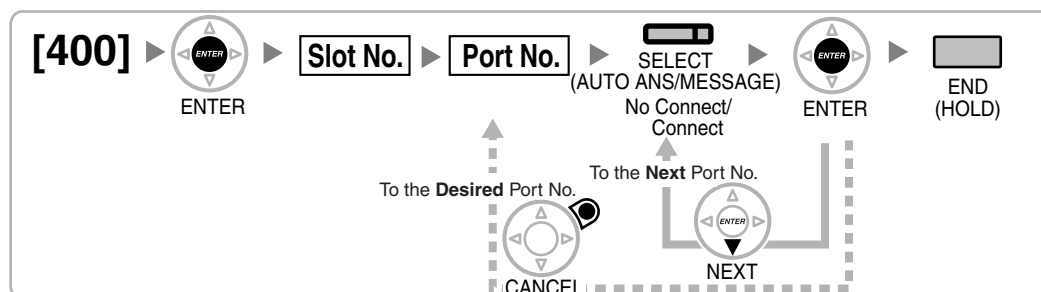


## [353] ARS Carrier Access Code



## 2.1.7 Trunk Programming

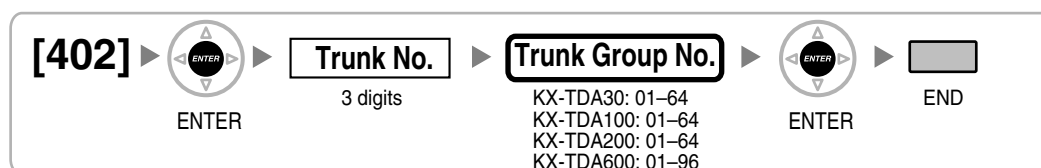
### [400] LCOT/BRI Trunk Connection



### [401] LCOT/BRI Trunk Name



### [402] LCOT/BRI Trunk Group Number



### [409] LCOT/BRI Trunk Number Reference



### [410] LCOT Dialling Mode



### [411] LCOT Pulse Rate



### [412] LCOT DTMF Minimum Duration



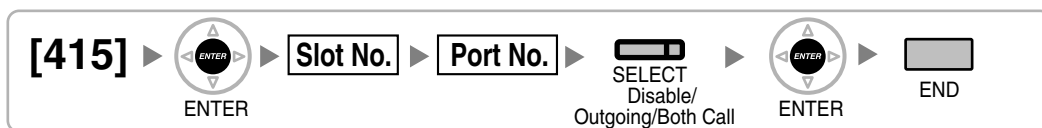
### [413] LCOT CPC Signal Detection Time—Outgoing




### [414] LCOT CPC Signal Detection Time—Incoming



### [415] LCOT Reverse Circuit



### [416] LCOT Pause Time



### [417] LCOT Flash/Recall Time



### [418] LCOT Disconnect Time



### [420] BRI Network Type



### [421] BRI DIL/DDI/MSN Selection



### [422] BRI Subscriber Number



### [424] BRI Layer 1 Active Mode

**Note**

After changing this setting, perform [902] Slot Card Reset to enable the new setting.

### [425] BRI Layer 2 Active Mode

**Note**

After changing this setting, perform [902] Slot Card Reset to enable the new setting.

### [426] BRI Configuration

**Note**

After changing this setting, perform [902] Slot Card Reset to enable the new setting.

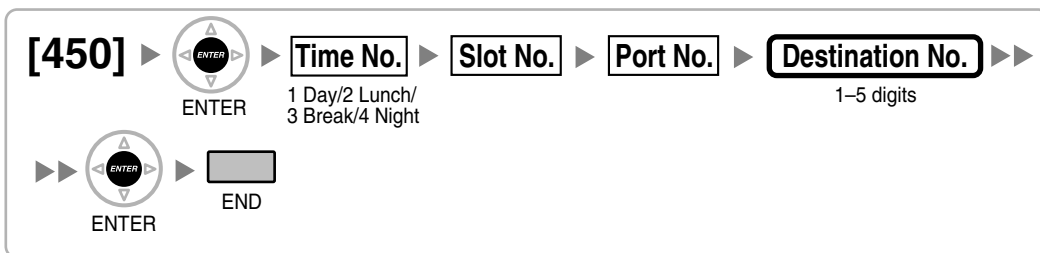
### [427] BRI TEI Mode



**Note**

After changing this setting, perform [902] Slot Card Reset to enable the new setting.

### [450] DIL 1:1 Destination



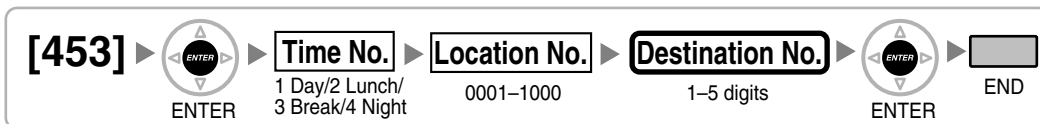
### [451] DID Number



### [452] DID Name

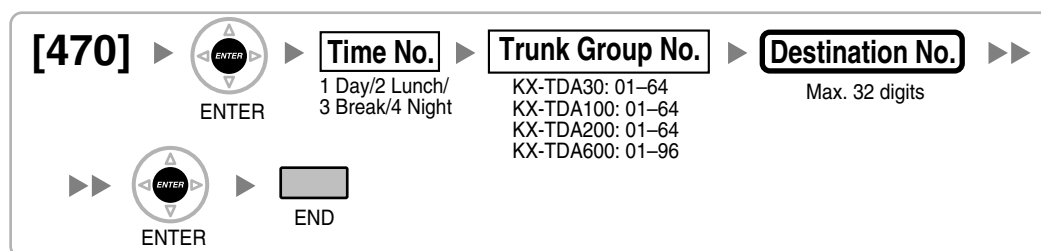


### [453] DID Destination

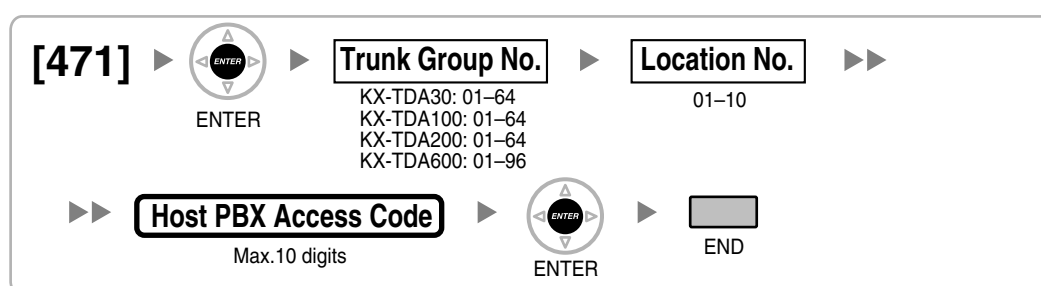




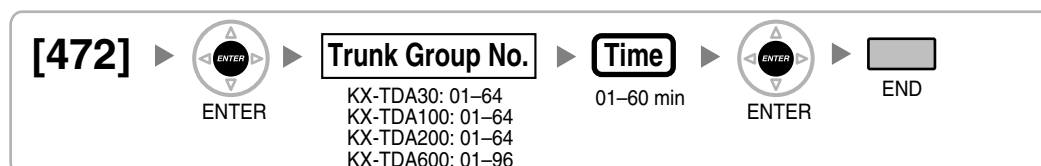
## [470] Trunk Group Intercept Destination (not applicable for MPR Software File Version 3.1000 or later)



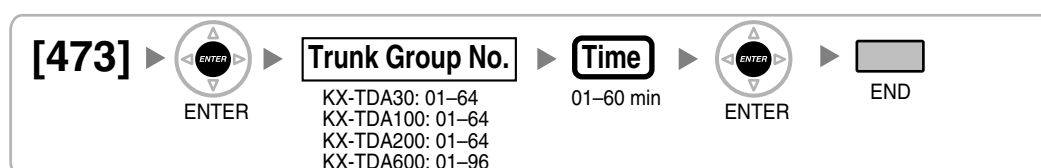
## [471] Host PBX Access Code



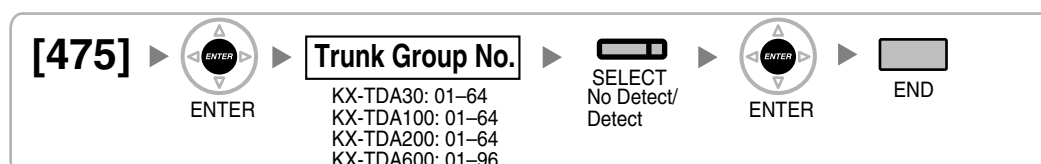
## [472] Extension-to-Trunk Call Duration



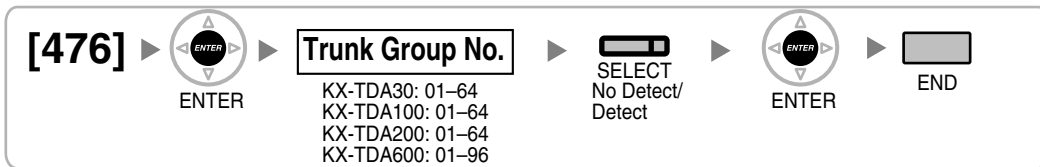
## [473] Trunk-to-Trunk Call Duration



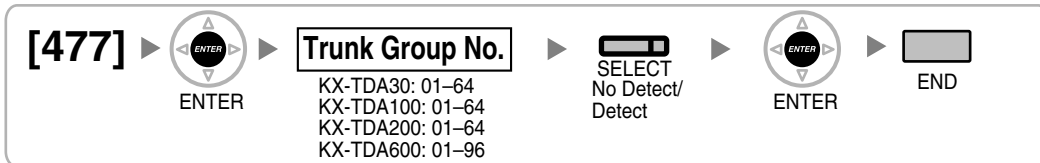
## [475] DISA Silence Detection



### [476] DISA Continuous Signal Detection



### [477] DISA Cyclic Signal Detection



### [490] Caller ID Signal Type

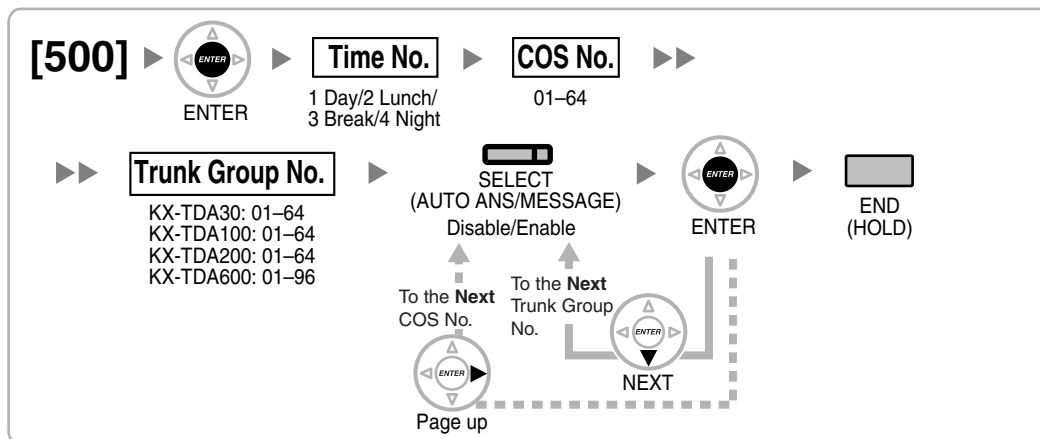


### [491] Pay Tone Signal Type (KX-TDA100/KX-TDA200/KX-TDA600 only)

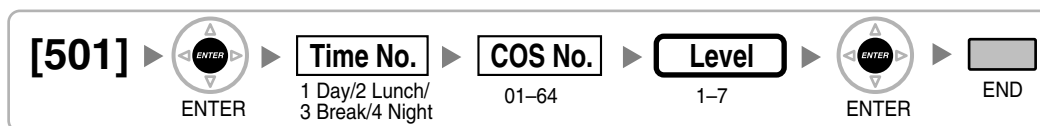


## 2.1.8 COS Programming

### [500] Trunk Group Number



### [501] TRS/Barring Level



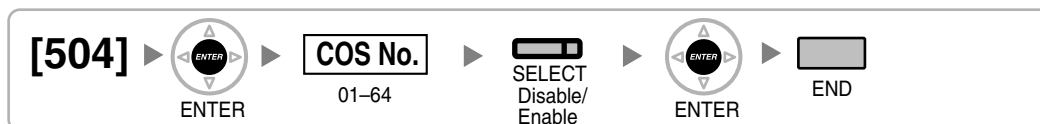
### [502] Trunk Call Duration Limitation



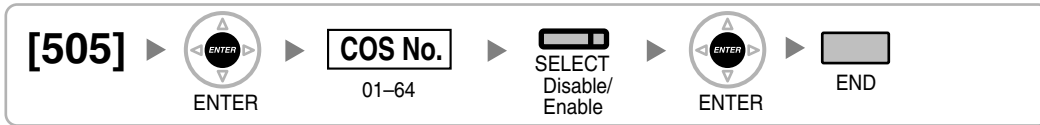
### [503] Call Transfer to Trunk



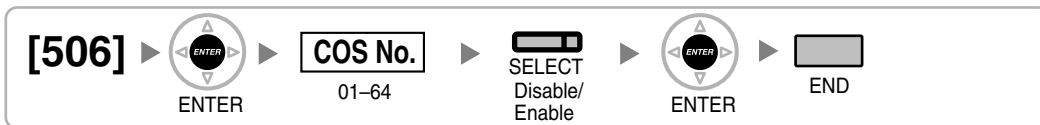
### [504] Call Forwarding to Trunk



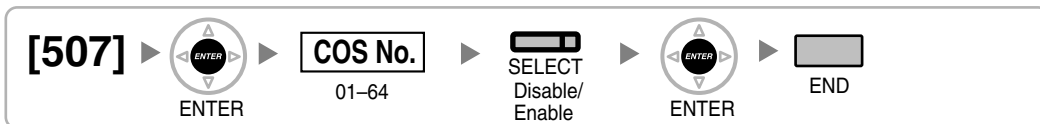
### [505] Executive Busy Override



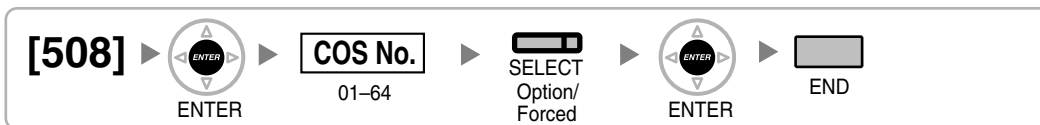
### [506] Executive Busy Override Deny



### [507] DND Override



### [508] Account Code Mode



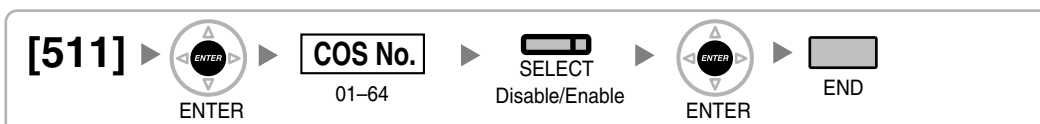
### [509] TRS/Barring Level for System Speed Dialling

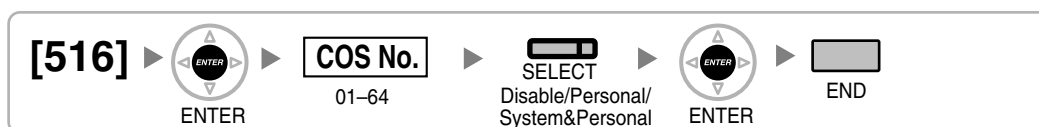


### [510] TRS/Barring Level for Extension Dial Lock



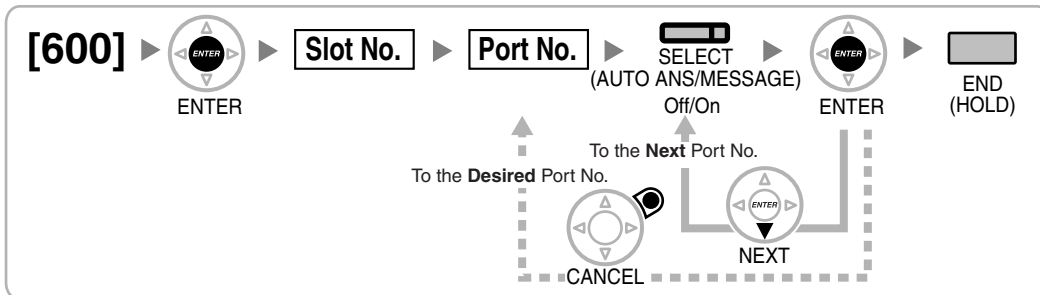
### [511] Manager Assignment



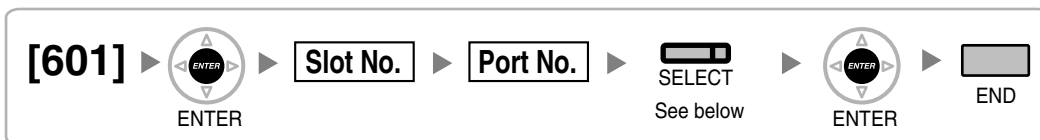
**[512] Permission for Door Open Access****[514] Time Service Manual Switching****[515] Wireless XDP Parallel Mode for Paired Telephone****[516] Programming Mode Limitation**

## 2.1.9 Extension Programming

### [600] EXtra Device Port (XDP) Mode



### [601] Terminal Device Assignment



<b>KX-TDA30:</b> Telephone/ DSS Console 01-04/ Voice Mail 1-(01-04)/ PC Console 1-2	<b>KX-TDA100/KX-TDA200:</b> Telephone/ DSS Console 01-08/ Voice Mail 1-(01-12)/ Voice Mail 2-(01-12)/ PC Console 1-8	<b>KX-TDA600:</b> Telephone/ DSS Console 01-64/ Voice Mail (1-8)-(01-12)/ PC Console 1-8
---	---	--

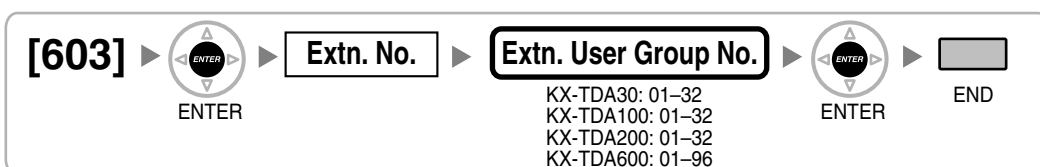
**Note**

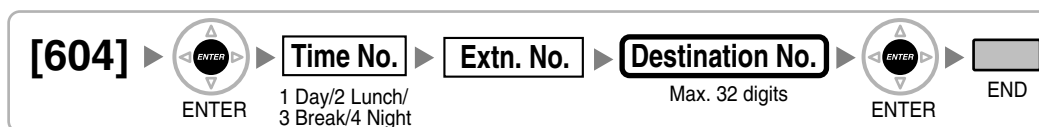
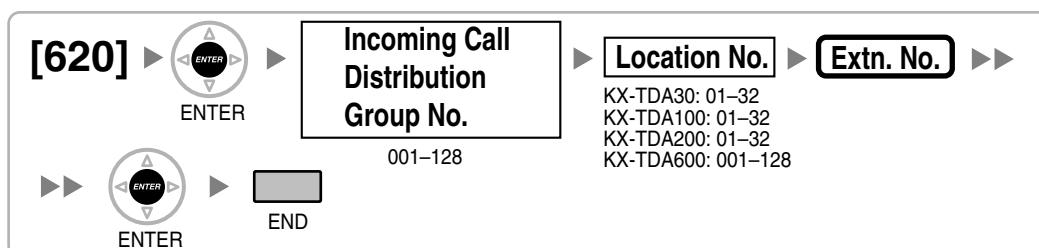
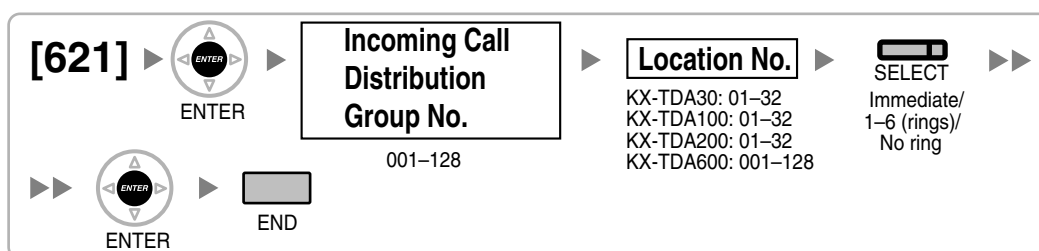
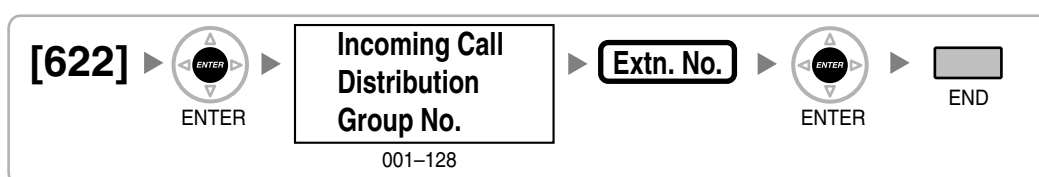
With MPR Software File Version 3.1000 or later, when changing the type of a port for which one or more SDN buttons are set (except when changing between PC Console and Telephone), all SDN buttons customised for that device will be deleted.

### [602] Class of Service

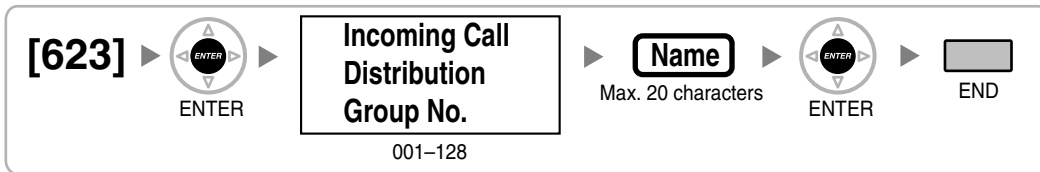


### [603] Extension User Group



**[604] Extension Intercept Destination****[605] Call Forwarding—No Answer Time****[606] CLIP/COLP Number****[620] Incoming Call Distribution Group Member****[621] Incoming Call Distribution Group Delayed Ringing****[622] Incoming Call Distribution Group Floating Extension Number**

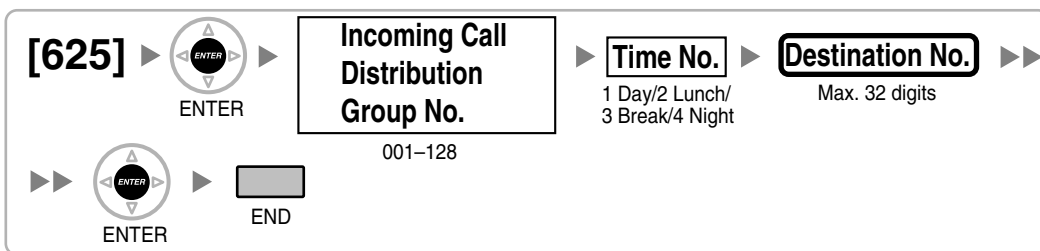
### [623] Incoming Call Distribution Group Name



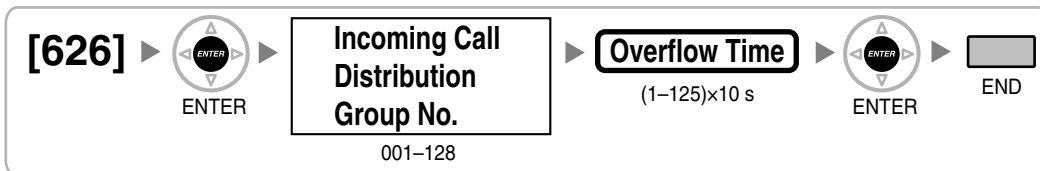
### [624] Incoming Call Distribution Group Distribution Method



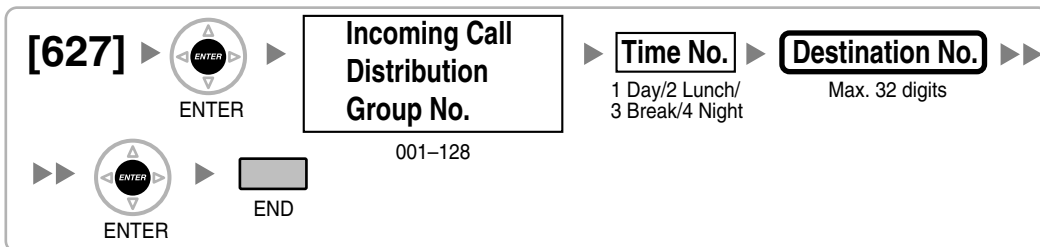
### [625] Destination for Overflow Time Expiration



### [626] Overflow Time

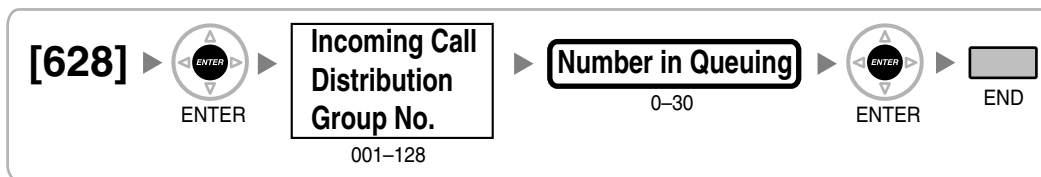


### [627] Destination When All Busy

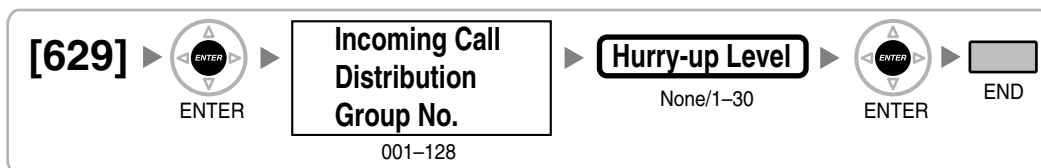




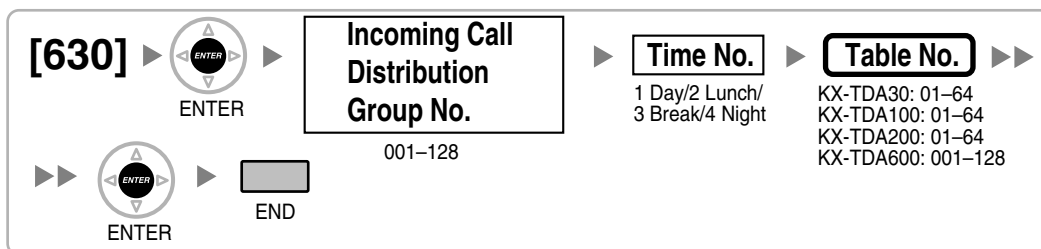
### [628] Queuing Call Capacity



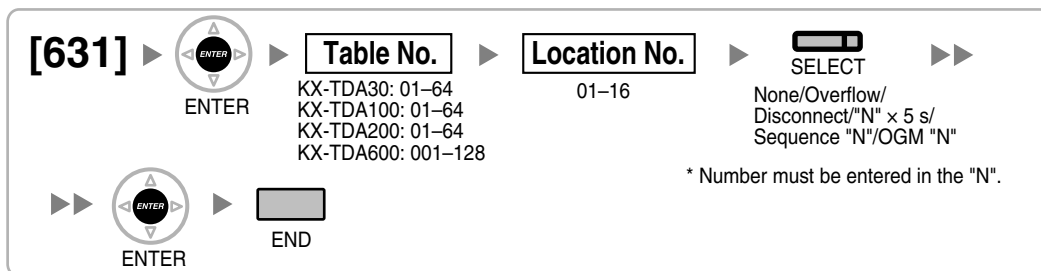
### [629] Queuing Hurry-up Level



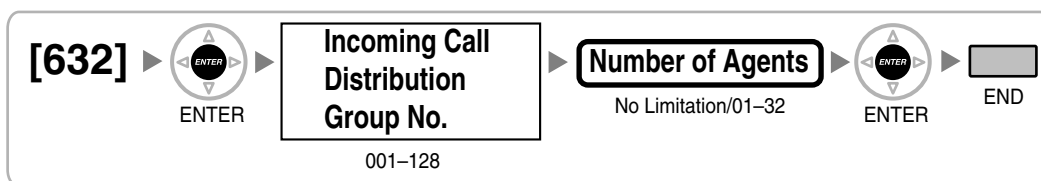
### [630] Queuing Time Table



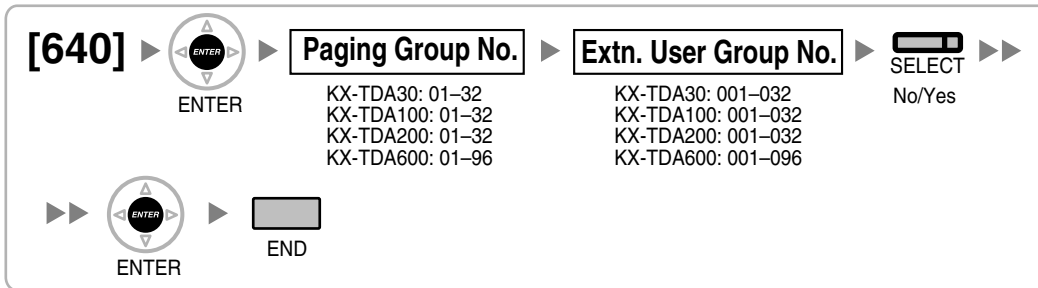
### [631] Sequences in Queuing Time Table



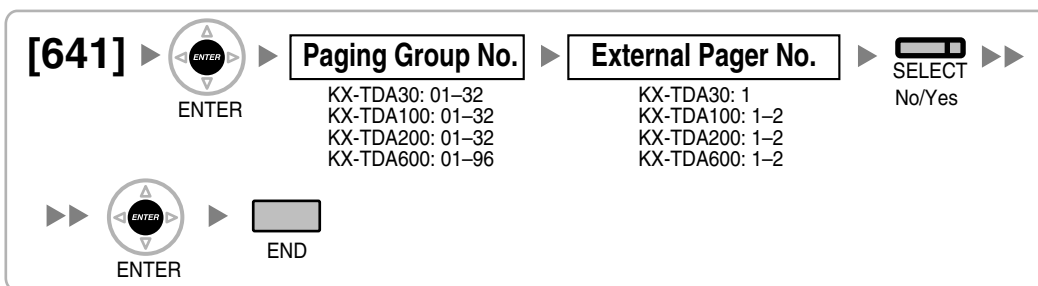
### [632] Maximum Number of Agents



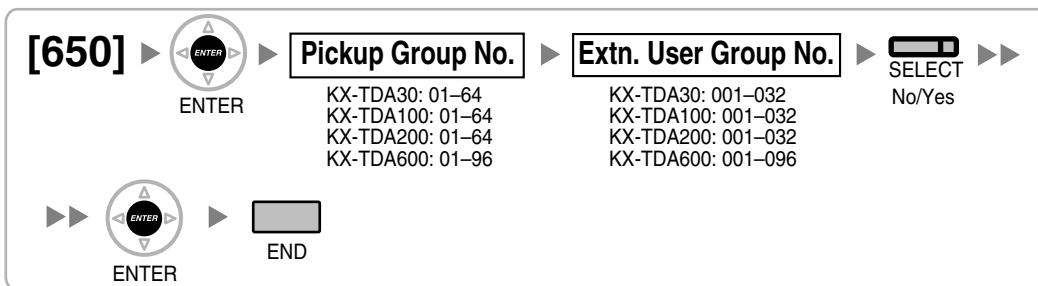
### [640] Extension User Groups of a Paging Group



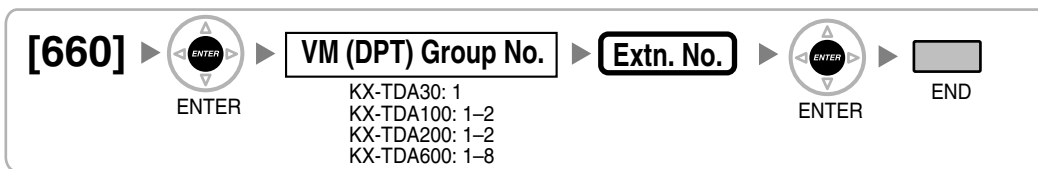
### [641] External Pagers of a Paging Group



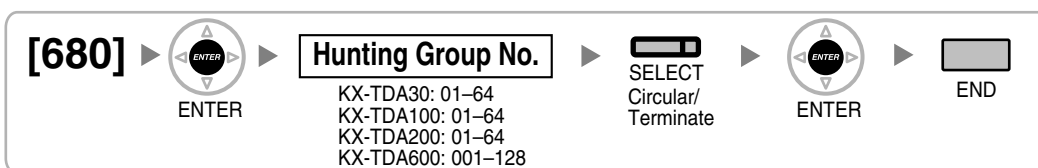
### [650] Extension User Groups of a Pickup Group



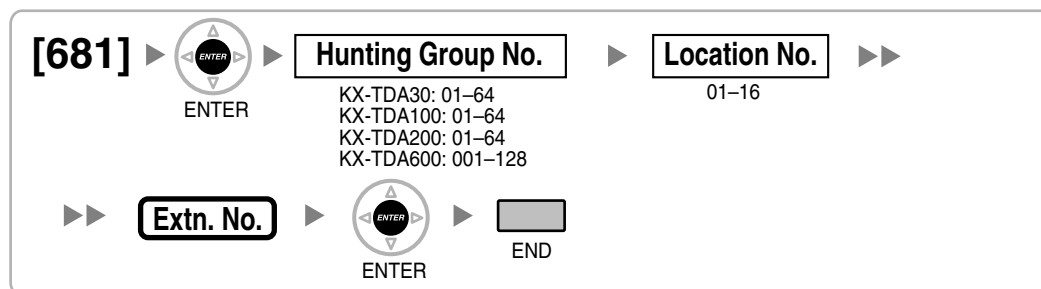
### [660] VM Group Floating Extension Number



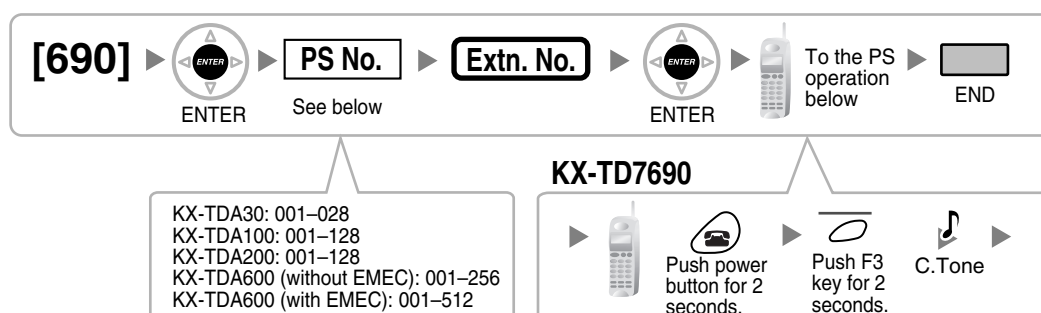
### [680] Idle Extension Hunting Type



## [681] Idle Extension Hunting Group Member



## [690] PS Registration



### Notes

- Extension numbers of PSs can be a maximum of 4 digits.
- Please refer to the Installation Manual for details about PS registration.

#### KX-TDA30:

Registering DECT PS → 2.7.7 Connecting a Cell Station to the Hybrid IP-PBX

Registering 2.4 GHz PS → 2.8.7 Connecting a Cell Station to the Hybrid IP-PBX

#### KX-TDA100/KX-TDA200:

Registering DECT PS → 2.8.7 Connecting a Cell Station to the Hybrid IP-PBX

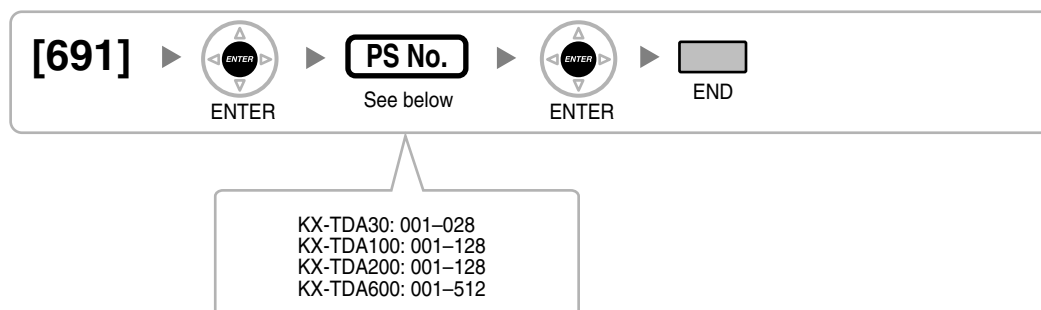
Registering 2.4 GHz PS → 2.9.7 Connecting a Cell Station to the Hybrid IP-PBX

#### KX-TDA600:

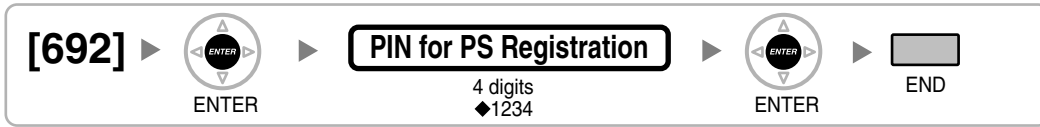
Registering DECT PS → 2.10.7 Connecting a Cell Station to the Hybrid IP-PBX

Registering 2.4 GHz PS → 2.11.7 Connecting a Cell Station to the Hybrid IP-PBX

## [691] PS Termination



### [692] Personal Identification Number (PIN) for PS Registration



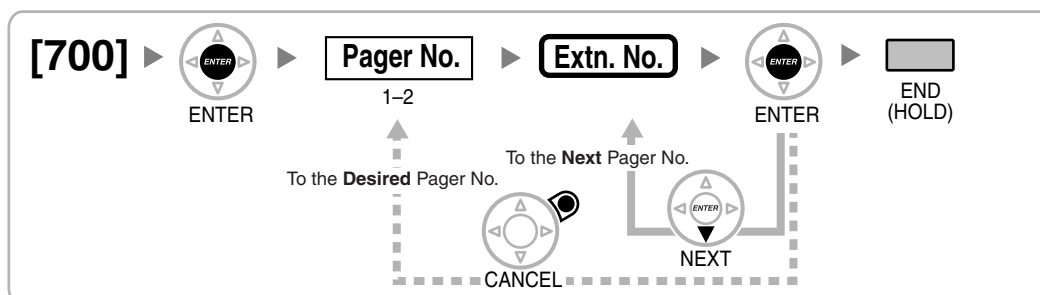
### [699] CS Status Reference



## 2.1.10 Resource/Interface Programming

### [700] External Pager Floating Extension Number

[KX-TDA100/KX-TDA200/KX-TDA600]



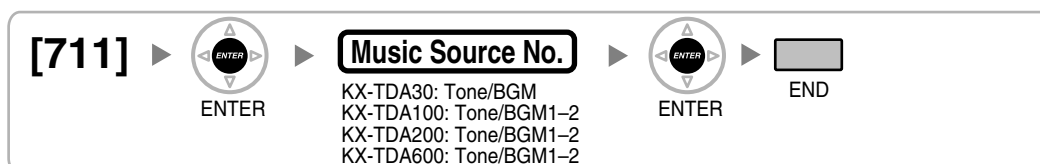
[KX-TDA30]



### [710] Music Source Selection for BGM (with the KX-TDA30)/BGM2 (with the KX-TDA100/KX-TDA200/KX-TDA600)



### [711] Music on Hold

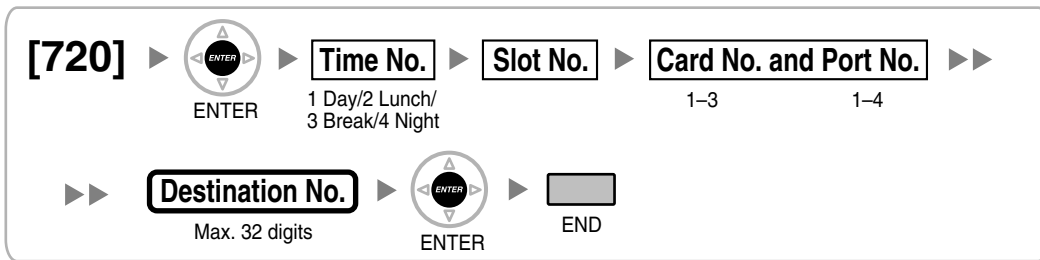


### [712] Music for Transfer

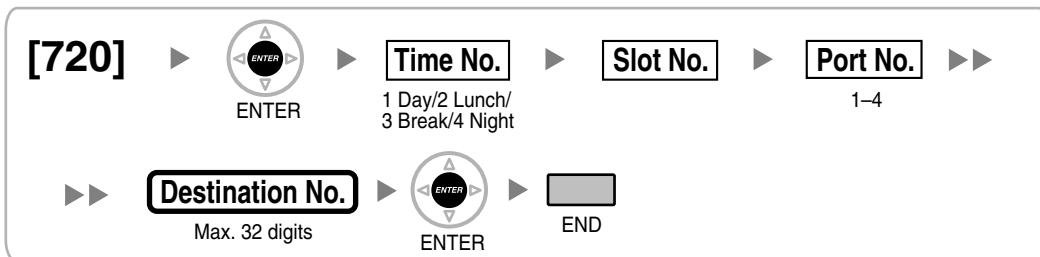


## [720] Doorphone Call Destination

[KX-TDA100/KX-TDA200/KX-TDA600]

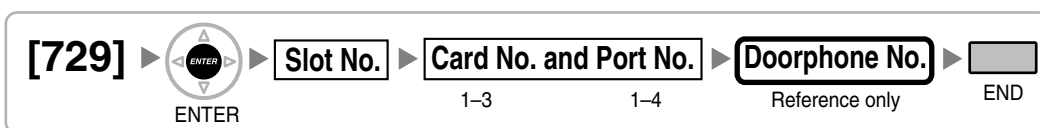


[KX-TDA30]



## [729] Doorphone Number Reference

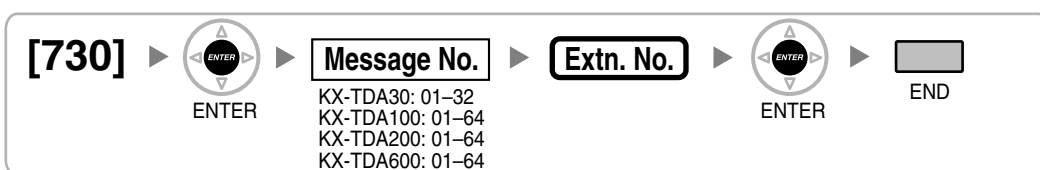
[KX-TDA100/KX-TDA200/KX-TDA600]



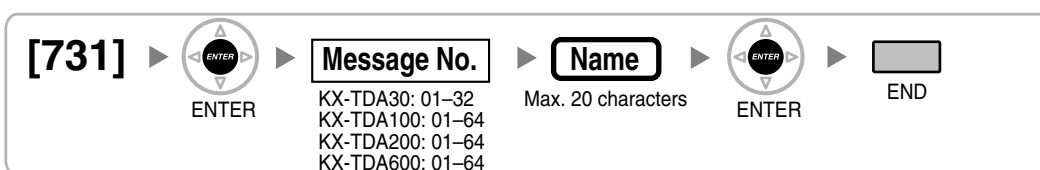
[KX-TDA30]



## [730] Outgoing Message (OGM) Floating Extension Number



## [731] Outgoing Message (OGM) Name

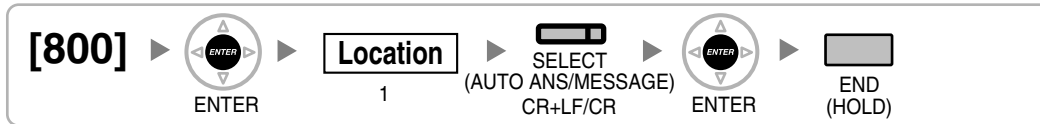


## [732] DISA Security Mode

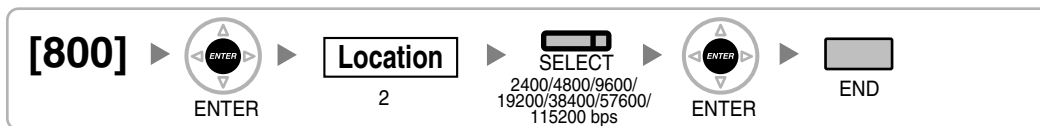


## 2.1.11 SMDR & Maintenance Programming

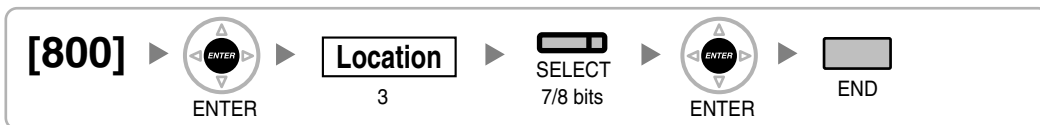
### [800] RS-232C Parameter—New Line Code



### [800] RS-232C Parameter—Baud Rate



### [800] RS-232C Parameter—Word Length



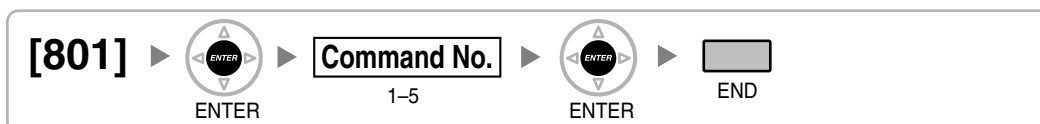
### [800] RS-232C Parameter—Parity Bit



### [800] RS-232C Parameter—Stop Bit Length



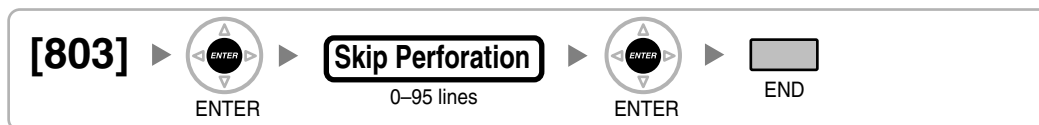
### [801] External Modem Control



### [802] SMDR Page Length

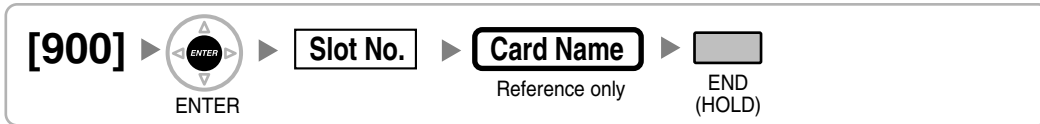




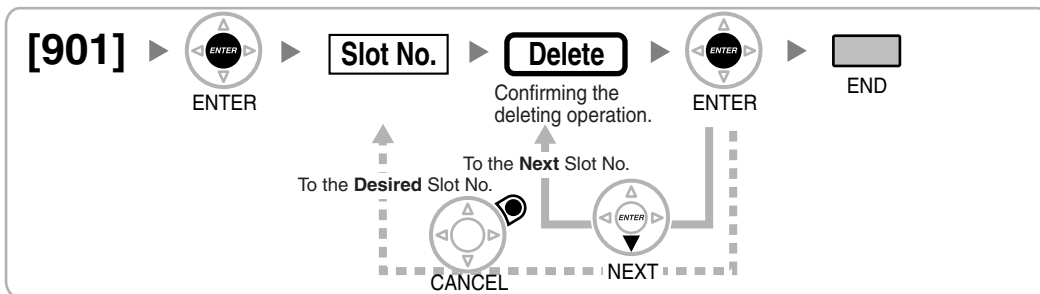
**[803] SMDR Skip Perforation****[804] SMDR Outgoing Call Printing****[805] SMDR Incoming Call Printing****[810] Remote Programming****[811] Modem Floating Extension Number****[812] ISDN Remote Floating Extension Number**

## 2.1.12 Card Programming

### [900] Slot Card Type Reference



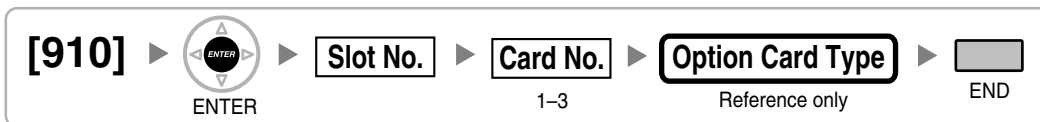
### [901] Slot Card Deletion



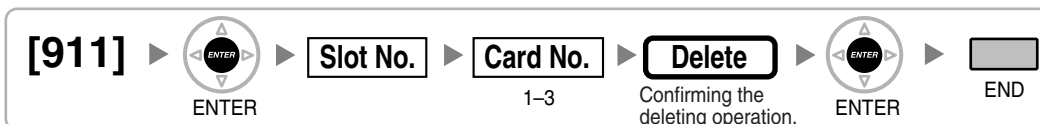
### [902] Slot Card Reset



### [910] OPB3 Option Card Type Reference (KX-TDA100/KX-TDA200/KX-TDA600 only)



### [911] OPB3 Option Card Deletion (KX-TDA100/KX-TDA200/KX-TDA600 only)



---

# ***Section 3***

## ***Appendix***

## 3.1 Revision History

### 3.1.1 KX-TDA600 PLMPR Software File Version 3.1xxx

#### Changed Contents

- [007] DSS Console Paired Telephone
- [470] Trunk Group Intercept Destination (not applicable for MPR Software File Version 3.1000 or later)
- [601] Terminal Device Assignment

## 3.2 Feature Programming References

### A

#### Absent Message

- [008] Absent Message

#### Feature Guide Reference

1.19.2 Absent Message

#### Account Code Entry

- [508] Account Code Mode

#### Feature Guide Reference

1.5.4.3 Account Code Entry

#### Automatic Route Selection (ARS)

- [320] ARS Mode
- [321] ARS Leading Number
- [322] ARS Routing Plan Table Number
- [325] ARS Exception Number
- [330] ARS Routing Plan Time Table
- [331–346] ARS Routing Plan Table (1–16) (KX-TDA30/KX-TDA100/KX-TDA200 only)
- [347] ARS Routing Plan Table (1–48) (KX-TDA600 only)
- [350] ARS Carrier Name
- [351] ARS Trunk Group for Carrier Access
- [352] ARS Removed Number of Digits for Carrier Access
- [353] ARS Carrier Access Code

#### Feature Guide Reference

1.10.1 Automatic Route Selection (ARS)

### C

#### Call Charge Services

- [010] Charge Margin
- [011] Charge Tax
- [012] Charge Rate per Unit
- [130] Decimal Point Position for Currency
- [131] Currency
- [491] Pay Tone Signal Type (KX-TDA100/KX-TDA200/KX-TDA600 only)

#### Feature Guide Reference

1.26.3 Call Charge Services

#### Call Forwarding (FWD)

- [472] Extension-to-Trunk Call Duration
- [473] Trunk-to-Trunk Call Duration

## 3.2 Feature Programming References

---

- [504] Call Forwarding to Trunk
- [605] Call Forwarding—No Answer Time

### **Feature Guide Reference**

1.3.1.2 Call Forwarding (FWD)

### **Call Hold**

- [200] Hold Recall Time

### **Feature Guide Reference**

1.13.1 Call Hold

### **Call Pickup**

- [650] Extension User Groups of a Pickup Group

### **Feature Guide Reference**

1.4.1.3 Call Pickup

### **Call Transfer**

- [201] Transfer Recall Time
- [503] Call Transfer to Trunk
- [712] Music for Transfer

### **Feature Guide Reference**

1.12.1 Call Transfer

### **Caller ID**

- [001] System Speed Dialling Number
- [002] System Speed Dialling Name
- [490] Caller ID Signal Type

### **Feature Guide Reference**

1.18.1 Caller ID

### **Calling Line Identification (CLI) Distribution**

- [001] System Speed Dialling Number
- [002] System Speed Dialling Name

### **Feature Guide Reference**

1.1.1.5 Calling Line Identification (CLI) Distribution

### **Calling Party Control (CPC) Signal Detection**

- [413] LCOT CPC Signal Detection Time—Outgoing
- [414] LCOT CPC Signal Detection Time—Incoming

### **Feature Guide Reference**

1.11.10 Calling Party Control (CPC) Signal Detection

### **Calling/Connected Line Identification Presentation (CLIP/COLP)**

- [003] Extension Number
- [422] BRI Subscriber Number
- [606] CLIP/COLP Number

### **Feature Guide Reference**

## 1.21.1.2 Calling/Connected Line Identification Presentation (CLIP/COLP)

**Calling/Connected Line Identification Presentation (CLIP/COLP) and Calling/Connected Name Identification Presentation (CNIP/CONP)—by QSIG**

- [003] Extension Number
- [004] Extension Name

**Feature Guide Reference**

1.30.4.2 Calling/Connected Line Identification Presentation (CLIP/COLP) and Calling/Connected Name Identification Presentation (CNIP/CONP)—by QSIG

**Class of Service (COS)**

- 2.1.8 COS Programming
- [602] Class of Service

**Feature Guide Reference**

2.2.1 Class of Service (COS)

**D****Dial Type Selection**

- [410] LCOT Dialling Mode
- [411] LCOT Pulse Rate
- [412] LCOT DTMF Minimum Duration

**Feature Guide Reference**

1.5.4.4 Dial Type Selection

**Direct In Line (DIL)**

- [421] BRI DIL/DDI/MSN Selection
- [450] DIL 1:1 Destination

**Feature Guide Reference**

1.1.1.2 Direct In Line (DIL)

**Direct Inward Dialling (DID)/Direct Dialling In (DDI)**

- [421] BRI DIL/DDI/MSN Selection
- [451] DID Number
- [452] DID Name
- [453] DID Destination

**Feature Guide Reference**

1.1.1.3 Direct Inward Dialling (DID)/Direct Dialling In (DDI)

**Direct Inward System Access (DISA)**

- [209] DISA Delayed Answer Time
- [210] DISA Trunk-to-Trunk Call Prolong Time
- [211] DISA Intercept Time
- [470] Trunk Group Intercept Destination (not applicable for MPR Software File Version 3.1000 or later)
- [475] DISA Silence Detection

## 3.2 Feature Programming References

---

- [476] DISA Continuous Signal Detection
- [477] DISA Cyclic Signal Detection
- [604] Extension Intercept Destination
- [730] Outgoing Message (OGM) Floating Extension Number
- [731] Outgoing Message (OGM) Name
- [732] DISA Security Mode

### **Feature Guide Reference**

1.17.6 Direct Inward System Access (DISA)

### **Display Information**

- [130] Decimal Point Position for Currency
- [131] Currency

### **Feature Guide Reference**

1.20.4 Display Information

### **Do Not Disturb (DND)**

- [507] DND Override

### **Feature Guide Reference**

1.3.1.3 Do Not Disturb (DND)

### **Door Open**

- [207] Door Unlock Time
- [512] Permission for Door Open Access

### **Feature Guide Reference**

1.17.2 Door Open

### **Doorphone Call**

- [720] Doorphone Call Destination
- [729] Doorphone Number Reference

### **Feature Guide Reference**

1.17.1 Doorphone Call

## **E**

### **Emergency Call**

- [304] Emergency Number

### **Feature Guide Reference**

1.5.4.2 Emergency Call

### **Executive Busy Override**

- [505] Executive Busy Override
- [506] Executive Busy Override Deny

### **Feature Guide Reference**

1.8.2 Executive Busy Override



**Extension Dial Lock**

- [510] TRS/Barring Level for Extension Dial Lock

**Feature Guide Reference**

1.9.3 Extension Dial Lock

**Extension Personal Identification Number (PIN)**

- [005] Extension Personal Identification Number (PIN)

**Feature Guide Reference**

1.28.1 Extension Personal Identification Number (PIN)

**Extension Port Configuration**

- [007] DSS Console Paired Telephone
- [600] EXtra Device Port (XDP) Mode

**Feature Guide Reference**

2.1.1 Extension Port Configuration

**External Feature Access (EFA)**

- [417] LCOT Flash/Recall Time

**Feature Guide Reference**

1.11.7 External Feature Access (EFA)

**F****Flash/Recall/Terminate**

- [418] LCOT Disconnect Time

**Feature Guide Reference**

1.11.6 Flash/Recall/Terminate

**Flexible Numbering/Fixed Numbering**

- [100] Flexible Numbering

**Feature Guide Reference**

2.3.6 Flexible Numbering/Fixed Numbering

**Floating Extension**

- [623] Incoming Call Distribution Group Name
- [660] VM Group Floating Extension Number
- [700] External Pager Floating Extension Number
- [730] Outgoing Message (OGM) Floating Extension Number
- [731] Outgoing Message (OGM) Name
- [811] Modem Floating Extension Number
- [812] ISDN Remote Floating Extension Number

**Feature Guide Reference**

2.3.7 Floating Extension

### G

#### Group Call Distribution

- [621] Incoming Call Distribution Group Delayed Ringing
- [624] Incoming Call Distribution Group Distribution Method
- [632] Maximum Number of Agents

##### Feature Guide Reference

1.2.2.2 Group Call Distribution

### H

#### Host PBX Access Code (Access Code to the Telephone Company from a Host PBX)

- [471] Host PBX Access Code

##### Feature Guide Reference

1.5.4.8 Host PBX Access Code (Access Code to the Telephone Company from a Host PBX)

#### Hot Line

- [204] Hot Line Waiting Time

##### Feature Guide Reference

1.6.1.7 Hot Line

### I

#### Idle Extension Hunting

- [680] Idle Extension Hunting Type
- [681] Idle Extension Hunting Group Member

##### Feature Guide Reference

1.2.1 Idle Extension Hunting

#### Incoming Call Distribution Group Features

- [620] Incoming Call Distribution Group Member
- [621] Incoming Call Distribution Group Delayed Ringing
- [622] Incoming Call Distribution Group Floating Extension Number
- [623] Incoming Call Distribution Group Name
- [624] Incoming Call Distribution Group Distribution Method
- [625] Destination for Overflow Time Expiration
- [626] Overflow Time
- [627] Destination When All Busy
- [628] Queuing Call Capacity
- [629] Queuing Hurry-up Level
- [630] Queuing Time Table
- [631] Sequences in Queuing Time Table
- [632] Maximum Number of Agents

##### Feature Guide Reference

1.2.2 Incoming Call Distribution Group Features

**Integrated Services Digital Network (ISDN)**

- [420] BRI Network Type
- [424] BRI Layer 1 Active Mode
- [425] BRI Layer 2 Active Mode
- [426] BRI Configuration
- [427] BRI TEI Mode

**Feature Guide Reference**

1.21.1 Integrated Services Digital Network (ISDN)

**Intercept Routing**

- [203] Intercept Time
- [470] Trunk Group Intercept Destination (not applicable for MPR Software File Version 3.1000 or later)
- [604] Extension Intercept Destination
- [625] Destination for Overflow Time Expiration

**Feature Guide Reference**

1.1.1.6 Intercept Routing

**Intercept Routing—No Destination**

- [006] Operator Assignment

**Feature Guide Reference**

1.1.1.7 Intercept Routing—No Destination

**Intercom Call**

- [003] Extension Number
- [004] Extension Name

**Feature Guide Reference**

1.5.3 Intercom Call

**Internal Call Features**

- [720] Doorphone Call Destination

**Feature Guide Reference**

1.1.2 Internal Call Features

**L****Last Number Redial**

- [205] Automatic Redial Repeat Times
- [206] Automatic Redial Interval

**Feature Guide Reference**

1.6.1.4 Last Number Redial

**Line Preference—Outgoing**

- [103] Idle Line Access (Local Access)
- [500] Trunk Group Number

### Feature Guide Reference

1.5.5.2 Line Preference—Outgoing

## M

### Manager Features

- [112] Manager Password
- [511] Manager Assignment

### Feature Guide Reference

2.2.6 Manager Features

### Multiple Subscriber Number (MSN) Ringing Service

- [421] BRI DIL/DDI/MSN Selection
- [426] BRI Configuration

### Feature Guide Reference

1.1.1.4 Multiple Subscriber Number (MSN) Ringing Service

### Music on Hold

- [710] Music Source Selection for BGM (with the KX-TDA30)/BGM2 (with the KX-TDA100/KX-TDA200/KX-TDA600)
- [711] Music on Hold

### Feature Guide Reference

1.13.4 Music on Hold

## N

### Network Direct Station Selection (NDSS)

- [511] Manager Assignment

### Feature Guide Reference

1.30.5.1 Network Direct Station Selection (NDSS)

## O

### Operator Features

- [006] Operator Assignment

### Feature Guide Reference

2.2.5 Operator Features

### Outgoing Message (OGM)

- [631] Sequences in Queuing Time Table
- [730] Outgoing Message (OGM) Floating Extension Number

### Feature Guide Reference

1.17.5 Outgoing Message (OGM)

### Outside Destinations in Incoming Call Distribution Group

- [620] Incoming Call Distribution Group Member

- [621] Incoming Call Distribution Group Delayed Ringing
- [622] Incoming Call Distribution Group Floating Extension Number
- [624] Incoming Call Distribution Group Distribution Method
- [629] Queuing Hurry-up Level

**Feature Guide Reference**

1.2.2.3 Outside Destinations in Incoming Call Distribution Group

**Overflow Feature**

- [625] Destination for Overflow Time Expiration
- [626] Overflow Time
- [627] Destination When All Busy
- [628] Queuing Call Capacity
- [632] Maximum Number of Agents

**Feature Guide Reference**

1.2.2.6 Overflow Feature

**P****Paging**

- [640] Extension User Groups of a Paging Group
- [641] External Pagers of a Paging Group

**Feature Guide Reference**

1.15.1 Paging

**Paralleled Telephone**

- [600] EXtra Device Port (XDP) Mode

**Feature Guide Reference**

1.11.9 Paralleled Telephone

**Pause Insertion**

- [416] LCOT Pause Time

**Feature Guide Reference**

1.5.4.7 Pause Insertion

**PC Phone/PC Console**

- [601] Terminal Device Assignment

**Feature Guide Reference**

1.32.2 PC Phone/PC Console

**Portable Station (PS) Connection**

- [690] PS Registration
- [691] PS Termination
- [692] Personal Identification Number (PIN) for PS Registration

**Feature Guide Reference**

1.25.1 Portable Station (PS) Connection

### PS Directory

- [001] System Speed Dialling Number
- [002] System Speed Dialling Name
- [004] Extension Name

#### Feature Guide Reference

1.25.3 PS Directory

### PS Ring Group

- [620] Incoming Call Distribution Group Member

#### Feature Guide Reference

1.25.2 PS Ring Group

### PS Roaming by Network ICD Group

- [620] Incoming Call Distribution Group Member
- [622] Incoming Call Distribution Group Floating Extension Number
- [624] Incoming Call Distribution Group Distribution Method

#### Feature Guide Reference

1.30.6.1 PS Roaming by Network ICD Group

### PT Programming

- 2.1 PT Programming
- [516] Programming Mode Limitation

#### Feature Guide Reference

2.3.2 PT Programming

## Q

### Queuing Feature

- [628] Queuing Call Capacity
- [629] Queuing Hurry-up Level
- [630] Queuing Time Table
- [631] Sequences in Queuing Time Table
- [632] Maximum Number of Agents

#### Feature Guide Reference

1.2.2.4 Queuing Feature

## R

### Reverse Circuit

- [415] LCOT Reverse Circuit

#### Feature Guide Reference

1.5.4.5 Reverse Circuit

## S

### Software Upgrading

- [190] Main Processing (MPR) Software Version Reference

#### Feature Guide Reference

2.3.8 Software Upgrading

### Special Carrier Access Code

- [303] Special Carrier Access Code

#### Feature Guide Reference

1.5.4.9 Special Carrier Access Code

### Speed Dialling—Personal/System

- [001] System Speed Dialling Number
- [002] System Speed Dialling Name
- [509] TRS/Barring Level for System Speed Dialling

#### Feature Guide Reference

1.6.1.5 Speed Dialling—Personal/System

### Station Message Detail Recording (SMDR)

- [800] RS-232C Parameter—New Line Code
- [800] RS-232C Parameter—Baud Rate
- [800] RS-232C Parameter—Word Length
- [800] RS-232C Parameter—Parity Bit
- [800] RS-232C Parameter—Stop Bit Length
- [802] SMDR Page Length
- [803] SMDR Skip Perforation
- [804] SMDR Outgoing Call Printing
- [805] SMDR Incoming Call Printing

#### Feature Guide Reference

1.26.1 Station Message Detail Recording (SMDR)

## T

### Tenant Service

- [001] System Speed Dialling Number
- [006] Operator Assignment
- [320] ARS Mode
- [711] Music on Hold

#### Feature Guide Reference

2.2.3 Tenant Service

### TIE Line Service

- [453] DID Destination
- [500] Trunk Group Number

### Feature Guide Reference

1.30.1 TIE Line Service

### Time Service

- [101] Time Service Switching Mode
- [102] Time Service Starting Time
- [514] Time Service Manual Switching

### Feature Guide Reference

2.2.4 Time Service

### Toll Restriction (TRS)/Call Barring (Barring)

- [300] TRS/Barring Override by System Speed Dialling
- [301] TRS/Barring Denied Code
- [302] TRS/Barring Exception Code
- [501] TRS/Barring Level
- [509] TRS/Barring Level for System Speed Dialling
- [602] Class of Service

### Feature Guide Reference

1.9.1 Toll Restriction (TRS)/Call Barring (Barring)

### Trunk Access

- [400] LCOT/BRI Trunk Connection
- [401] LCOT/BRI Trunk Name
- [409] LCOT/BRI Trunk Number Reference
- [500] Trunk Group Number

### Feature Guide Reference

1.5.5.3 Trunk Access

### Trunk Answer From Any Station (TAFAS)

- [700] External Pager Floating Extension Number

### Feature Guide Reference

1.17.3 Trunk Answer From Any Station (TAFAS)

### Trunk Busy Out

- [511] Manager Assignment

### Feature Guide Reference

1.5.4.6 Trunk Busy Out

### Trunk Call Limitation

- [472] Extension-to-Trunk Call Duration
- [473] Trunk-to-Trunk Call Duration
- [502] Trunk Call Duration Limitation

### Feature Guide Reference

1.11.8 Trunk Call Limitation



## V

### Verification Code Entry

- [120] Verification Code
- [121] Verification Code Name
- [122] Verification Code Personal Identification Number (PIN)
- [123] Verification Code COS Number

#### Feature Guide Reference

1.9.6 Verification Code Entry

### Virtual PS

- [690] PS Registration

#### Feature Guide Reference

1.25.6 Virtual PS

### Voice Mail (VM) Group

- [601] Terminal Device Assignment
- [660] VM Group Floating Extension Number

#### Feature Guide Reference

1.24.1 Voice Mail (VM) Group

### Voice Mail DPT (Digital) Integration

- [201] Transfer Recall Time

#### Feature Guide Reference

1.24.3 Voice Mail DPT (Digital) Integration

## W

### Walking COS

- [005] Extension Personal Identification Number (PIN)

#### Feature Guide Reference

1.9.5 Walking COS

### Walking Extension

- [007] DSS Console Paired Telephone

#### Feature Guide Reference

1.28.3 Walking Extension

### Wireless XDP Parallel Mode

- [515] Wireless XDP Parallel Mode for Paired Telephone

#### Feature Guide Reference

1.25.5 Wireless XDP Parallel Mode

**Panasonic Communications Co., Ltd.**

1-62, 4-chome, Minoshima, Hakata-ku, Fukuoka 812-8531, Japan

**Copyright:**

This material is copyrighted by Panasonic Communications Co., Ltd., and may be reproduced for internal use only. All other reproduction, in whole or in part, is prohibited without the written consent of Panasonic Communications Co., Ltd.

© 2005 Panasonic Communications Co., Ltd. All Rights Reserved.

**PSQX3814XA** KK0805ET2076

## Free Manuals Download Website

<http://myh66.com>

<http://usermanuals.us>

<http://www.somanuals.com>

<http://www.4manuals.cc>

<http://www.manual-lib.com>

<http://www.404manual.com>

<http://www.luxmanual.com>

<http://aubethermostatmanual.com>

Golf course search by state

<http://golfingnear.com>

Email search by domain

<http://emailbydomain.com>

Auto manuals search

<http://auto.somanuals.com>

TV manuals search

<http://tv.somanuals.com>