


6.2 mm×2.5 mm Side-operational Edge Mount / SMD Light Touch Switches

Type: **EVQP4/EVQP8**



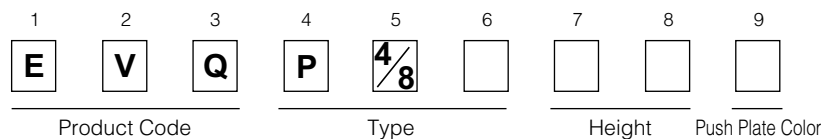
■ Features

- External dimensions : 6.2 mm×2.55 mm (Excluding the push plate), Height 3.5 mm (EVQP4 Type : Printed circuit board being as low as 1.35 mm)
- Side-operational middle stroke type (0.7 mm) with a high operating force (5.0 N)
- Improved soldering strength in the operating direction when mounted on PC board edge

■ Recommended Applications

- Operation switches for portable electronic equipment (Mobile phones, Digital still cameras, Camcorders Portable audio players, etc.)
- Keyless entry (car electronics)
- Car audio equipment

■ Explanation of Part Numbers




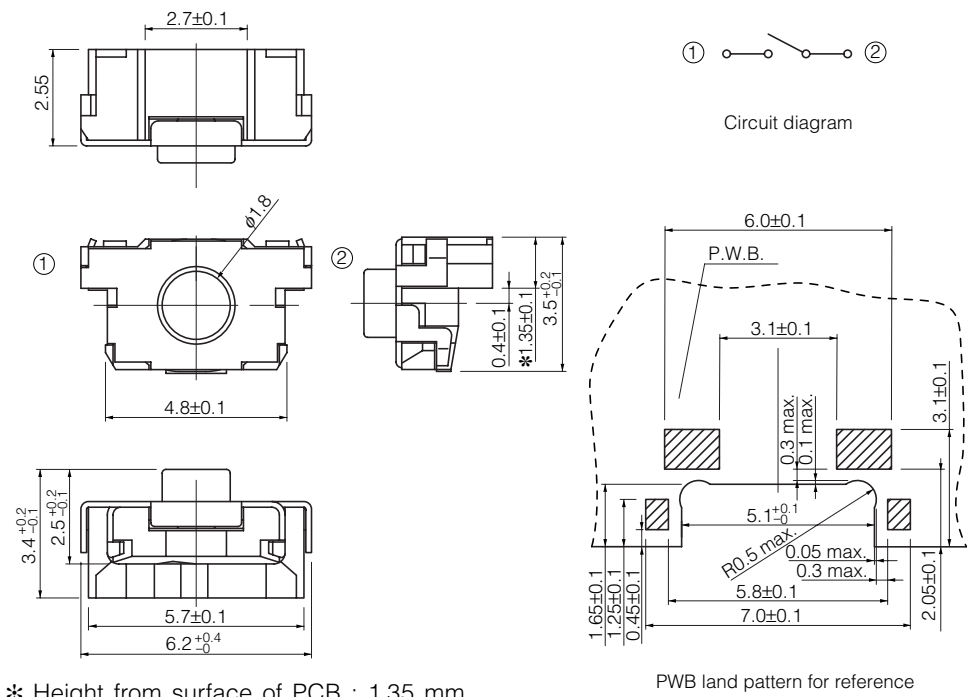

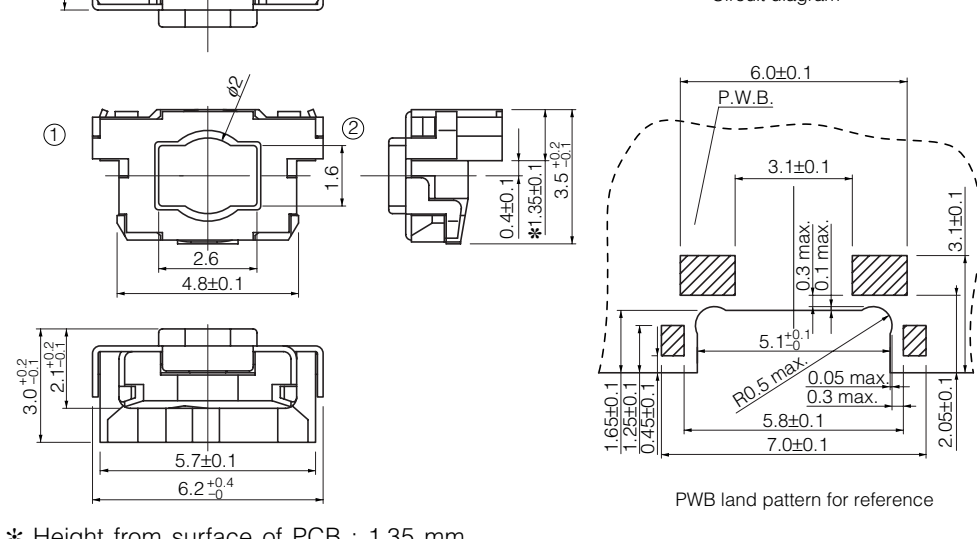
■ Specifications

Travel Type		Middle Push Travel	Short Push Travel
Type		Snap action / Push-on type SPST	
Electrical	Rating	10 μ A 2 Vdc to 20 mA 15 Vdc (Resistive load)	
	Contact Resistance	100 m Ω max.	
	Insulation Resistance	100 M Ω min. (at 100 Vdc)	
	Dielectric Withstanding Voltage	250 Vac (1 minute)	
	Bouncing	10 ms max. (ON, OFF)	
Mechanical	Operating Force	2.5 N, 3.5 N, 5.0 N	1.0 N, 1.6 N, 2.4 N, 3.5 N
	Travel	0.70 mm	0.25 mm
	Push Strength	50 N (1 minute)	
Endurance	Operating Life	2.5 N: 1000000 cycles min.	1.0 N, 1.6 N: 1000000 cycles min.
		3.5 N: 500000 cycles min.	2.4 N: 500000 cycles min.
		5.0 N: 200000 cycles min.	3.5 N: 200000 cycles min.
Operating Temperature		-40 °C to +85 °C	
Storage Temperature		-40 °C to +85 °C (Bulk) -20 °C to +60 °C (Taping)	
Minimum Quantity/Packing Unit		2500 pcs. Embossed Taping (Reel Pack)	
Quantity/Carton		12500 pcs.	

Design and specifications are each subject to change without notice. Ask factory for the current technical specifications before purchase and/or use. Should a safety concern arise regarding this product, please be sure to contact us immediately.

Dec. 2008


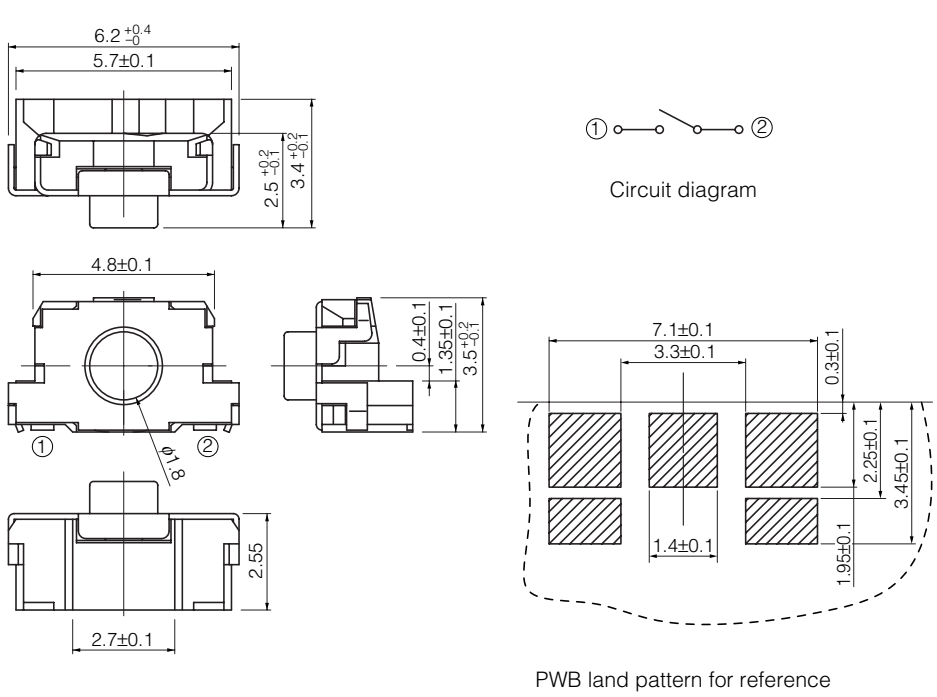

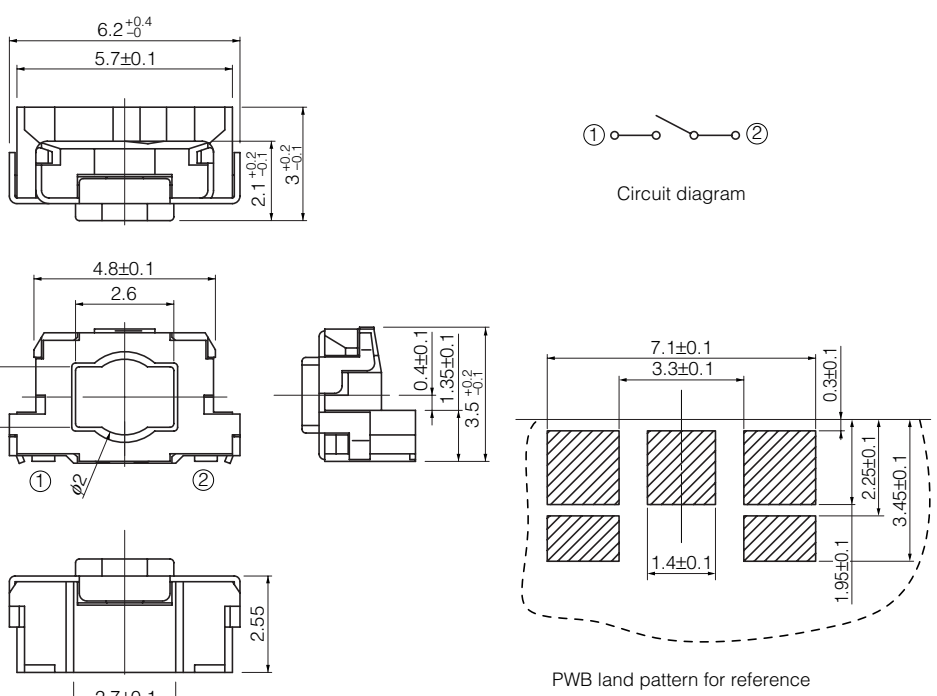
■ Dimensions in mm (not to scale)

<p>No. 1</p> <p>EVQP4</p> <p>Middle push travel</p> 	 <p>* Height from surface of PCB : 1.35 mm</p>			
<p>Part Numbers</p>	<p>Operating Force</p>	<p>Height</p>	<p>Push Plate Color</p>	<p>Operating Life</p>
<p>EVQP4H03B</p>	<p>2.5 N</p>	<p>3.5 mm</p>	<p>Blue</p>	<p>1000000 cycles</p>
<p>EVQP4K03Q</p>	<p>3.5 N</p>	<p>3.5 mm</p>	<p>Grey</p>	<p>500000 cycles</p>
<p>EVQP4M03K</p>	<p>5.0 N</p>	<p>3.5 mm</p>	<p>Black</p>	<p>200000 cycles</p>
<p>No. 2</p> <p>EVQP4</p> <p>Short push travel</p> 	 <p>* Height from surface of PCB : 1.35 mm</p>			
<p>Part Numbers</p>	<p>Operating Force</p>	<p>Height</p>	<p>Push Plate Color</p>	<p>Operating Life</p>
<p>EVQP4003M</p>	<p>1.0 N</p>	<p>3.5 mm</p>	<p>Natural</p>	<p>1000000 cycles</p>
<p>EVQP4203M</p>	<p>1.6 N</p>	<p>3.5 mm</p>	<p>Natural</p>	<p>1000000 cycles</p>
<p>EVQP4403M</p>	<p>2.4 N</p>	<p>3.5 mm</p>	<p>Natural</p>	<p>500000 cycles</p>
<p>EVQP4603M</p>	<p>3.5 N</p>	<p>3.5 mm</p>	<p>Natural</p>	<p>200000 cycles</p>

Design and specifications are each subject to change without notice. Ask factory for the current technical specifications before purchase and/or use. Should a safety concern arise regarding this product, please be sure to contact us immediately.

Jul. 2008

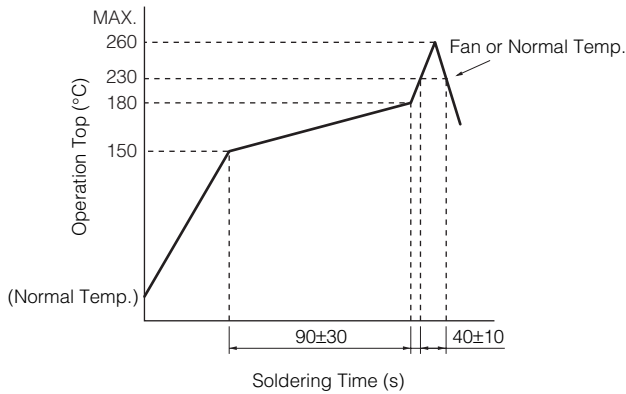
■ Dimensions in mm (not to scale)

<p>No. 3</p> <p>EVQP8</p> <p>Middle push travel</p> 				
<p>Part Numbers</p>	<p>Operating Force</p>	<p>Height</p>	<p>Push Plate Color</p>	<p>Operating Life</p>
<p>EVQP8H03B</p>	<p>2.5 N</p>	<p>3.5 mm</p>	<p>Blue</p>	<p>1000000 cycles</p>
<p>EVQP8K03Q</p>	<p>3.5 N</p>	<p>3.5 mm</p>	<p>Grey</p>	<p>500000 cycles</p>
<p>EVQP8M03K</p>	<p>5.0 N</p>	<p>3.5 mm</p>	<p>Black</p>	<p>200000 cycles</p>
<p>No. 4</p> <p>EVQP8</p> <p>Short push travel</p> 				
<p>Part Numbers</p>	<p>Operating Force</p>	<p>Height</p>	<p>Push Plate Color</p>	<p>Operating Life</p>
<p>EVQP8003M</p>	<p>1.0 N</p>	<p>3.5 mm</p>	<p>Natural</p>	<p>1000000 cycles</p>
<p>EVQP8203M</p>	<p>1.6 N</p>	<p>3.5 mm</p>	<p>Natural</p>	<p>1000000 cycles</p>
<p>EVQP8403M</p>	<p>2.4 N</p>	<p>3.5 mm</p>	<p>Natural</p>	<p>500000 cycles</p>
<p>EVQP8603M</p>	<p>3.5 N</p>	<p>3.5 mm</p>	<p>Natural</p>	<p>200000 cycles</p>

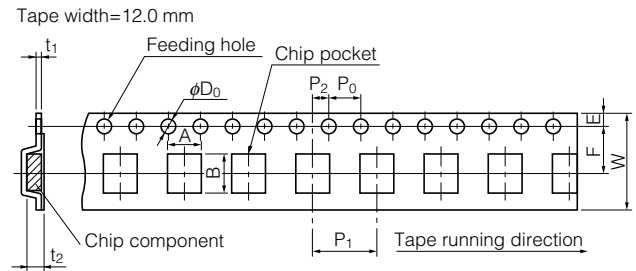
Design and specifications are each subject to change without notice. Ask factory for the current technical specifications before purchase and/or use. Should a safety concern arise regarding this product, please be sure to contact us immediately.

Jun. 2008

■ Recommended Reflow Soldering Conditions



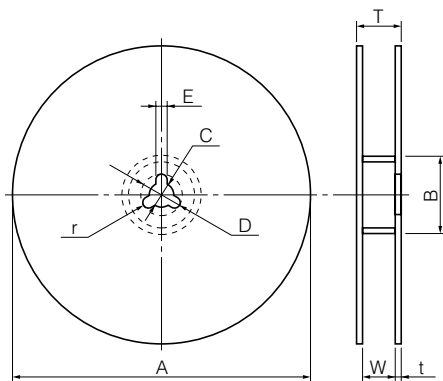
● Embossed Carrier Taping



Unit: mm

Part No.	Height	A	B	W	F	E	P ₁	P ₂	P ₀	D ₀ Dia.	t ₁	t ₂
EVQP4	3.5	6.5±0.2	3.9±0.2	12.0±0.3	5.5±0.1	1.75±0.10	8.0±0.1	2.0±0.1	4.0±0.1	1.5 ^{+0.1} ₋₀	0.4±0.1	3.75±0.20
EVQP8			3.65±0.20									

● Standard Reel Dimensions in mm (not to scale)



Item	A	B	C	D	E
Rate (mm)	φ370.0±2.0	φ50.0 min.	φ13.0±0.5	φ21.0±1.0	2.0±0.5

Item	W	T	t	r
Rate (mm)	14.0±1.5	—	1.0 to 3.0	1.0±0.5

Free Manuals Download Website

<http://myh66.com>

<http://usermanuals.us>

<http://www.somanuals.com>

<http://www.4manuals.cc>

<http://www.manual-lib.com>

<http://www.404manual.com>

<http://www.luxmanual.com>

<http://aubethermostatmanual.com>

Golf course search by state

<http://golfingnear.com>

Email search by domain

<http://emailbydomain.com>

Auto manuals search

<http://auto.somanuals.com>

TV manuals search

<http://tv.somanuals.com>