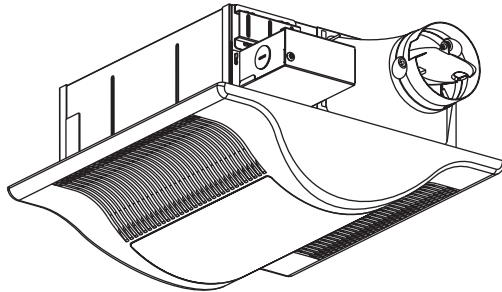


Service Manual

Super Quiet Ventilating Fan/Light Combination

Whisper Value-Lite™
(North American Market)

FV-08VSL1



SPECIFICATIONS

| Model | Air direction | V | Hz | Duct diameter (inches) | Noise (sones) | Power consumption(W) | | | Speed (rpm) | Air deliver at 0.1"WG (cfm) | Weight lb. (Kg) |
|-----------|---------------|-----|----|------------------------|---------------|----------------------|------------------|------------|-------------|-----------------------------|-----------------|
| | | | | | | Fan body | Lighting unit | | | | |
| | | | | | | | Fluorescent lamp | Night lamp | | | |
| FV-08VSL1 | Exhaust | 120 | 60 | 3 | 1.3 | 26 | 18X2 | 4 | 944 | 80 | 12.8 (5.8) |

Specifications are based on HVI standard.

⚠ WARNING

This service information is designed for experienced repair technicians only and is not designed for use by the general public. It does not contain warnings or cautions to advise non-technical individuals of potential dangers in attempting to service a product. Products powered by electricity should be serviced or repaired only by experienced professional technicians. Any attempt to service or repair the product or products dealt with in this service information by anyone else could result in serious injury or death.

IMPORTANT SAFETY NOTICE

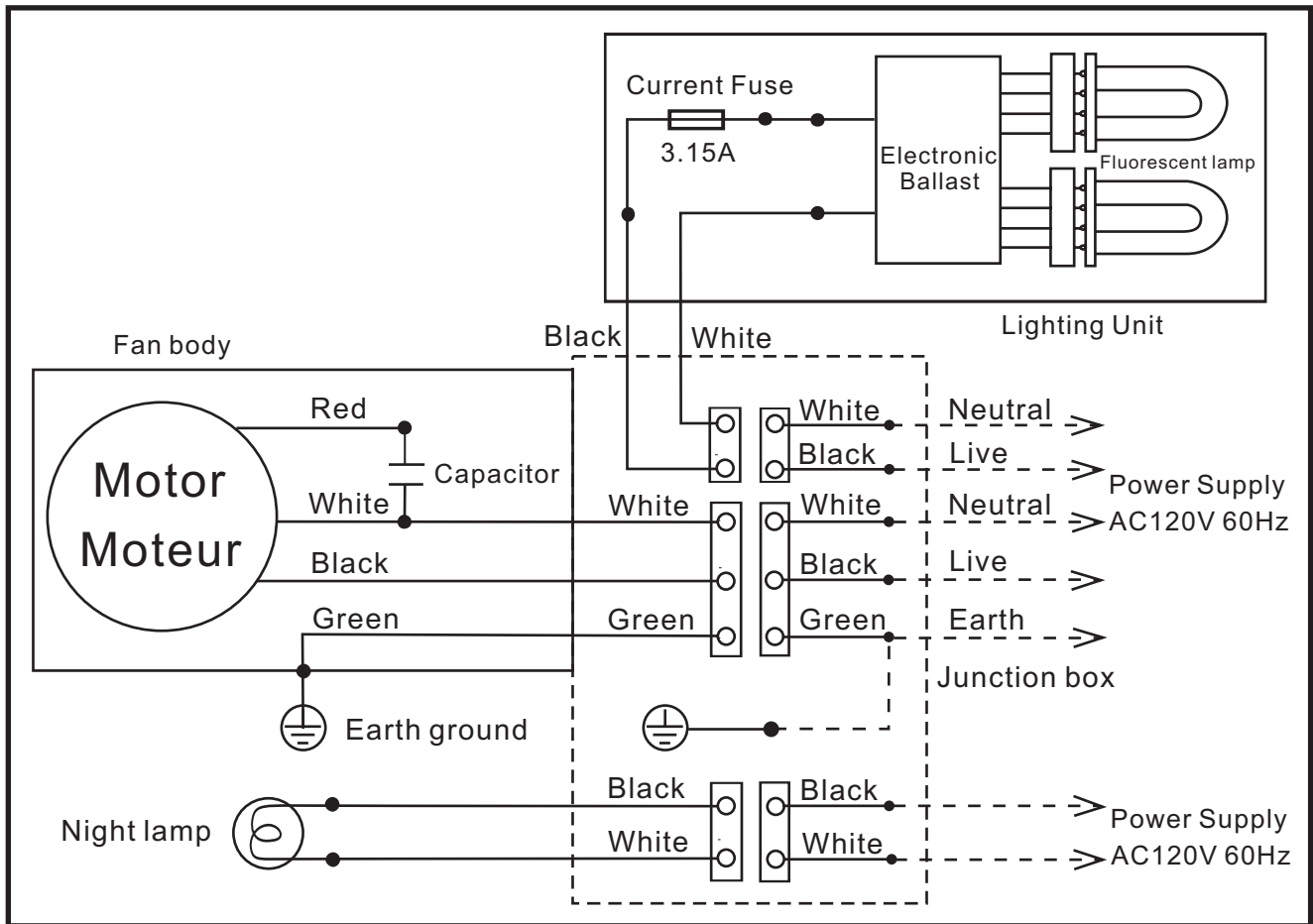
There are special components used in this equipment which are important for safety. These parts are marked by ⚠ in the Schematic Diagrams, Exploded Views and Replacement Parts List. It is essential that these critical parts should be replaced with manufacturer's specified parts to prevent shock, fire or other hazards. Do not modify the original design without permission of manufacture.

CONTENTS

| | PAGE |
|------------------------------|------|
| 1 Parts Identification | 1 |
| 2 Wiring Diagram | 2 |
| 3 Parts List | 3~4 |








2 Wiring diagram

FV-08VSL1



3 Parts List

FV-08VSL1

| No. | Part No. | Part Name | Q'ty | Remark |
|-----|-------------|---------------------|------|--|
| 1 | FFV0420013S | Bracket Cover | 1 | |
| 2 | FFV1600067S | Frame Assy. | 1 | |
| 3 | FFV5720015S | Scale Tape | 1 | Stick on Frame Assy. |
| 4 | FFV6730001S | Wiring Plate | 1 | Stick on Frame Assy. |
| 5 | FFV0810002S | Caution Label | 1 | Stick on Frame Assy. |
| 6 | FFV2260003S | Holograph Label | 1 | Stick on Frame Assy. |
| 7 | FFV2260002S | HVI Mark | 1 | Stick on Frame Assy. |
| 8 | FFV4020013S | Name Plate | 1 | Stick on Frame Assy. |
| 9 | FFV6730002S | Warning Label | 1 | Stick on Frame Assy. |
| 10 | FFV7020018S | Nut | 1 | For Fixing Blade |
| 11 | FFV7010026S | Spring Washer | 1 | For Fixing Blade |
| 12 | FFV7010025S | Plain Washer | 1 | For Fixing Blade |
| 13 | FFV4670002S | Blade Set Plate | 1 | For Fixing Blade |
| 14 | FFV5520016S | Shutter Fix Rubber | 2 | For Shutter Installation |
| 15 | FFV5520017S | Shutter Sub Pad | 1 | Stick on Shutter |
| 16 | FFV5520015S | Shutter Bit Pad | 2 | Stick on Shutter |
| 17 | FFV5500016S | Shutter | 1 | |
| 18 | FFV7020015S | Hexagon Nut | 1 | For Fixing Lead Wire |
| 19 | FFV0000047S | Adapter Sub-Assy. | 1 | |
| 20 | FFV0900020S | Connector Plate | 1 | |
| 21 | FFV0900011S | Connector Assy. L | 1 | With Mark Label  |
| 22 | FFV0900010S | Connector Assy. N.L | 1 | With Mark Label  |
| 23 | FFV0900013S | Connector Assy. | 1 |  |
| 24 | FFV3402103S | Lead Wire | 2 | 1pcs For Adapter Assy., 1pcs For Motor Support  |
| 25 | FFV0740015S | Clip | 1 | |
| 26 | FFV2800005S | Junction Box Cover | 1 | |
| 27 | FFV0000048S | Adapter Assy. | 1 | |
| 28 | FFV0400079S | Blade | 1 | |
| 29 | FFV2530003S | Tie 1 | 1 | For Fixing Motor Lead Wire to Motor Support |
| 30 | FFV2530001S | Tie 2 | 1 | For Fixing Motor Lead Wire and Lead Wire |
| 31 | FFV3700235S | Motor Assy. | 1 | 120V,60Hz,Need to order 2 Ties  |
| 32 | FFV3730039S | Motor Support | 1 | |
| 33 | FFV0900021S | Connecting Plate | 1 | |
| 34 | FFV4610012S | Sponge 1 | 2 | Stick on Casing |
| 35 | FFV0790041S | Casing | 1 | |
| 36 | FFV0750106S | Capacitor | 1 | 250V,2.2uF  |
| 37 | FFV4610011S | Sponge 2 | 1 | Stick on Casing |
| 38 | FFV0740007H | Cord Clip | 1 | |
| 39 | FFV3420008S | Lighting Unit | 1 | Include Labels  |
| 40 | FFV3420007S | Fluorescent Lamp | 2 | |

3 Parts List

FV-08VSL1

| No. | Part No. | Part Name | Q'ty | Remark |
|------|-------------|------------------------|------|--|
| 41 | FFV3420005S | Night Lamp | 1 | |
| 42 | FFV3460002S | Lighting Unit Assy. | 1 | ⚠ |
| 43 | FFV5560017S | Spring | 2 | |
| 44 | FFV5560026S | Spring Set Plate | 2 | |
| 45 | FFV3400082S | Grille Assy. | 1 | |
| 46 | FFV3470001S | Butt Connector | 1 | ⚠ |
| 47 | FFV0900001H | Connector | 3 | ⚠ |
| 48 | FFV0730021S | Cord | 1 | ⚠ |
| 49 | FFV5710019S | Suspension Bracket I | 1 | Attachment |
| 50 | FFV5710017S | Suspension Bracket III | 1 | Attachment |
| 51 | FFV5710018S | Suspension Bracket II | 1 | Attachment |
| 52 | FFV5710021S | Set Plate | 1 | |
| 53 | FFV7000018S | Truss Tap Screw | 4 | For Fixing Bracket Cover to Frame Assy. |
| 54 | FFV7000064S | Bind Screw | 1 | For Fixing Set Plate |
| 55 | FFV7040005S | Thumb Screw | 1 | In Accessory Set |
| 56 | FFV7000137S | Truss Screw | 4 | For Fixing Motor Assy. to Motor Support |
| 57 | FFV7000091S | Pan Tap Screw | 2 | For Fixing Connector Plate and Junction Box Cover |
| 58 | FFV6120003S | U-Ring | 1 | Included in Motor Assy.,For Special order |
| 59 | FFV7000017S | Flush Tapping Screw | 4 | For Fixing Motor Support to Casing |
| 60 | FFV7000110S | Flush Head Screw | 1 | For Fixing Connecting Plate to Motor Support |
| 61 | FFV7030001S | Screw Assy. | 2 | For Fixing Lead Wire ⚠ |
| 62 | FFV7000138S | Truss Head Screw | 3 | For Fixing Casing to Motor Support |
| 63 | FFV7000080S | Plus Truss Screw | 4 | For Fixing Casing to Frame Assy. |
| 64 | FFV7000139S | Truss PC Screw | 2 | For Fixing Condenser Box Cover |
| 65 | FFV7000099S | Truss Screw | 1 | For Fixing Cord Clip |
| 66 | FFV7000063S | Truss PC Screw | 2 | For Fixing Lighting Unit Assy. to Casing,In Accessory Set |
| 67 | FFV7000011S | Machine Screw | 1 | For Fixing Lighting Unit Assy. to Fix Plate,In Accessory Set |
| 68 | FFV7000055S | Pan Tap Screw | 2 | For Fixing Spring Set Plate |
| 69 | FFV7010036S | P-R Washer | 1 | |
| 70 | FFV4710205S | Grille Case Assy. | 1 | For Grille Assy. Packing |
| 71 | FFV4710206S | Left Pad | 1 | Mark With "08VSL1991" |
| 72 | FFV4710207S | Right Pad | 1 | Mark With "08VSL1992" |
| 73 | FFV9000548S | Packing Case Assy. | 1 | |
| 74 | FFV0010097S | Accessory Set | 1 | For Canada Market |
| (74) | FFV0010098S | Accessory Set | 1 | For USA Market |

Free Manuals Download Website

<http://myh66.com>

<http://usermanuals.us>

<http://www.somanuals.com>

<http://www.4manuals.cc>

<http://www.manual-lib.com>

<http://www.404manual.com>

<http://www.luxmanual.com>

<http://aubethermostatmanual.com>

Golf course search by state

<http://golfingnear.com>

Email search by domain

<http://emailbydomain.com>

Auto manuals search

<http://auto.somanuals.com>

TV manuals search

<http://tv.somanuals.com>