

PARTS MANUAL



StreetPro SERIES MODELS

SP706016

SP706020

SP706026

SP706030

SP706036

PROFESSIONAL PAVEMENT SAW **(DEUTZ BF3L2011 DIESEL ENGINE)**

Revision #5 (05/06/11)

To find the latest revision of this
publication, visit our website at:
www.multiquip.com



THIS MANUAL MUST ACCOMPANY THE EQUIPMENT AT ALL TIMES.

P/N 38267



CALIFORNIA — Proposition 65 Warning


Engine exhaust and some of its constituents, and some dust created by power sanding, sawing, grinding, drilling and other construction activities contains chemicals known to the State of California to cause cancer, birth defects and other reproductive harm. Some examples of these chemicals are:

- Lead from lead-based paints.
- Crystalline silica from bricks.
- Cement and other masonry products.
- Arsenic and chromium from chemically treated lumber.

Your risk from these exposures varies, depending on how often you do this type of work. To reduce your exposure to these chemicals: **ALWAYS** work in a well ventilated area, and work with approved safety equipment, such as dust masks that are specially designed to filter out microscopic particles.

SILICOSIS/RESPIRATORY WARNINGS

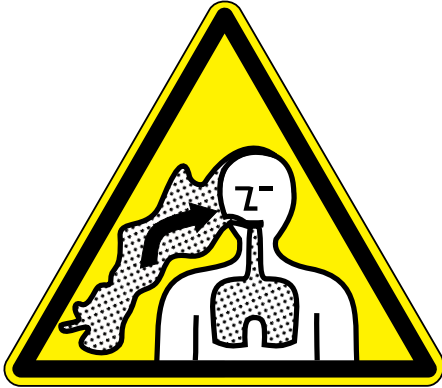
⚠ WARNING



SILICOSIS WARNING

Grinding/cutting/drilling of masonry, concrete, metal and other materials with silica in their composition may give off dust or mists containing crystalline silica. Silica is a basic component of sand, quartz, brick clay, granite and numerous other minerals and rocks. Repeated and/or substantial inhalation of airborne crystalline silica can cause serious or fatal respiratory diseases, including silicosis. In addition, California and some other authorities have listed respirable crystalline silica as a substance known to cause cancer. When cutting such materials, always follow the respiratory precautions mentioned above.

⚠ WARNING



RESPIRATORY HAZARDS

Grinding/cutting/drilling of masonry, concrete, metal and other materials can generate dust, mists and fumes containing chemicals known to cause serious or fatal injury or illness, such as respiratory disease, cancer, birth defects or other reproductive harm. If you are unfamiliar with the risks associated with the particular process and/or material being cut or the composition of the tool being used, review the material safety data sheet and/or consult your employer, the material manufacturer/supplier, governmental agencies such as OSHA and NIOSH and other sources on hazardous materials. California and some other authorities, for instance, have published lists of substances known to cause cancer, reproductive toxicity, or other harmful effects.

Control dust, mist and fumes at the source where possible. In this regard use good work practices and follow the recommendations of the manufacturers or suppliers, OSHA/NIOSH, and occupational and trade associations. Water should be used for dust suppression when wet cutting is feasible. When the hazards from inhalation of dust, mists and fumes cannot be eliminated, the operator and any bystanders should always wear a respirator approved by NIOSH/MSHA for the materials being used.

SP7060 StreetPro Series Professional Pavement Saw

Proposition 65 Warning	2
Silicosis/Respiratory Warnings	3
Table of Contents.....	4
Parts Ordering Procedures.....	5
Explanation of Code in Remarks Column	6
Suggested Spare Parts	7
Nameplates and Decals	8-9
Control Panel Decals.....	10-11
Electrical Control Assembly.....	12-13
Console Mounts Assembly	14-15
Rear Console Access Panel Assembly	16-17
Light Connector/Dash Access Assembly.....	18-19
Belt and Engine Guards Assembly.....	20-21
Depth Indicator/Stop Switch Assy. (Old Style)	22-23
Depth Indicator/Stop Switch Assy. (New Style).....	24-25
F-N-R Assembly	26-27
Fuel Assembly	28-29
Battery Assembly.....	30-31
Stay-Level Handlebars Assembly	32-33
Handlebar Boot Assembly	34-35
Water System Assembly.....	36-37
Engine Assembly	38-39
Throttle Control Assembly	40-41
Engine Mounts Assembly	42-43
Air Cleaner Assembly	44-45
Muffler Assembly	46-47
Lift Bail Assembly	48-49
Platform Guards/Rear Pointer Assembly.....	50-51
Wheel Drive Assembly	52-53
Front Axle Assembly.....	54-55
Hydraulic System Assembly	56-57
Engine Pivot Cylinder Assembly.....	58-59
Hydraulic Hoses Assembly.....	60-61
Hydraulic Fittings and Clamps Assembly	62-63
Front Pointer Assembly.....	64-65
Belt Drive Assembly	66-69
Drive Pulley Assembly	70-71
Blad shaft Assembly	72-73
16", 20", 26" Bladeguard Assembly.....	74-75
30", 36" Bladeguard Assembly	76-77
Optional Weight Kit Assembly.....	78-79
Terms and Conditions of Sale — Parts.....	80

NOTICE

Specification and part number are subject to change without notice.

PARTS ORDERING PROCEDURES

Ordering parts has never been easier! Choose from three easy options:

Effective:
January 1st, 2006

www.multiquip.com



Order via Internet (Dealers Only):

Order parts on-line using Multiquip's SmartEquip website!

- View Parts Diagrams
- Order Parts
- Print Specification Information



If you have an MQ Account, to obtain a Username and Password, E-mail us at: parts@multiquip.com.

To obtain an MQ Account, contact your District Sales Manager for more information.

Goto www.multiquip.com and click on **Order Parts** to log in and save!

Use the **internet** and qualify for a **5% Discount** on *Standard orders* for all orders which include complete part numbers.*

Note: Discounts Are Subject To Change



Order via Fax (Dealers Only):

All customers are welcome to order parts via Fax.

Domestic (US) Customers dial:
1-800-6-PARTS-7 (800-672-7877)

Fax your order in and qualify for a **2% Discount** on *Standard orders* for all orders which include complete part numbers.*

Note: Discounts Are Subject To Change



Order via Phone: Domestic (US) Dealers Call:
1-800-427-1244

Non-Dealer Customers:

Contact your local Multiquip Dealer for parts or call 800-427-1244 for help in locating a dealer near you.



International Customers should contact their local Multiquip Representatives for Parts Ordering information.

When ordering parts, please supply:

- | | |
|---|--|
| <input type="checkbox"/> Dealer Account Number | <input type="checkbox"/> Specify Preferred Method of Shipment: |
| <input type="checkbox"/> Dealer Name and Address | ✓ UPS/Fed Ex ✓ DHL |
| <input type="checkbox"/> Shipping Address (if different than billing address) | ■ Priority One ✓ Truck |
| <input type="checkbox"/> Return Fax Number | ■ Ground |
| <input type="checkbox"/> Applicable Model Number | ■ Next Day |
| <input type="checkbox"/> Quantity, Part Number and Description of Each Part | ■ Second/Third Day |

NOTICE

All orders are treated as *Standard Orders* and will ship the same day if received prior to 3PM PST.

WE ACCEPT ALL MAJOR CREDIT CARDS!



EXPLANATION OF CODE IN REMARKS COLUMN

The following section explains the different symbols and remarks used in the Parts section of this manual. Use the help numbers found on the back page of the manual if there are any questions.

NOTICE

The contents and part numbers listed in the parts section are subject to change **without notice**. Multiquip does not guarantee the availability of the parts listed.

SAMPLE PARTS LIST

NO.	PART NO.	PART NAME	QTY.	REMARKS
1	12345	BOLT.....	1	INCLUDES ITEMS W/%
2%		WASHER, 1/4 IN.....		NOT SOLD SEPARATELY
2%	12347	WASHER, 3/8 IN....	1	MQ-45T ONLY
3	12348	HOSE	A/R	MAKE LOCALLY
4	12349	BEARING	1	S/N 2345B AND ABOVE

NO. Column

Unique Symbols — All items with same unique symbol

(@, #, +, %, or >) in the number column belong to the same assembly or kit, which is indicated by a note in the “Remarks” column.

Duplicate Item Numbers — Duplicate numbers indicate multiple part numbers, which are in effect for the same general item, such as different size saw blade guards in use or a part that has been updated on newer versions of the same machine.

NOTICE

When ordering a part that has more than one item number listed, check the remarks column for help in determining the proper part to order.

PART NO. Column

Numbers Used — Part numbers can be indicated by a number, a blank entry, or TBD.

TBD (To Be Determined) is generally used to show a part that has not been assigned a formal part number at the time of publication.

A blank entry generally indicates that the item is not sold separately or is not sold by Multiquip. Other entries will be clarified in the “Remarks” Column.

QTY. Column

Numbers Used — Item quantity can be indicated by a number, a blank entry, or A/R.

A/R (As Required) is generally used for hoses or other parts that are sold in bulk and cut to length.

A blank entry generally indicates that the item is not sold separately. Other entries will be clarified in the “Remarks” Column.

REMARKS Column

Some of the most common notes found in the “Remarks” Column are listed below. Other additional notes needed to describe the item can also be shown.

Assembly/Kit — All items on the parts list with the same unique symbol will be included when this item is purchased.

Indicated by:

“INCLUDES ITEMS W/(unique symbol)”

Serial Number Break — Used to list an effective serial number range where a particular part is used.

Indicated by:

“S/N XXXXX AND BELOW”

“S/N XXXX AND ABOVE”

“S/N XXXX TO S/N XXX”

Specific Model Number Use — Indicates that the part is used only with the specific model number or model number variant listed. It can also be used to show a part is NOT used on a specific model or model number variant.

Indicated by:

“XXXXX ONLY”

“NOT USED ON XXXX”

“Make/Obtain Locally” — Indicates that the part can be purchased at any hardware shop or made out of available items. Examples include battery cables, shims, and certain washers and nuts.

“Not Sold Separately” — Indicates that an item cannot be purchased as a separate item and is either part of an assembly/kit that can be purchased, or is not available for sale through Multiquip.

SUGGESTED SPARE PARTS

SP7060 SAW

1 TO 3 UNITS WITH DEUTZ TURBO DIESEL ENGINE

Qty.	P/N	Description
1	37094	SWITCH, TOGGLE F-N-R
1	37203	SWITCH, ROLLER PLUNGER
2	406000	SWITCH, ROCKER
2	37132	FRONT WHEEL ASSEMBLY
2	37095	REAR WHEEL
1	29509	CAP, FUEL TANK
2	560017	GRIPS, HANDLEBAR
1	H9406	BULB, GE H9406
1	15503	KNOB, COMFORT
1	37311	BALL VALVE, WATER SYSTEM
2	570005	CLAMP, MUFFLER
2	37048	SPRING, WHEEL DRIVE
2	582012	BUSHING, QD
2	915316	SCREW, 5/8 - 11 X 3 LH GR8
2	915315	SCREW, 5/8 - 11 X 3 GR8
1	574003	ROPE, POINTER
1	37212	THROTTLE ASSEMBLY
2	200019	MUDFLAP, BLADEGUARD

FOR SAWS WITH 16", 20", AND 26" BLADEGUARDS

2	37168	FLANGE, INNER 5.0"
2	37169	FLANGE ASSEMBLY, OUTER 5.0"
2	926790	PIN, DOWEL
2	362000	HOSE, WATER #6LP (16" BLADEGUARD)
2	362005	HOSE, WATER #6LP (20" BLADEGUARD)
2	362006	HOSE, WATER #6LP (26" BLADEGUARD)

FOR SAWS WITH 30" AND 36" BLADEGUARDS

2	37177	FLANGE, INNER 6.0"
2	37176	FLANGE ASSEMBLY, OUTER 6.0"
2	926790	PIN, DOWEL
2	362007	HOSE, WATER #6LP (30" BLADEGUARD)
2	362008	HOSE, WATER #6LP (36" BLADEGUARD)

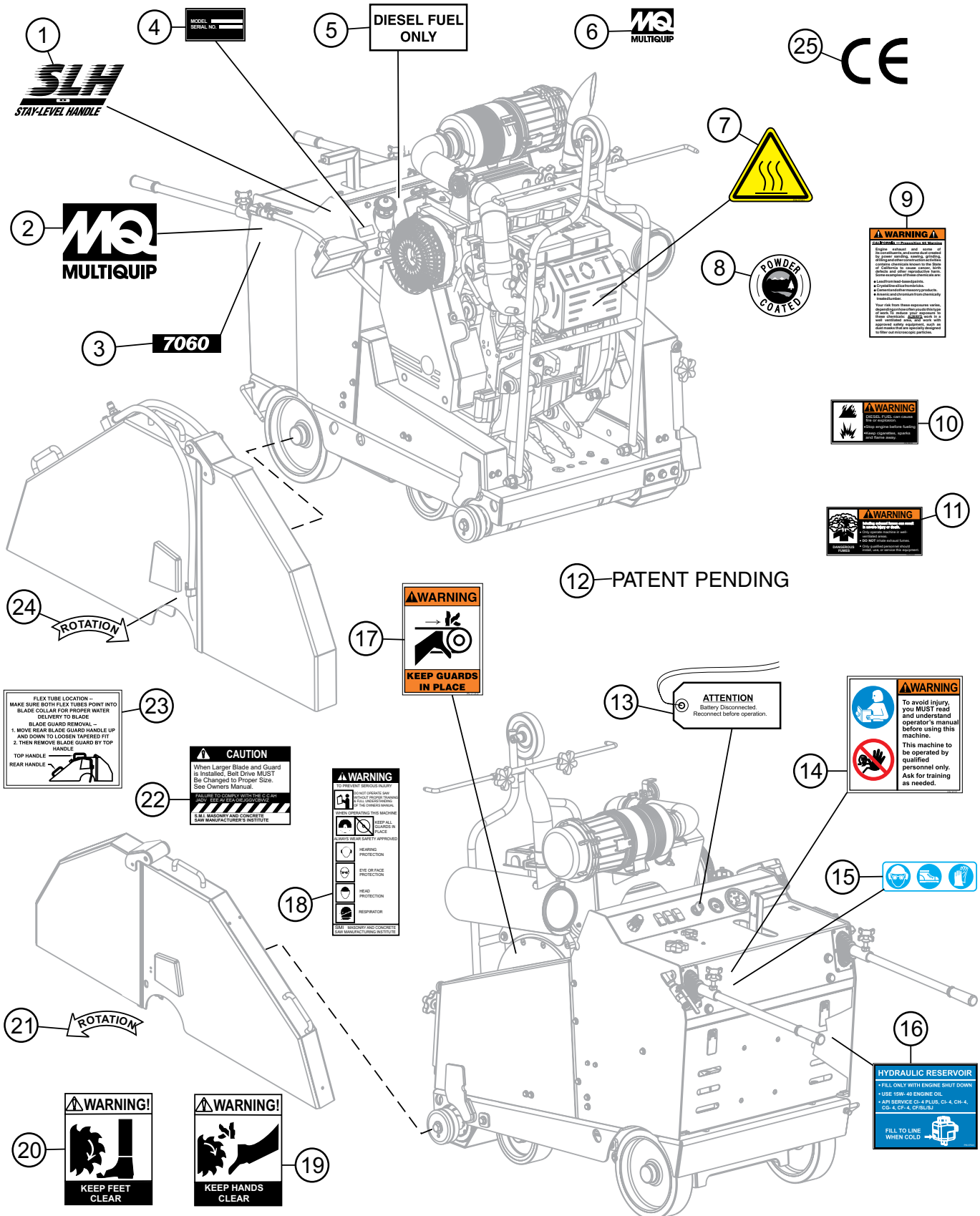
NOTICE

Part numbers on this Suggested Spare Parts List may supercede/replace the P/N's shown in the text pages of this manual.

ENGINE PARTS FOR DEUTZ TURBO DIESEL ENGINE

2	1174416	OIL FILTER, DEUTZ BF3L2012
2	304010	FUEL FILTER, DEUTZ BF3L2011
2	P772579	PRIMARY AIR FILTER ELEMENT
2	P775300	SAFETY AIR FILTER, DEUTZ BF3L2014
2	21004-003	FAN BELT, AX-35
2	520007	DRIVE BELT, 5G 3VX-530
1	406017	IGNITION SWITCH, W/KEY
2	406017-1	KEY, IGNITION
2	306006	FILTER, TRANSMISSION
	

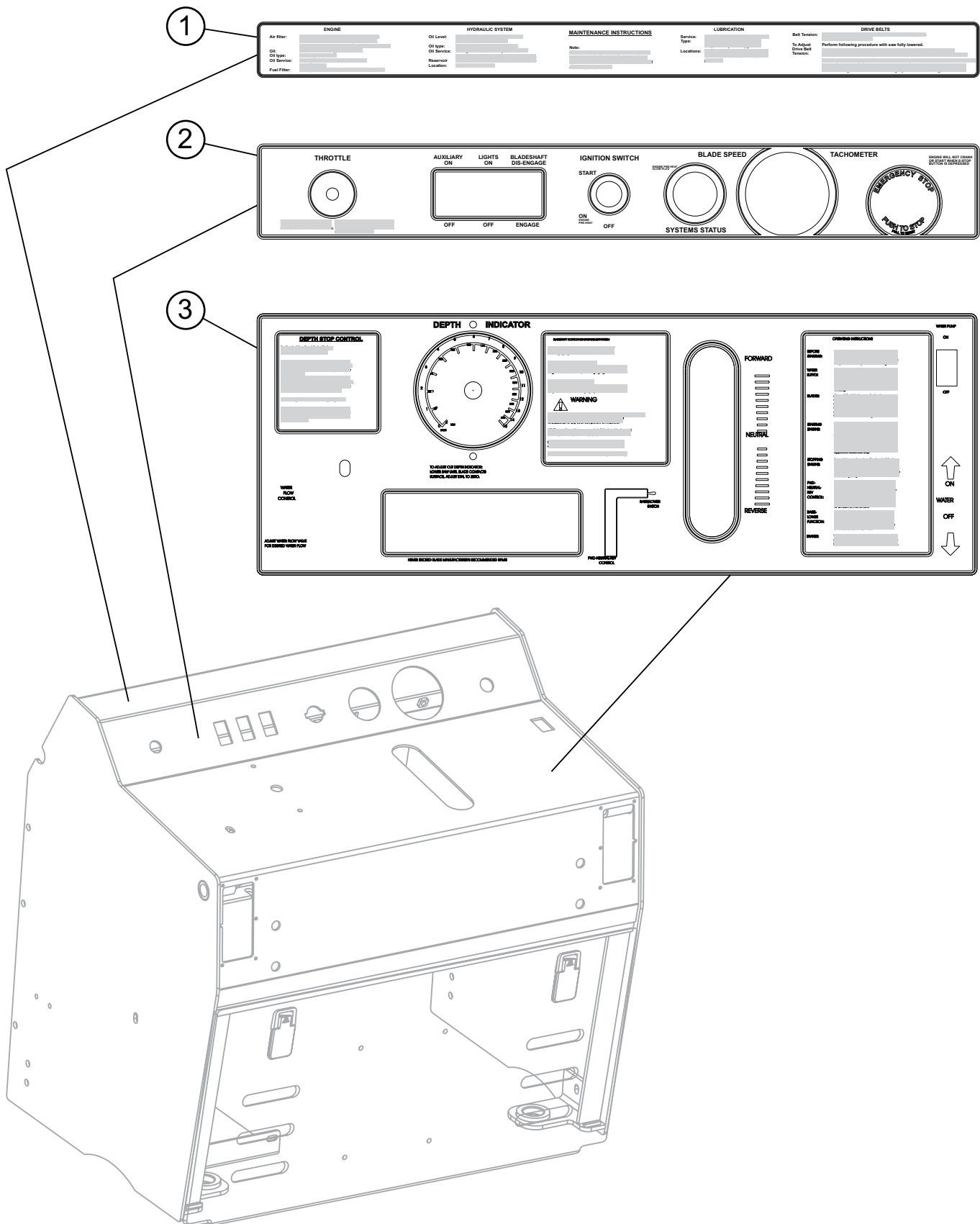
NAMEPLATES AND DECALS



NAMEPLATES AND DECALS

<u>NO.</u>	<u>PART NO.</u>	<u>PART NAME</u>	<u>QTY.</u>	<u>REMARKS</u>
1	37367	DECAL, STAY LEVEL HANDLE WHITE	2	
2	38232	DECAL, MQ MULTQUIP 5.93 X 7.45	2	
3	38235	DECAL, MQ SP7060	2	
4		SERIAL TAG.....	1	CONTACT PARTS DEPT.
5	M600002	DECAL, DIESEL FUEL ONLY	1	
6	38213	DECAL, MQ LOGO 3.0 X 3.75	1	
7	37161	DECAL, HOT ISO HI-TEMPERATURE.....	1	SAFETY ITEM
8	13118	DECAL, POWDER COATED	1	
9	20525	DECAL, WARNING "PROP 65" 3.25 X 4.25.....	1	SAFETY ITEM
10	36092	DECAL, WARNING DIESEL FUEL 3.5 X 1.75.....	1	SAFETY ITEM
11	36090	DECAL, WARNING VENTILATION 2 X 4.....	1	SAFETY ITEM
12	11912	DECAL, PATENT PENDING	1	
13	25282	DECAL, ATTENTION BATTERY DISCONNECTED	1	
14	35137	DECAL, WARNING READ MANUAL	1	SAFETY ITEM
15	36099	DECAL, PROTECTIVE CLOTHING ISO BLUE	1	SAFETY ITEM
16	37540	DECAL, HYDRAULIC RESERVOIR	1	
17	21302	DECAL, WARNING KEEP GUARDS IN PLACE	2	SAFETY ITEM
18	22122-001	DECAL, WARNING RX-W	2	SAFETY ITEM
19	25249-001	DECAL, WARNING KEEP HANDS CLEAR.....	2	SAFETY ITEM
20	25250-001	DECAL, WARNING KEEP FEET CLEAR	2	SAFETY ITEM
21	25678	DECAL, BLADE ROTATION CCW	1	SAFETY ITEM
22	23330-001	DECAL, CAUTION BELT DRIVE	2	
23	606004	DECAL, GUARD REMOVAL	2	SAFETY ITEM
24	25491	DECAL, BLADE ROTATION CW	1	
25	38226	DECAL, CE	1	

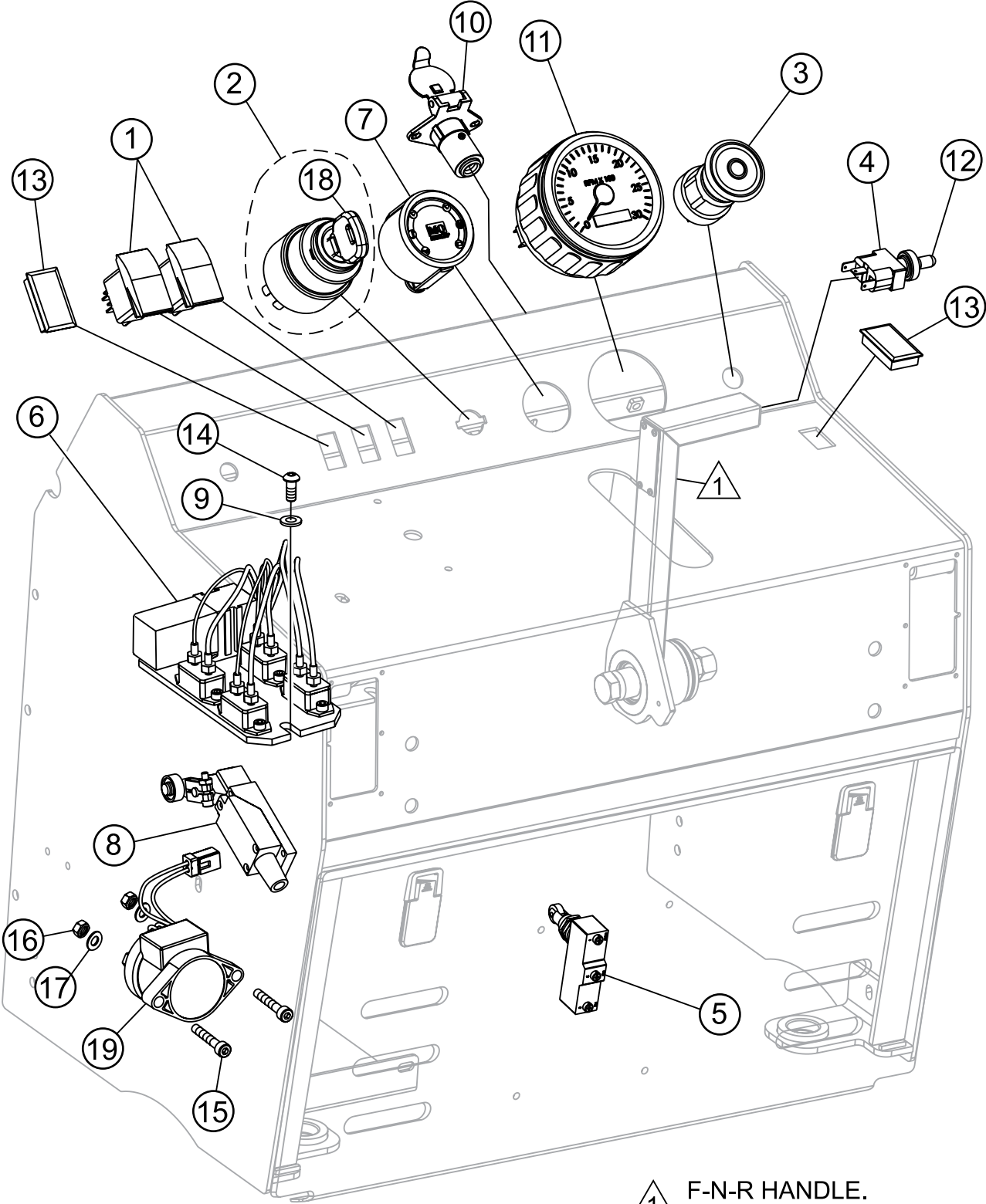
CONTROL PANEL DECALS



CONTROL PANEL DECALS

<u>NO.</u>	<u>PART NO.</u>	<u>PART NAME</u>	<u>QTY.</u>	<u>REMARKS</u>
1	37361	DECAL, MAINTENANCE, 7000 SERIES	1	
2	37354	DECAL, INSTRUMENT PANEL, 7000 SERIES	1	
3	37353	DECAL, OPERATION CONSOLE PANEL	1	

ELECTRICAL CONTROL ASSY.

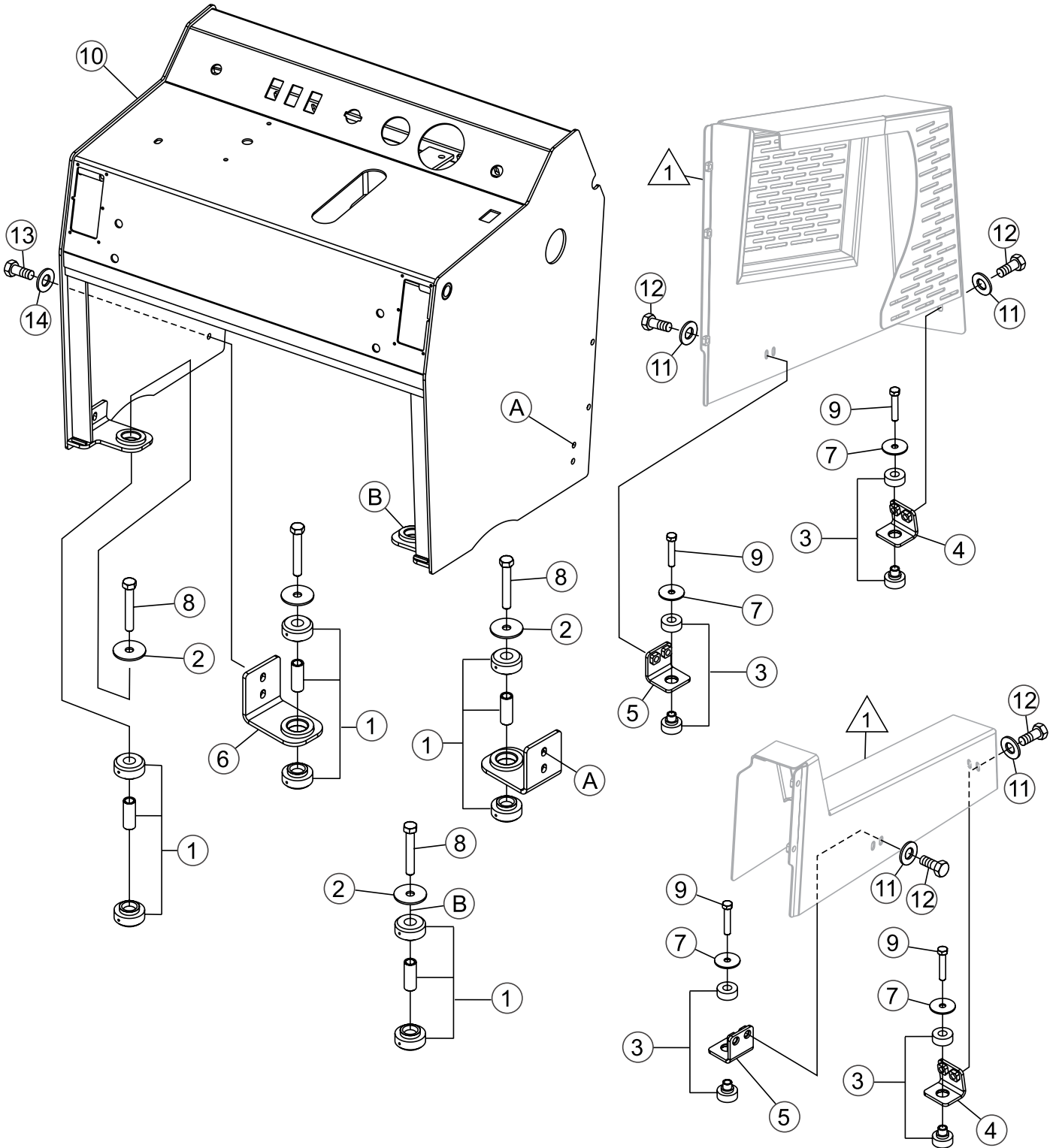


△ 1 F-N-R HANDLE.
SEE F-N-R ASSY.

ELECTRICAL CONTROL ASSY.

<u>NO.</u>	<u>PART NO.</u>	<u>PART NAME</u>	<u>QTY.</u>	<u>REMARKS</u>
1	406000	SWITCH, ROCKER CH# M-58031-01	2	
2	4060 17	IGNITION SWITCH, WITH KEYS	1	INCLUDES ITEMS W/*
3	37198	EMERGENCY STOP SWITCH	1	SAFETY ITEM
4	37094	SWITCH, TOGGLE SPDT MOMENTARY ON-ON	1	
5	37203	SWITCH, SNAP ACTION ROLLER PLUNGER	1	
6	37490	HARNESS, RELAYS AND CIRCUIT BREAKERS	1	
7	406021	INDICATOR, ENGINE	1	
8	37243	SWITCH, ROLLER ARM	1	
9	933240	WASHER, FLAT SAE 1/4 GRD 9 YZ	3	
10	405000	CONNECTOR, 4-WAY SOCKET	1	
11	37368	TACHOMETER, ELECTRIC 0-3000 RPM	1	
12	8381	BOOT, TOGGLE SWITCH	1	
13	406020	BLANK, ROCKER SWITCH	2	
14	973752	SCREW, BHHC 1/4 - 20 X 5/8 SS	3	
15	37325	SCREW, SHC M5 - 0.8 X 30MM	2	
16	37324	NUT, NYLOC M5 - 0.8	2	
17	28922-058	WASHER, M5	2	
18*	406017-1	KEY, IGNITION	1	
19	25628	SOLENOID, LIFT PUMP	1	

CONSOLE MOUNTS ASSY.

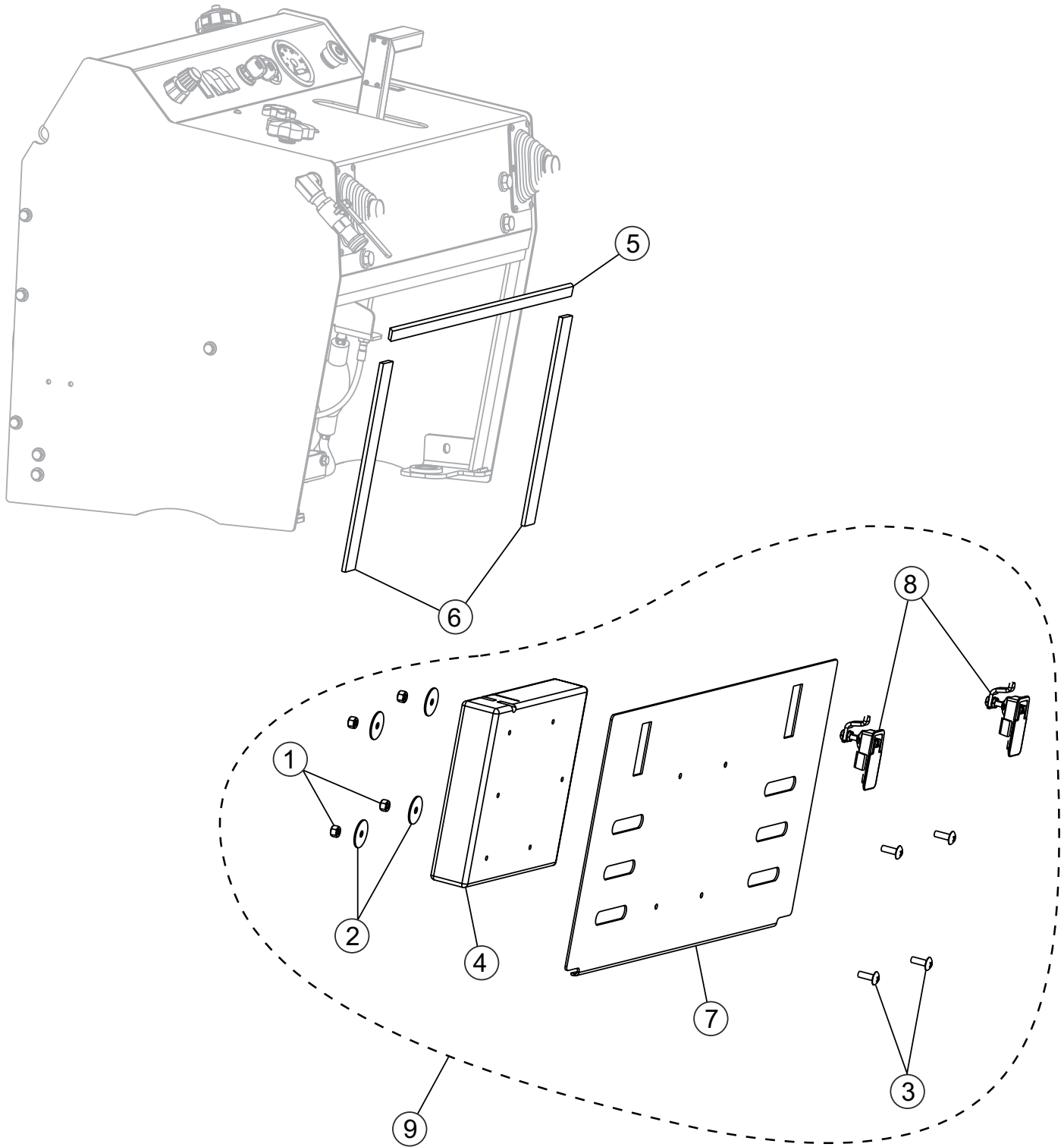


1 SEE BELT AND ENGINE GUARDS ASSY.

CONSOLE MOUNTS ASSY.

<u>NO.</u>	<u>PART NO.</u>	<u>PART NAME</u>	<u>QTY.</u>	<u>REMARKS</u>
1	20742	ISOLATOR, RB2 RING/BUSHING	4	
2	20743	WASHER, ISO SNUB KROFUND DYN 148099-18	4	
3	575001	RUBBER ISOLATOR, TPC# 60166-1	4	
4	37231-353	MOUNT, ISOLATOR FRONT	2	
5	37233-353	MOUNT, ISOLATOR SIDE	2	
6	37227-353	MOUNT, CONSOLE ISOLATOR FRONT	2	
7	12832	WASHER, SNUBBING	4	
8	06503-026	SCREW, HHC 1/2 - 13 X 3-1/4	4	
9	1665	SCREW, HHC 3/8 - 16 X 2	4	
10	37116-353	CONSOLE W/A	1	
11	933242	WASHER, FLAT SAE 3/9 GRD 9 Y	8	
12	0205	SCREW, HHC 3/8-16 X 1	8	
13	TBD	SCREW	4	
14	TBD	WASHER	4	

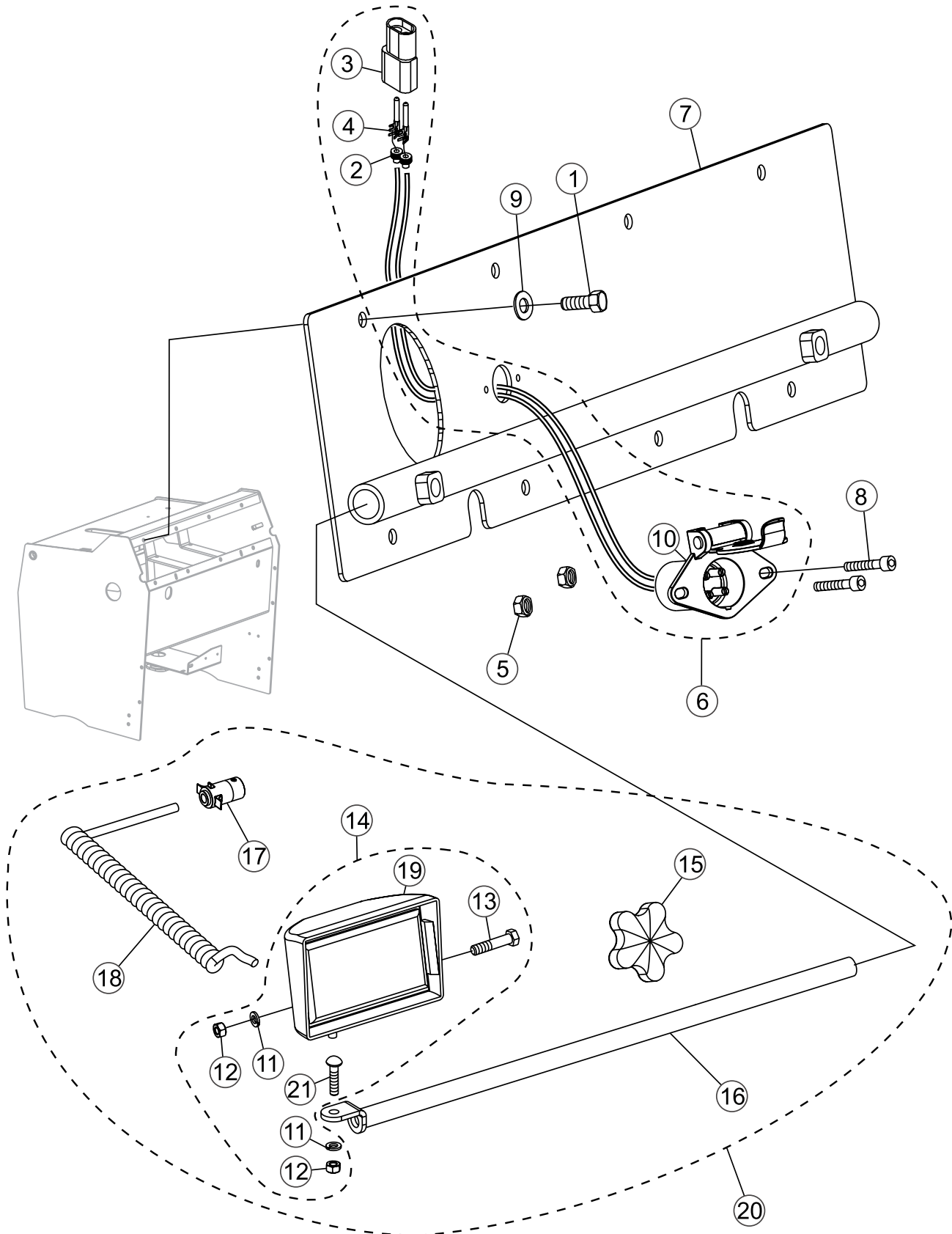
REAR CONSOLE ACCESS PANEL ASSY.



REAR CONSOLE ACCESS PANEL ASSY.

<u>NO.</u>	<u>PART NO.</u>	<u>PART NAME</u>	<u>QTY.</u>	<u>REMARKS</u>
1*	10024	NUT, NYLOC 1/4 X 20	4	
2*	10930	WASHER, FENDER 1/4 X 1-1/4	4	
3*	12287	SCREW, THP 1/4 - 20 X 3/4 SS	4	
4*	29057	DOCUMENT BOX	1	
5	37219	STRIP, BACKING PLATE SAW CONSOLE	1	
6	37220	STRIP, VERTICAL SAW CONSOLE	2	
7*	37254-353	PANEL, REAR SAW ACCESS	1	
8*	560020	LATCH, REAR SAW ACCESS PANEL	2	
9	37253	PANEL ASSEMBLY, REAR SAW ACCESS	1	INCLUDES ITEMS W/*

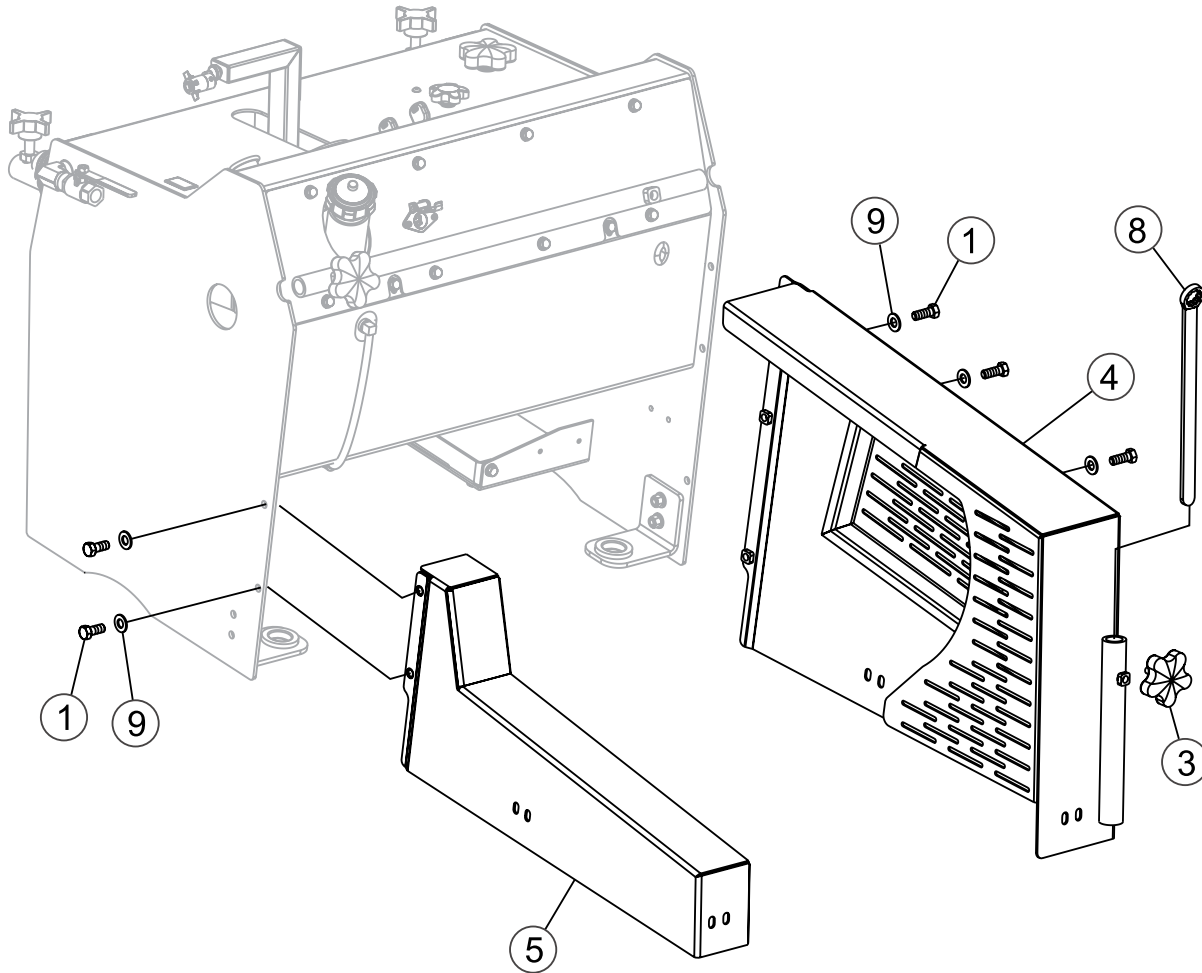
LIGHT CONNECTOR/DASH ACCESS ASSY.



LIGHT CONNECTOR/DASH ACCESS ASSY.

<u>NO.</u>	<u>PART NO.</u>	<u>PART NAME</u>	<u>QTY.</u>	<u>REMARKS</u>
1	0655	SCREW, HHC 5/16 - 18 X 3/4	8	
2*	12171	SEAL, WEATHERPACK 16-18 GA, GREEN	2	
3*	12176	CONNECTOR, WEATHERPACK 2 PIN MALE	1	
4*	12179	TERMINAL, WEATHERPACK MALE 14-16 GA	2	
5	13287	NUT, NYLOC 8-32	2	
6	25865	HARNESS, LIGHT KIT.....	1	INCLUDES ITEMS W/*
7	37234-353	COVER W/A, CONSOLE DASH ACCESS	1	
8	923114	SCREW, SHC 8-32 X 1/2	2	
9	933241	WASHER, FLAT SAE 5/16 GRD 9YZ	8	
10*	405000	CONNECTOR, 4-WAY SOCKET CHROME	1	
11+#	0161 C	WASHER, LOCK 5/16 MED	2	
12+#	0161 D	NUT, HEX 5/16 - 18	2	
13+#	0300 A	SCREW, HHC 5/16 - 18 X 2	1	
14+	2532	LIGHT ASSEMBLY.....	1	INCLUDES ITEMS W/#
15+	15503	KNOB, COMFORT GRIP STAR	1	
16+	120206	LIGHT BAR	1	
17+	405001	CONNECTOR PLUG, 4-PIN FEMALE	1	
18+	405002	CORD, LIGHT EXTENDABLE	1	
19+#	H9406	BULB, GE H9406	1	
20	M18004	LIGHT KIT, SAW	1	INCLUDES ITEMS W/+
21#	11963	BOLT, CARRIAGE 5/16 - 18 X 1	1	

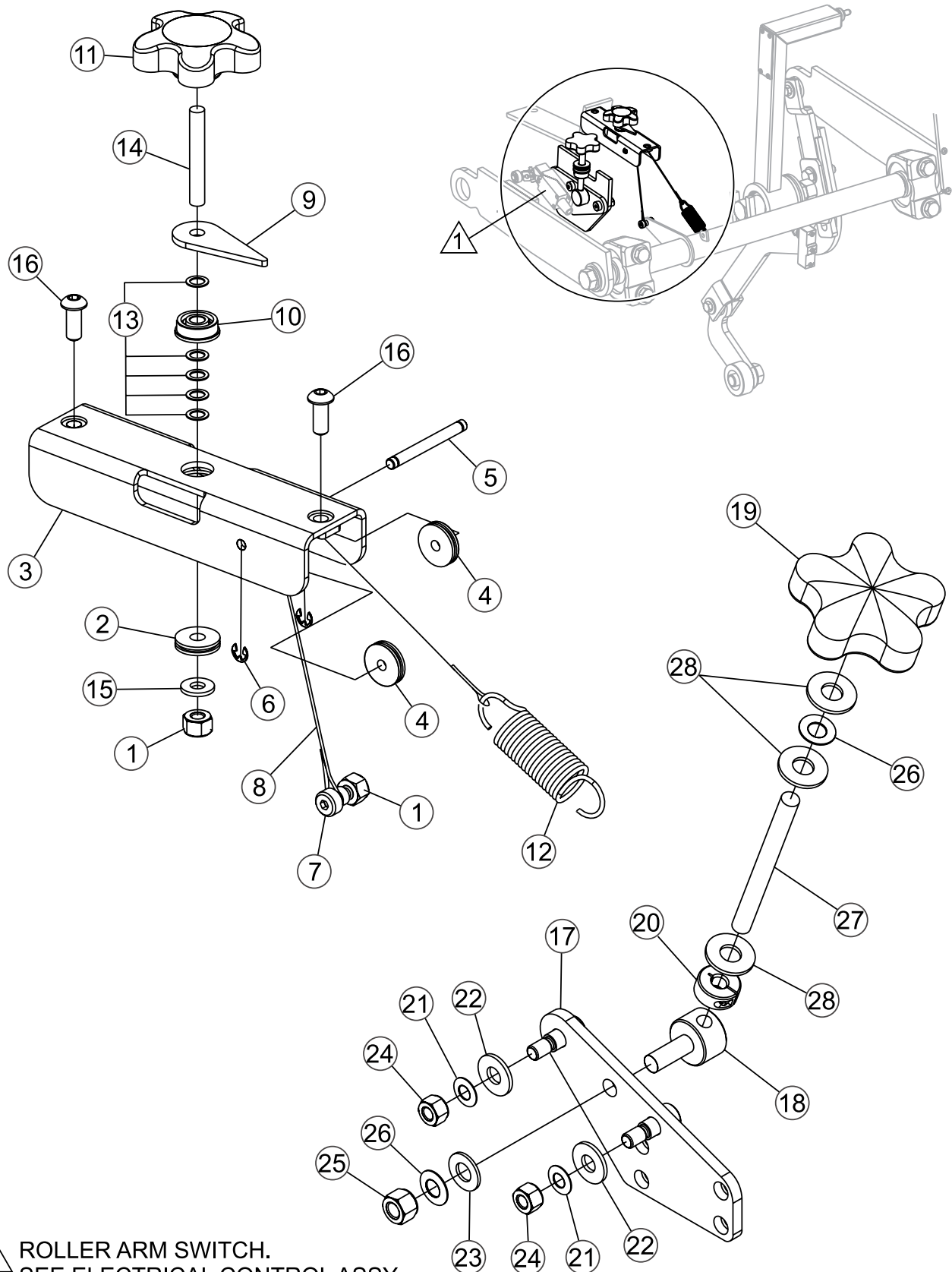
BELT AND ENGINE GUARDS ASSY.



BELT AND ENGINE GUARDS ASSY.

<u>NO.</u>	<u>PART NO.</u>	<u>PART NAME</u>	<u>QTY.</u>	<u>REMARKS</u>
1	0166	SCREW, HHC 3/8 - 16 X 7/8	5	
3	15503	KNOB, COMFORT	1	
4	37202-353	GUARD, BELT DRIVE	1	SAFETY ITEM
5	37209-353	GUARD, ENGINE	1	SAFETY ITEM
8	584011	WRENCH, 15/16 BLADE CLOSED END	1	
9	933242	WASHER, FLAT SAE 3/8 GRD 9 YZ	5	

DEPTH INDICATOR/STOP SWITCH ASSY. (OLD STYLE)



 ROLLER ARM SWITCH.
SEE ELECTRICAL CONTROL ASSY.

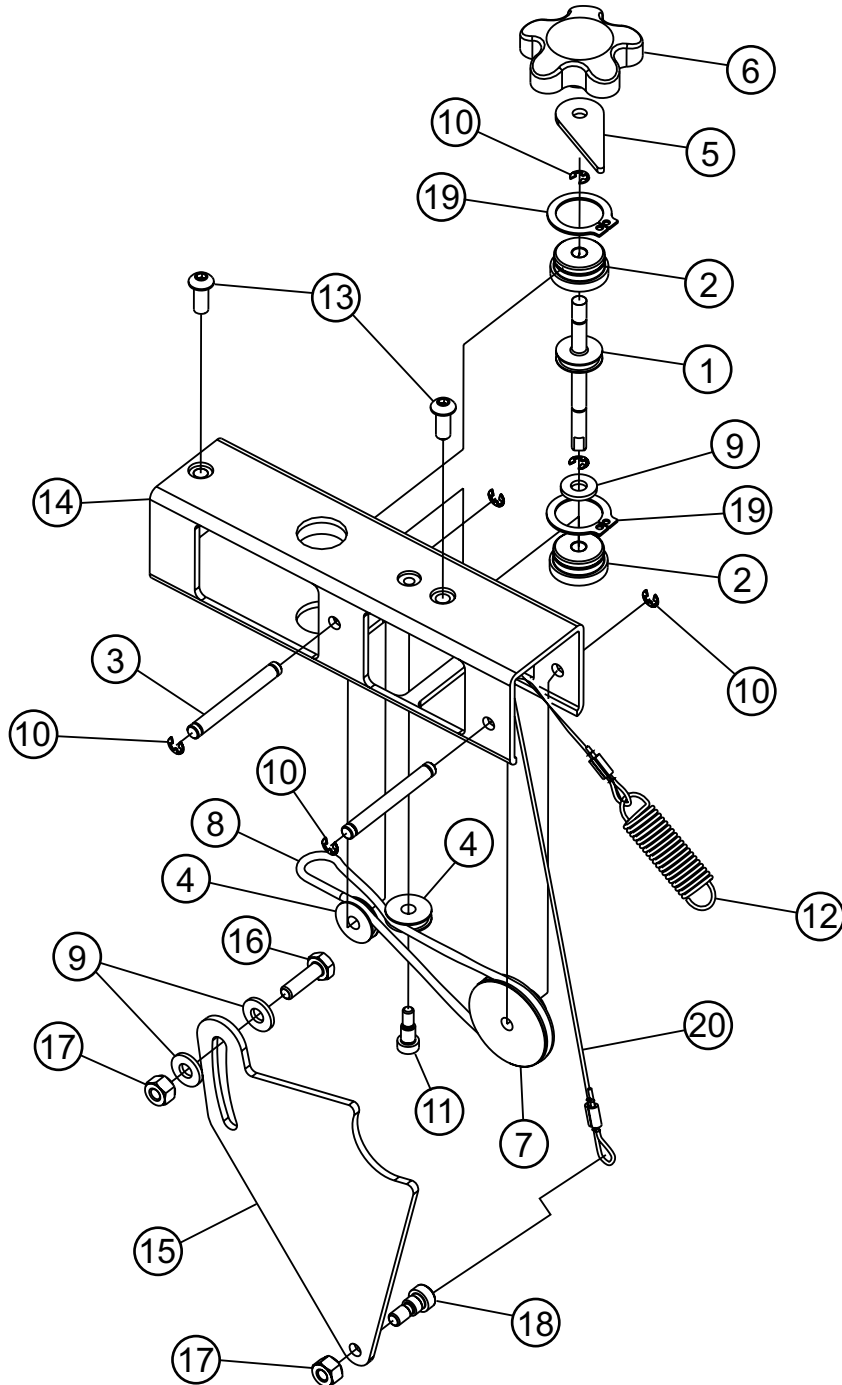
DEPTH INDICATOR/STOP SWITCH ASSY. (OLD STYLE)

<u>NO.</u>	<u>PART NO.</u>	<u>PART NAME</u>	<u>QTY.</u>	<u>REMARKS</u>
1	10024	NUT, NYLOC 1/4 - 20	2	
2	37155	PULLEY, CABLE .75 OD	1	
3	37235	BASE, SAW DEPTH INDICATOR	1	
4	37240	PULLEY, CABLE .75 OD	2	
5	37241	SHAFT, DEPTH INDICATOR	1	
6	37332	RING, 3/16 E-STYLE EXTERNAL	2	
7	37401	SCREW, SH SHLDR 1/2-20, 5/16 OD X 1/4 L	1	
8	37504	CABLE, NYLON COAT SS .049	1	
9	110031	POINTER, CONCRETE SAW DEPTH	1	
10	460019	FLANGE, BEARING 0.25 ID X 0.75 OD	1	
11	560025	KNOB, SAW DEPTH INDICATOR	1	
12	565005	SPRING, EXTENSION	1	
13	583059	SHIM, 0.375 OD X 0.25 ID X .020 THK	5	
14	584025	STUD, 1/4 - 20 X 1-3/4 NO PLT	1	
15	933240	WASHER, FLAT SAE 1/4 GRD 9 YZ	1	
16	973752	SCREW, BHSC 1/4 - 20 X 5/8 SS	2	
17	37248	MOUNT, SWITCH PIVOT PLATE	1	
18	37246	NUT, SWIVEL DEPTH STOP	1	
19	37247	KNOB, DEPTH STOP CONTROL	1	
20	37249	COLLAR, SHAFT THREADED 3/8 - 16	1	
21	37250	WASHER, BELLEVIEW .317 X .625	2	
22	19470	WASHER, FLAT 5/16 USS	2	
23	933242	WASHER, FLAT SAE 3/8 GRD 9 YZ	1	
24	5283	NUT, NYLOC 5/16 - 18	2	
25	10133	NUT, NYLOC 3/8 - 16	1	
26	37251	WASHER, BELLEVIEW .389 X .750	2	
27	37375	STUD, 3/8 - 16 X 4	1	
28	4001	WASHER, FLAT USS 3/8 PLD	3	

NOTICE

Parts on this page are no longer available. See Depth Indicator/Stop Switch Assy. (New Style).

DEPTH INDICATOR/STOP SWITCH ASSY. (NEW STYLE)

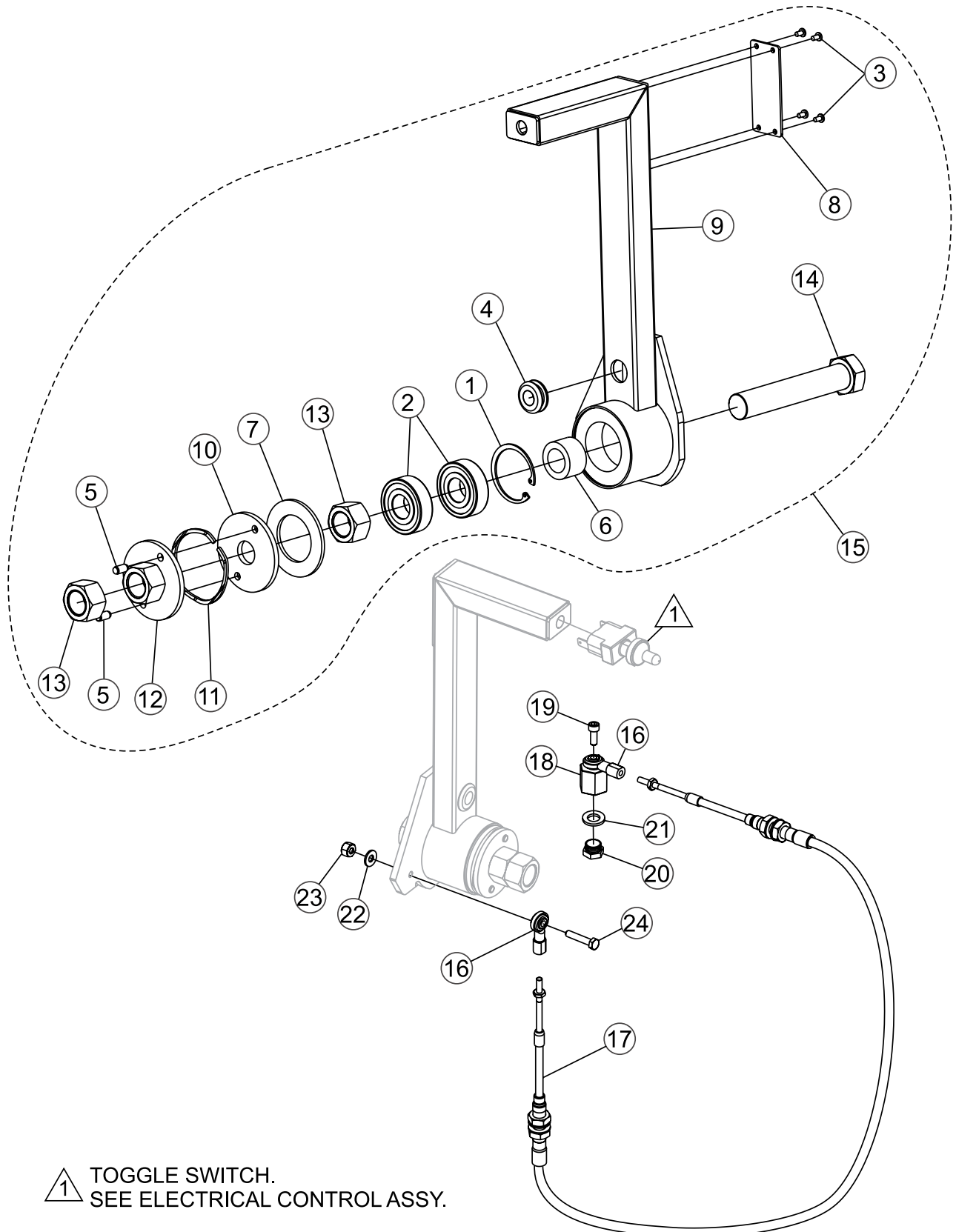


DEPTH INDICATOR/STOP SWITCH ASSY. (NEW STYLE)

<u>NO.</u>	<u>PART NO.</u>	<u>PART NAME</u>	<u>QTY.</u>	<u>REMARKS</u>
1	37544	SHAFT, DEPTH INDICATOR	1	
2	37545	BUSHING, FLANGED	2	
3	37547	SHAFT, IDLER PULLEY	2	
4	37548	PULLEY, IDLER	2	
5	110031	POINTER, CONCRETE SAW DEPTH	1	
6	560025	KNOB, SAW DEPTH INDICATOR	1	
7	37549	PULLEY, DUAL GROOVE	1	
8	37550	BELT, INDICATOR DRIVE	1	
9	0948	WASHER, FLAT SAE 1/4	3	
10	37332	RING, 3/16 E-STYLE EXTERNAL	6	
11	926149	SCREW, SHDLR 1/4D X 5/16L, 10-24 SCKT HD	1	
12	37162	SPRING, EXTENSION	1	
13	973752	SCREW, BHSC 1/4 - 20 X 5/8 SS	2	
14	37551	HOUSING, DEPTH INDICATOR	1	
15	37557	BRACKET, CABLE INDICATOR	1	
16	2295	SCREW, HHC 1/4 - 20 X 7/8	1	
17	10024	NUT, NYLOC 1/4 - 20	2	
18	37401	SCREW, SH SHLDR 1/2-20, 5/16 OD X 1/4 L	1	
19	37679	RING, SNAP SH 87	2	
20	37678	CABLE ASSY., DEPTH INDICATOR	1	

NOTICE

Parts on this page replace those listed on Depth Indicator/Stop Switch Assy. (Old Style)

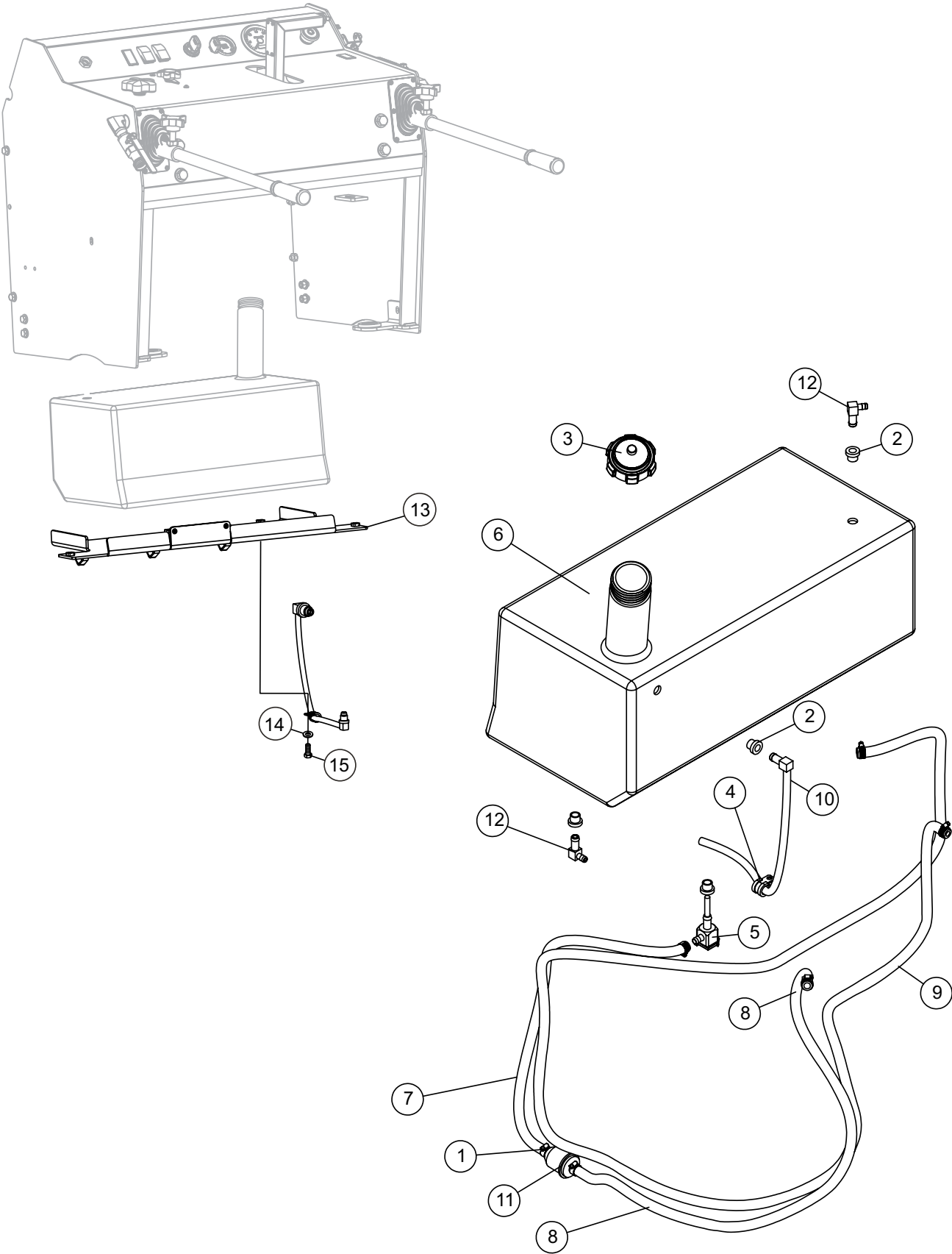


 TOGGLE SWITCH.
SEE ELECTRICAL CONTROL ASSY.

F-N-R ASSY.

<u>NO.</u>	<u>PART NO.</u>	<u>PART NAME</u>	<u>QTY.</u>	<u>REMARKS</u>
1*	576003	SNAP RING - HO-185	1	
2*	460021	BEARING, ROLLER # 6204 2RS	2	
3*	20842	SCREW, PAN HD 6-32 X 1/4	4	
4*	579072	GROMMET, 1/2" ID	1	
5*	926917	PIN, DOWEL 1/4 X 1/2	2	
6*	37015	SPACER, FNR PIVOT	1	
7*	37014	DISC, FNR FRICTION BRAKE	1	
8*	37013	PLATE, FNR ACCESS COVER	1	
9*	37022	WELDMENT, FNR HANDLE	1	
10*	37016	PLATE, FNR BRAKE	1	
11*	37091	SPRING, SMALLEY WAVO RW-0250	1	
12*	37024	WELDMENT, FNR SPRING PLATE	1	
13*	37025	NUT, HEX FINISH M20-2.5	2	
14*	37026	SCREW, HHC M20 X 2.5 X 120	1	
15	37021	FNR ASSEMBLY	1	INCLUDES ITEMS W/*
16	2153	ROD END	2	
17	37136	CABLE, PUSH PULL 56"	1	
18	37299	STANDOFF, PUMP CONTROL	1	
19	07469-004	SCREW, SHC 10-32 X 1/2	1	
20	4683	SCREW, HHC 5/16 - 18 X 5/8	1	
21	933241	WASHER, FLAT SAE 5/16 GRD 9YZ	1	
22	2203	WASHER, FLAT #10	1	
23	10019	NUT, NYLOC 10-32	1	
24	3513	SCREW, HHC 10 - 32 X 1	1	

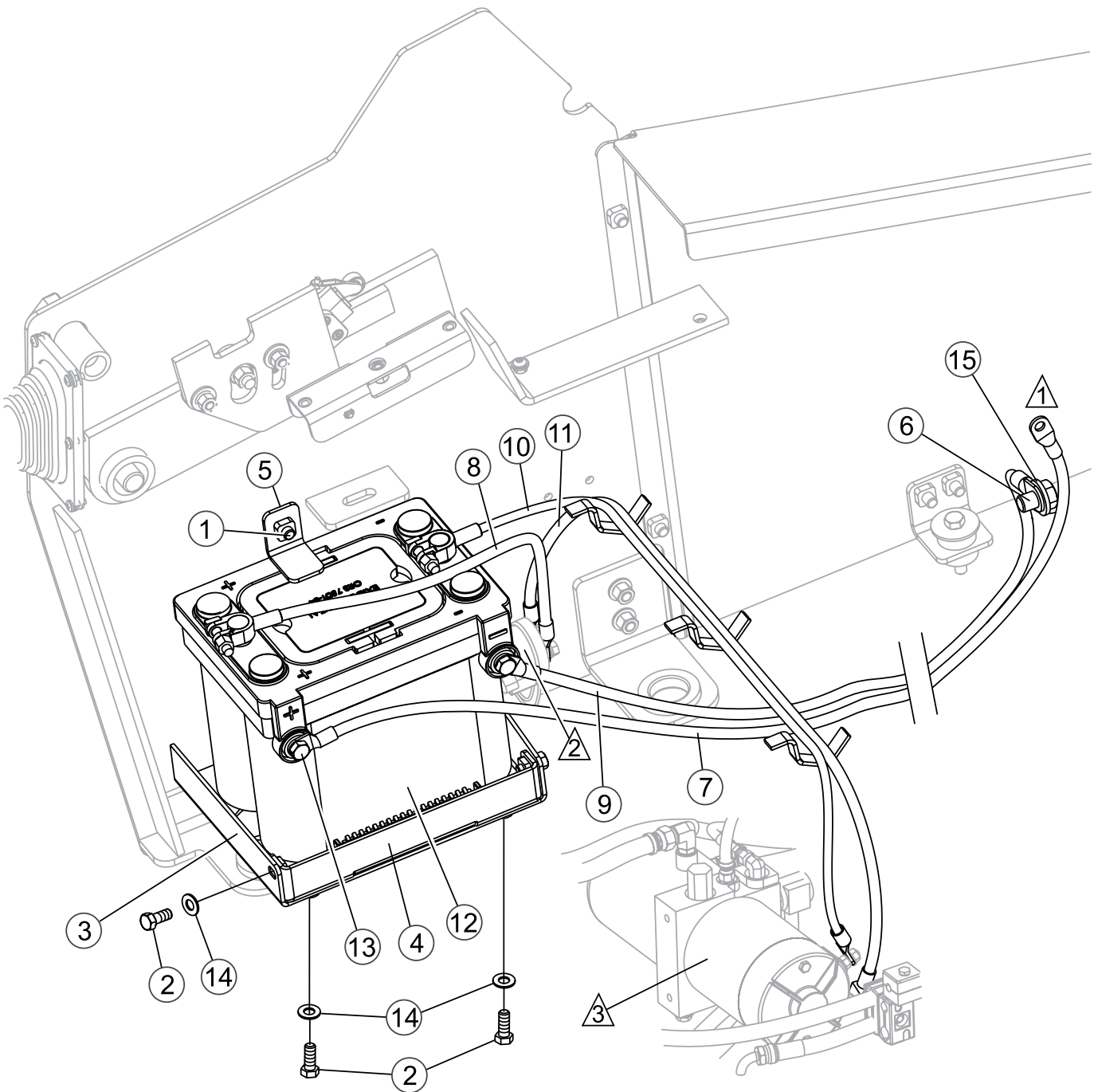
FUEL ASSY.



FUEL ASSY.

<u>NO.</u>	<u>PART NO.</u>	<u>PART NAME</u>	<u>QTY.</u>	<u>REMARKS</u>
1	19473	CLAMP, HOSE WORM # 2	6	
2	19633	BUSHING, RUBBER FUEL DAPCO 10672	4	
3	29509	CAP, FUEL TANK 2.25 DIA, ONE WAY VALVE	1	
4	35022	CLAMP, LOOP CUSHIONED #8	1	
5	37128	BALL VALVE, 90 W/SCREEN #6,DAPCO 12862	1	
6	37191	FUEL TANK	1	
7	37498	FUEL LINE 30R7 5/16 X 12	12"	
8	37500	FUEL LINE 30R7 5/16 X 40.00	40"	
9	37501	FUEL LINE 30R7 1/4" X 64"	64"	
10	37502	TUBING, VINYL 1/4 CLEAR	1	
11	37809	FILTER, DEUTZ 1178753, IN-LINE	1	
12	368006	FITTING, FUEL 90 DEG. #4 X #6 BARB	3	
13	37195-353	MOUNT, FUEL TANK	1	
14	933242	WASHER, FLAT SAE 3/8 GRD 9 YZ	5	
15	0205	SCREW, HHC 3/8 - 16 X 1.0	5	

BATTERY ASSY.



① TO ENGINE STARTER MOTOR

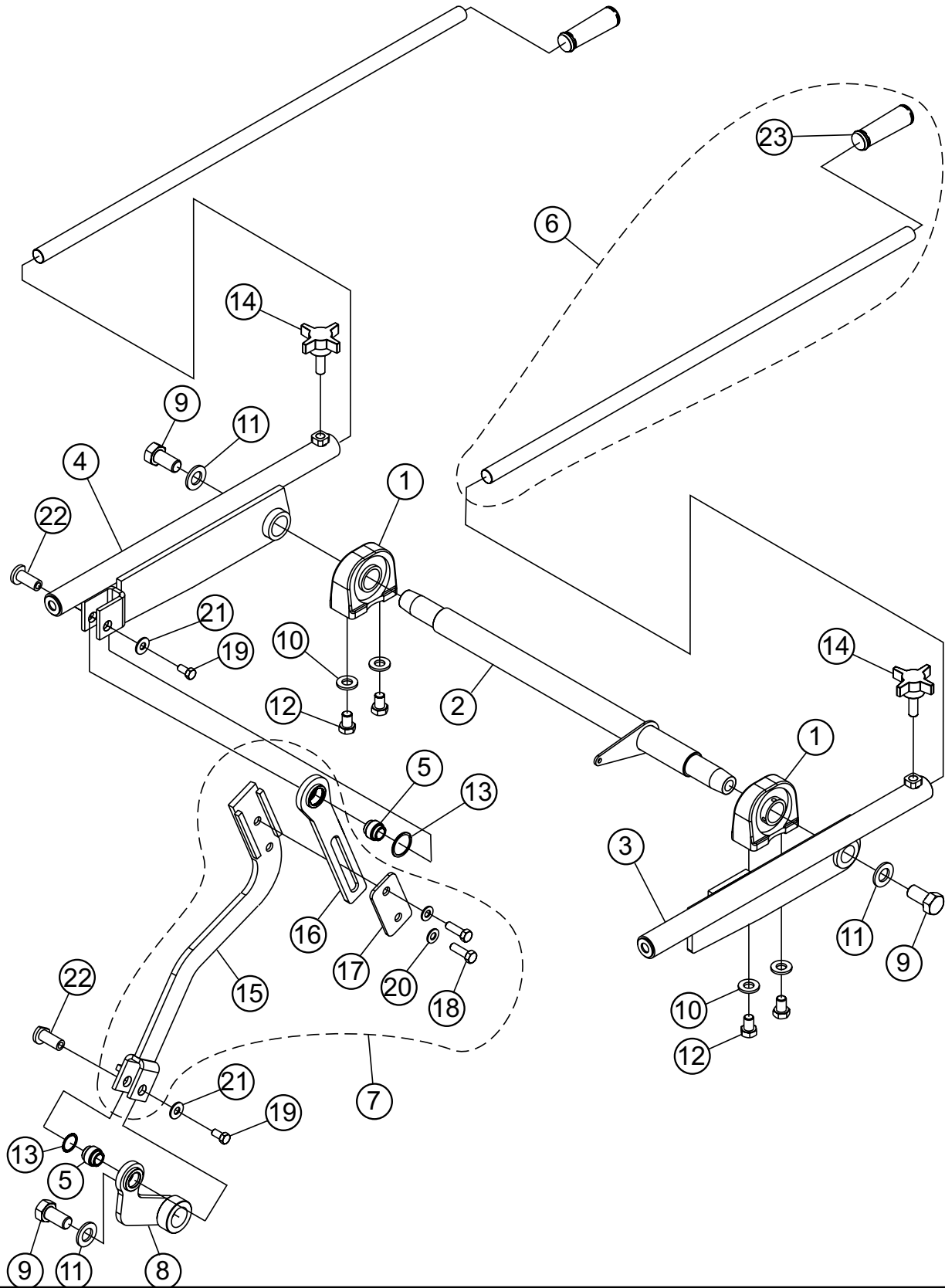
② LIFT PUMP SOLENOID (RELAY).
SEE ELECTRICAL CONTROL ASSY.

③ LIFT PUMP.
SEE HYDRAULIC SYSTEM ASSY.

BATTERY ASSY.

<u>NO.</u>	<u>PART NO.</u>	<u>PART NAME</u>	<u>QTY.</u>	<u>REMARKS</u>
1	0166	SCREW, HHC 3/8 - 16 X 7/8	1	
2	0655	SCREW, HHC 5/16 - 18 X 3/4	4	
3	37088	BOX, BATTERY	1	
4	37098	RETAINER, BATTERY HOLD-DOWN	1	
5	37258-353	CLIP, BATTERY RETAINER	1	
6	37284	SCREW, HHC M14 - 2.0 X 20MM GRD 8.8 PLTD	1	
7	37326	CABLE, POSITIVE BATTERY STARTER	1	
8	37327	CABLE, POSITIVE BATT. SOLENOID LIFT PUMP	1	
9	37328	CABLE, NEGATIVE BATTERY ENGINE	1	
10	37329	CABLE, NEGATIVE BATTERY LIFT PUMP	1	
11	37355	CABLE, POSITIVE BATT. SOLENOID LIFT PUMP	1	
12	404006	BATTERY, EXIDE ORB75DT-84	1	
13	915101	SCREW, HHC 3/8 - 16 X 1/2 GRD 8	2	
14	933241	WASHER, FLAT SAE 5/16 GRD 9 YZ	4	
15	933245	WASHER, FLAT SAE 9/16 GRD 9 YZ	1	

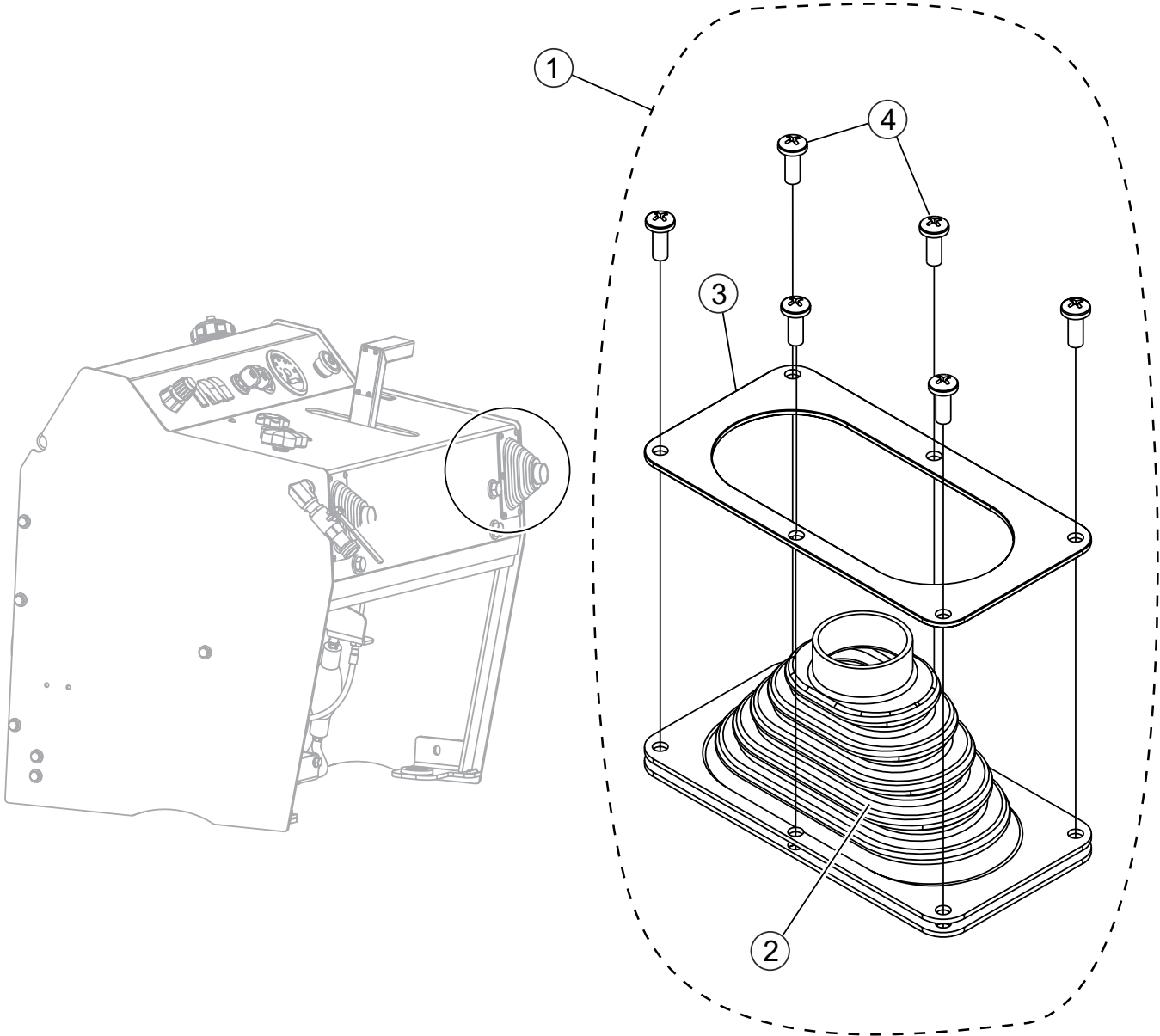
STAY-LEVEL HANDLEBARS ASSY.



STAY-LEVEL HANDLEBARS ASSY.

<u>NO.</u>	<u>PART NO.</u>	<u>PART NAME</u>	<u>QTY.</u>	<u>REMARKS</u>
1	37085	BEARING, 1.25" TAP BASE	1	
2	37239	SHAFT, CROSSDRIVE SLH	1	
3	37119	RECEIVER, SLH HANDLEBAR LH	1	
4	37120	RECEIVER, SLH HANDLEBAR RH	1	
5	37125	BEARING, PLAIN 1.0625 ULTRASERT UC200	2	
6	560023	HANDLEBAR ASSY., CONCRETE SAW	2	INCLUDES ITEMS W/*
7	37174	LINK ASSY., SLH CONTROL COUPLER	1	INCLUDES ITEMS W/#
8	37139	SLH CONTROL LEVER	1	
9	16523	SCREW, HHC 3/4 - 10 X 1-1/2 GD 8	3	
10	933245	WASHER, FLAT SAE 9/16 GRD 9 YZ	4	
11	933247	WASHER, FLAT SAE 3/4 GRD 9 YZ	3	
12	37284	SCREW, HHC M14-2.0 X 20MM GRD 8.8 PLTD	4	
13	37312	RING, RETAINING WHM-106	2	
14	19977	KNOB, CLAMP 1/2 - 13 THREAD	2	
15#	37123	LINK, SLH CONTROL COUPLER LOWER	1	
16#	37173	LINK, SLH CONTROL COUPLER UPPER	1	
17#	37297	PLATE, SLH CLAMP	1	
18#	16526	SCREW, HHC 1/2 - 13 X 1-3/4 GRD 8	2	
19	4196	SCREW, HHC 3/8 - 16 X .75	2	
20#	933244	WASHER, FLAT SAE 1/2 GRD 9 YZ	2	
21	4001	WASHER, FLAT USS 3/8 PLD	2	
22	37133	PIN, SLH COUPLER PIVOT	2	
23*	560017	GRIP, HANDLEBAR	2	

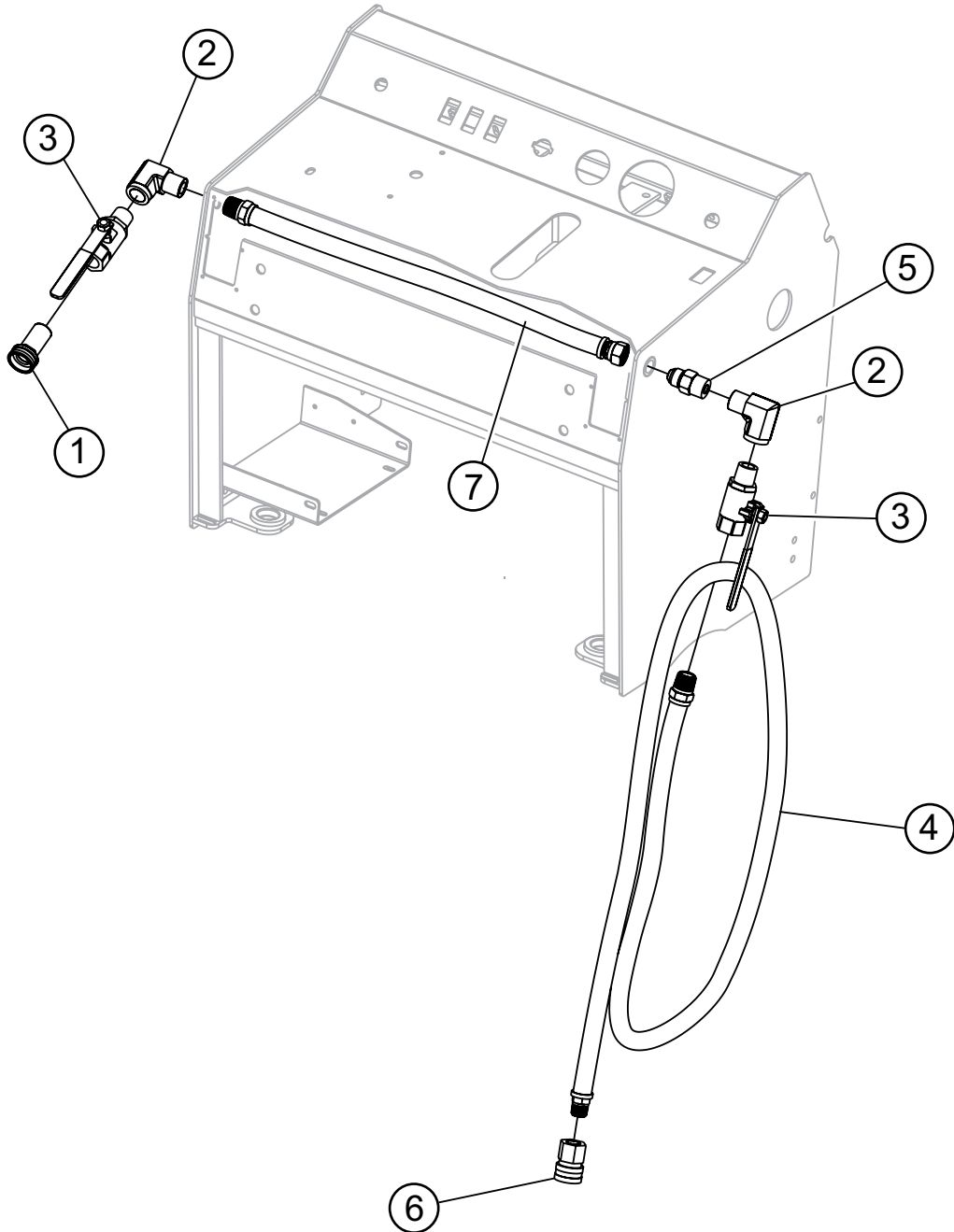
HANDLEBAR BOOT ASSY.



HANDLEBAR BOOT ASSY.

<u>NO.</u>	<u>PART NO.</u>	<u>PART NAME</u>	<u>QTY.</u>	<u>REMARKS</u>
1	37117	BOOT ASSY., HANDLEBAR	1	INCLUDES ITEMS W/*
2*	37105	BOOT, SLH HANDLEBAR	1	
3*	37061	PLATE, RETAINER	1	
4*	5065 B	SCREW, PHP 10 - 32 X 1/2	6	

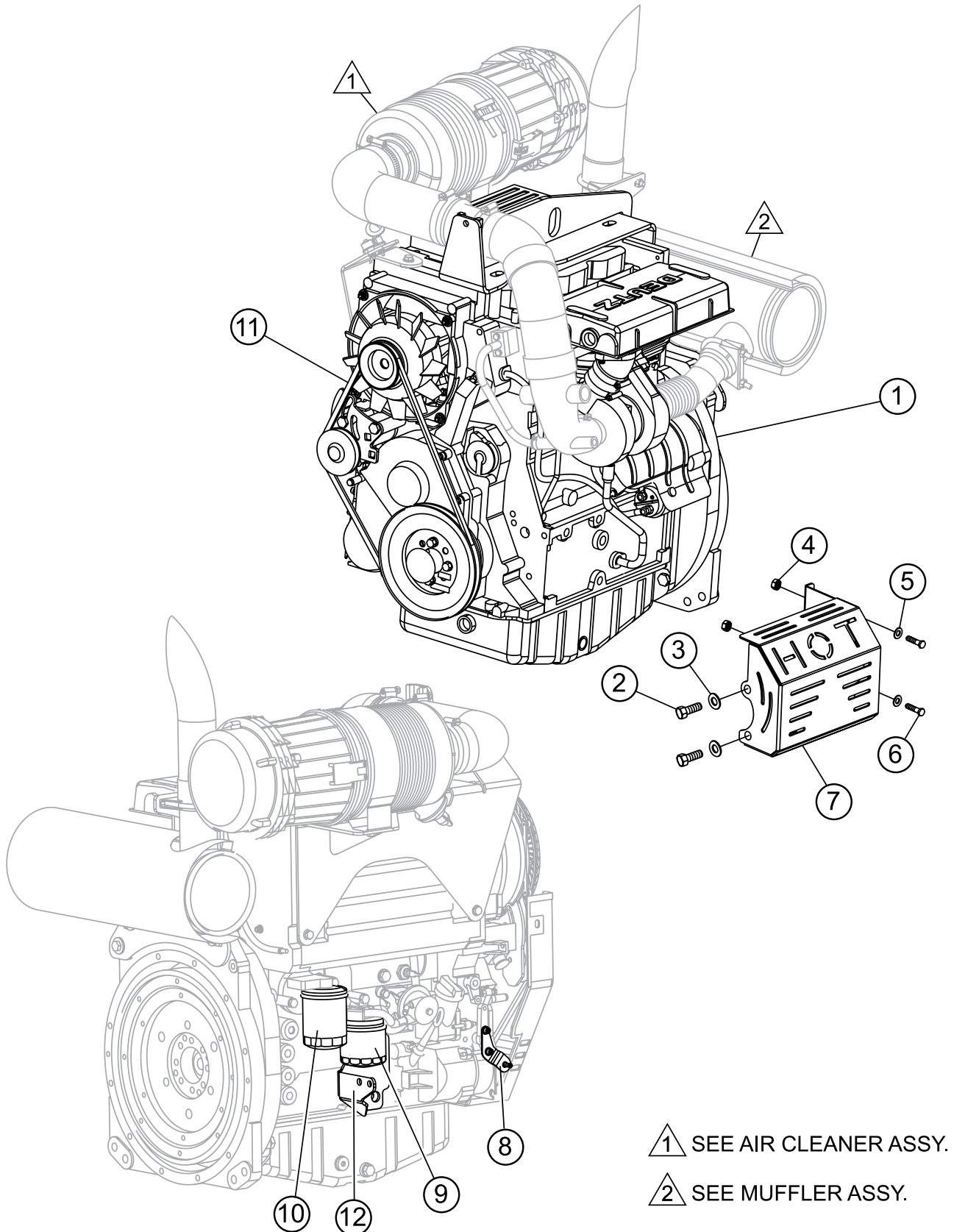
WATER SYSTEM ASSY.



WATER SYSTEM ASSY.

<u>NO.</u>	<u>PART NO.</u>	<u>PART NAME</u>	<u>QTY.</u>	<u>REMARKS</u>
1	38313	FITTING, BRASS (F) 3/4 GHT SWIVEL 3/8 MNPT	1	
2	37813	FITTING, 90 1/2MP - 3/8FP	2	
3	37311	BALL VALVE, BRASS 3/8 MNPT X FNPT	2	
4	37533	HOSE ASSEMBLY, WATER SYSTEM 76.5"	1	
5	37397	FITTING, 8MJ X 1/2 MP	1	
6	37532	FITTING, QC FEMALE	1	
7	37296	HOSE ASSEMBLY, CROSSOVER	1	

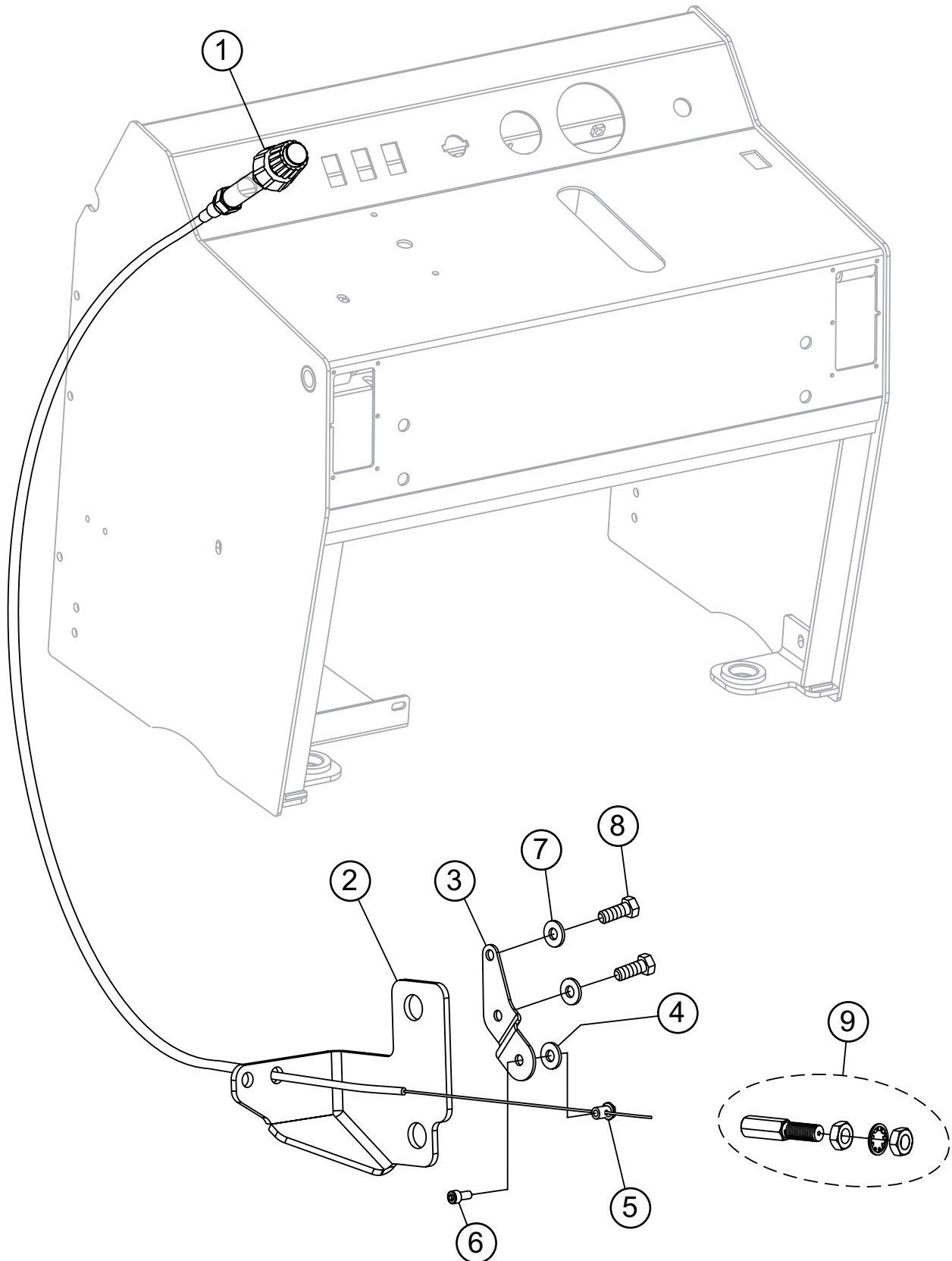
ENGINE ASSY.



ENGINE ASSY.

<u>NO.</u>	<u>PART NO.</u>	<u>PART NAME</u>	<u>QTY.</u>	<u>REMARKS</u>
1	35396	ENGINE, DEUTZ 60HP BF3L2011 TRBO DSL	1	
2	2299	SCREW, HHC M8 - 1.25 X 16MM	2	
3	933241	WASHER, FLAT SAE 5/16 GRD 9 YZ	2	
4	10024	NUT, NYLOC 1/4 X 20	2	
5	933240	WASHER, FLAT SAE 1/4 GR 9 YZ	2	
6	915004	SCREW, HHC 1/4 - 20 X 7/8	2	
7	37473	HEAT SHIELD	1	SAFETY ITEM
8	37255	THROTTLE LEVER	1	
9	1174696	FILTER, FUEL DEUTZ	1	REPLACES 304010
10	1174416	FILTER, OIL DEUTZ	1	REPLACES 306012
11	21004-003	V-BELT, AX-35	1	
12	37256	BRACKET, THROTTLE/FNR CABLE	1	

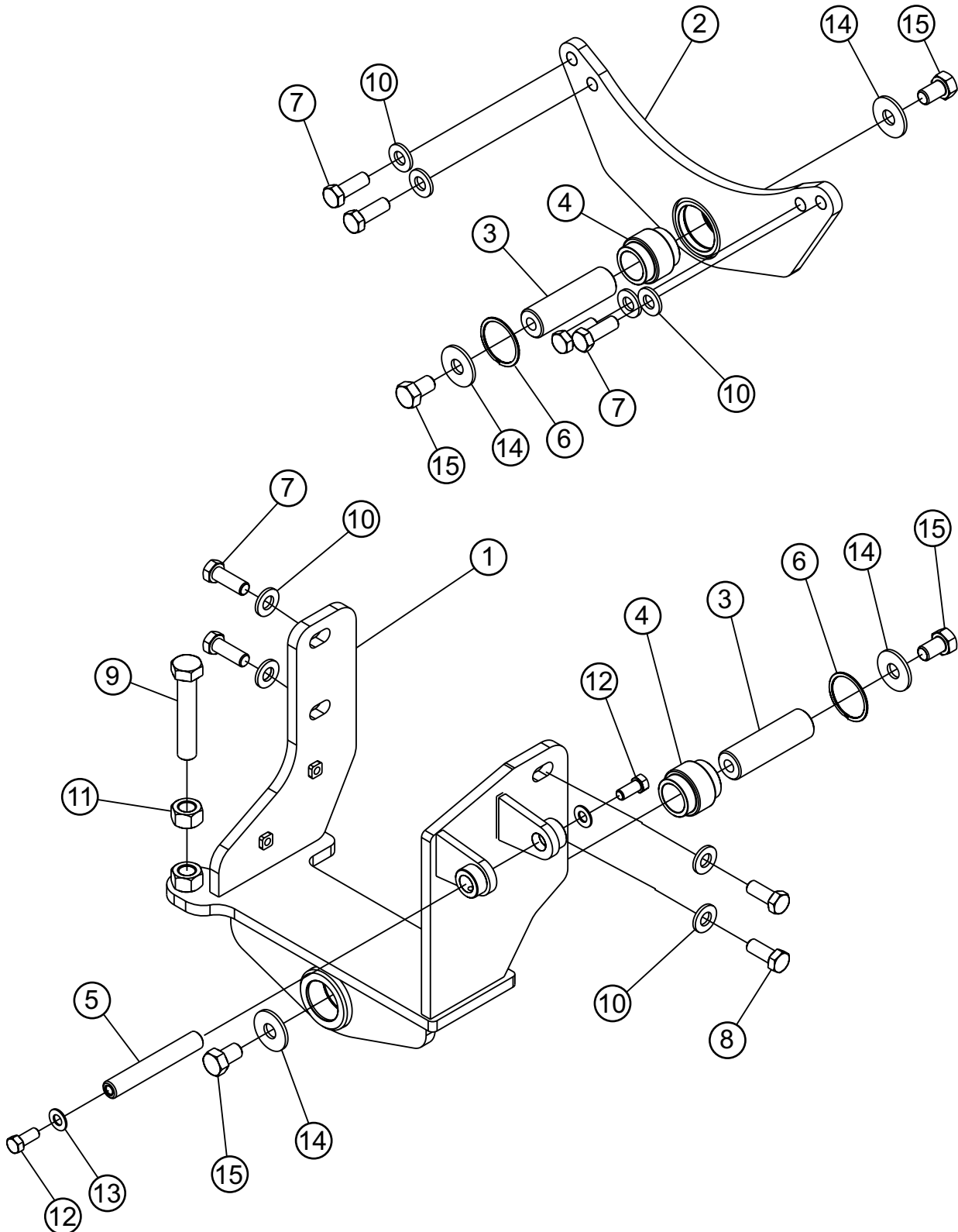
THROTTLE CONTROL ASSY.



THROTTLE CONTROL ASSY.

<u>NO.</u>	<u>PART NO.</u>	<u>PART NAME</u>	<u>QTY.</u>	<u>REMARKS</u>
1	37212	THROTTLE	1	
2	37256	BRACKET, THROTTLE/FNR CABLE	1	
3	37255	LEVER, THROTTLE	1	
4	933240	WASHER, FLAT SAE 1/4 GRD 9 YZ	1	
5	25624	SWIVEL, CABLE END W/ WASHER	1	
6	923113	SCREW, SHC 8 - 32 X 3/8 GRD 8	1	
7	23942-097	WASHER, M6	2	
8	12464	SCREW, HHC M6 - 1.0 X 16MM	2	
9	25634	BULK HEAD ADAPTOR	1	

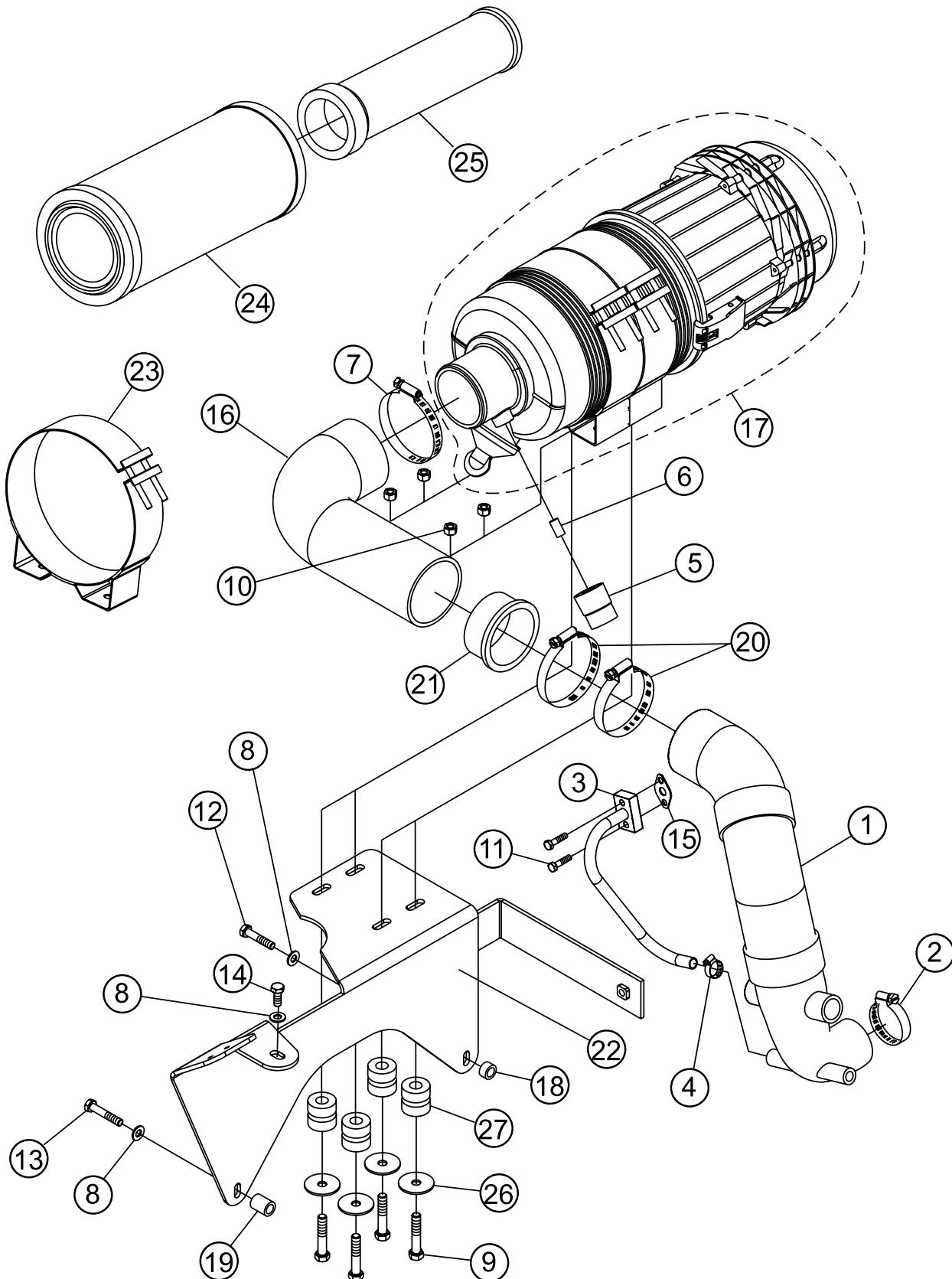
ENGINE MOUNTS ASSY.



ENGINE MOUNTS ASSY.

<u>NO.</u>	<u>PART NO.</u>	<u>PART NAME</u>	<u>QTY.</u>	<u>REMARKS</u>
1	37491	MOUNT, RH ENGINE	1	
2	37100	MOUNT, LH ENGINE	1	
3	37099	PIN, ENGINE PIVOT	2	
4	37031	BUSHING, SPHERICAL-ULTRASERT UC200	2	
5	37147	PIN, UPPER ENGINE PIVOT	1	
6	37313	RING, SPIRAL RETAINING WHM-200	2	
7	37310	SCREW, HHC M14-2.0 X 40MM GRD 10.9 NP	6	
8	37146	SCREW, HHC M14-2.0 X 35MM GRD 10.9 NP	2	
9	913838	SCREW, HHC 3/4 - 10 X 4 GRD5 ZINC	1	
10	933245	WASHER, FLAT SAE 9/16 GRD 9 YZ	8	
11	4389	NUT, HEX 3/4 - 10	1	
12	16530	SCREW, HHC 7/16 - 14 X 1	2	
13	933243	WASHER, FLAT SAE 7/16 GRD 9 YZ	2	
14	37037	WASHER, ENGINE PIVOT PIN	4	
15	21376	SCREW, HHC 5/8 - 11 X 1-1/2	4	

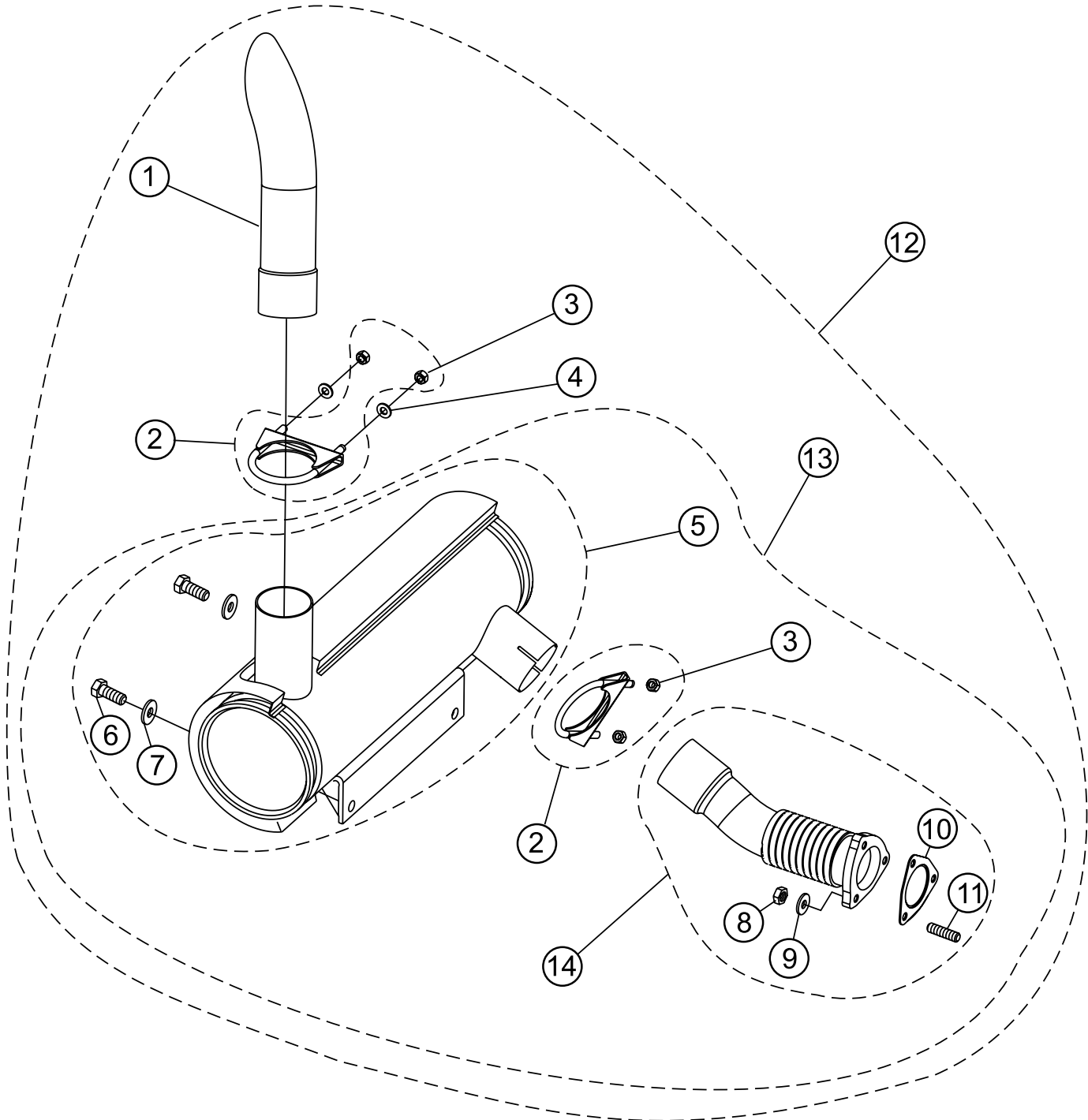
AIR CLEANER ASSY.



AIR CLEANER ASSY.

<u>NO.</u>	<u>PART NO.</u>	<u>PART NAME</u>	<u>QTY.</u>	<u>REMARKS</u>
1	37151	HOSE ASSY, AIR INTAKE	1	
2	10434	CLAMP, HOSE WORM # 32 1-9/16 TO 2"	1	
3	35309	TUBE, AIR INTAKE BREATHER	1	
4	15538	CLAMP, HOSE WORM # 6	1	
5	406018	INDICATOR, ELECTRICAL SERVICE	1	
6	65516	FITTING, NIPPLE 1/8" MP	1	
7	29218	CLAMP, HOSE WORM # 48	2	
8	933241	WASHER, FLAT SAE 5/16 GRD 9 YZ	3	
9	1665	SCREW, HHC 3/8 - 16 X 2	4	
10	10133	NUT, NYLOC 3/8 - 16	4	
11	M940653	SCREW, HHC M6 - 1.0 X 25MM GRD 10.9	2	
12	1928	SCREW, HHC M8 - 1.25 X 40MM	1	
13	9182	SCREW, HHC M8 - 1.25 X 45MM	1	
14	2866	SCREW, HHC M8 - 1.25 X 20MM	1	
15	35399	GASKET, AIR INTAKE TUBE	1	
16	37153	HOSE, 3.00 ID MOLDED 90 DEGREE	1	
17	37199	AIR CLEANER ASSEMBLY 3 INCH #7VLR	1	
18	37307	SPACER, AIR CLEANER MOUNT .375L	1	
19	37309	SPACER, AIR CLEANER MOUNT .875L	1	
20	962019	CLAMP, HOSE WORM # 44	2	
21	37317	BUSHING, AIR INTAKE 2.75 X 3.00	1	
22	37112	MOUNT, AIR FILTER	1	
23	37761	BRACKET, AIR INTAKE BODY	2	
24	P772579	PRIMARY FILTER, DEUTZ BF3L2013	1	
25	P775300	SAFETY FILTER, DEUTZ BF3L2014	1	
26	12832	WASHER, SNUBBING	4	
27	575001	RUBBER ISOLATOR, TPC #60166-1	4	

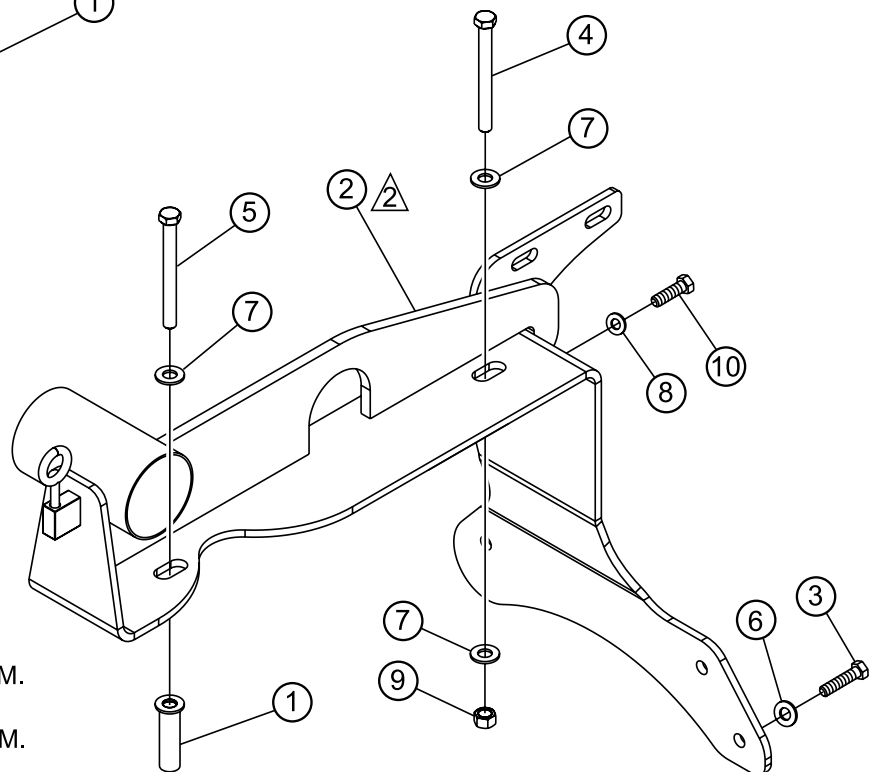
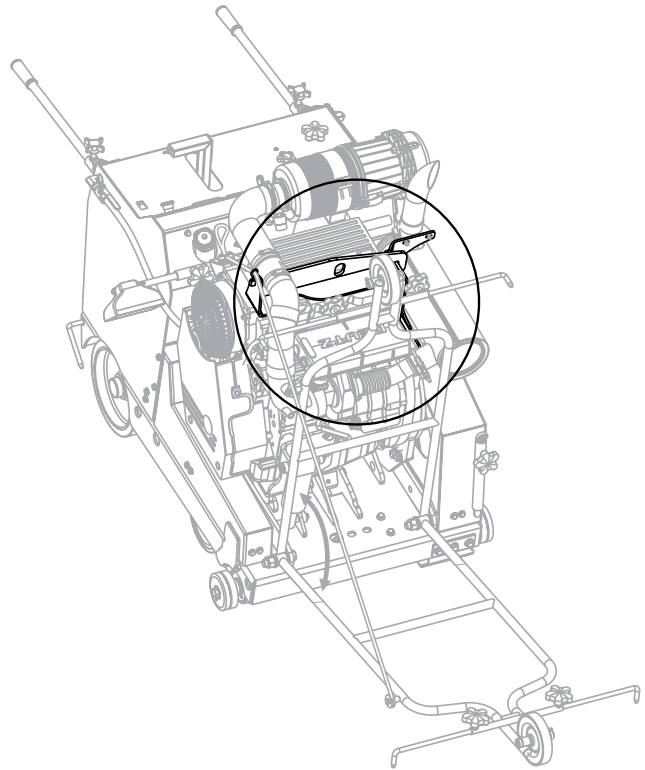
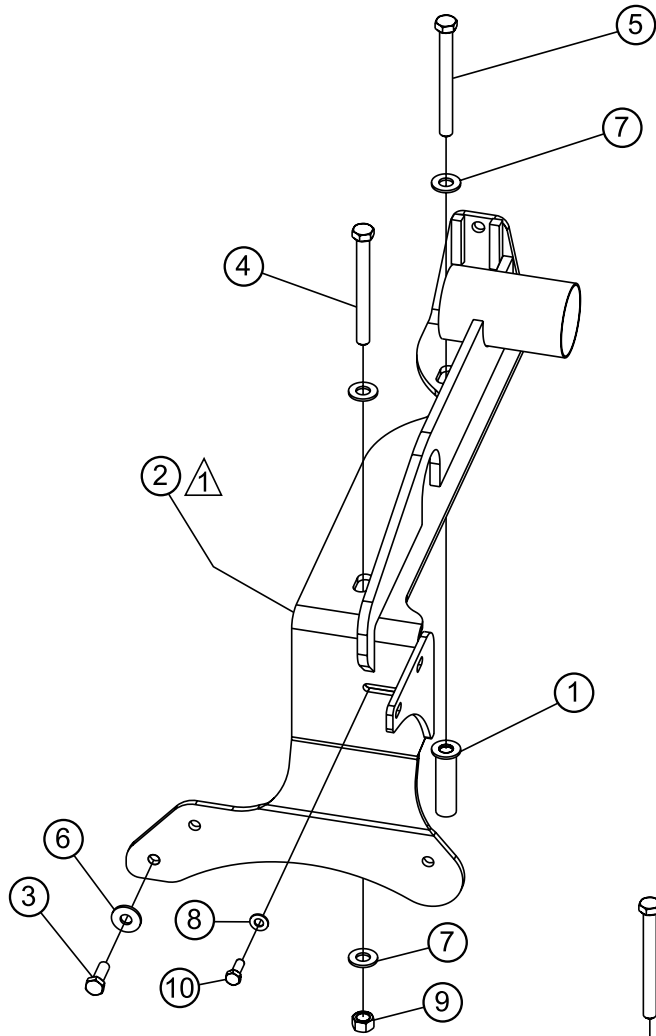
MUFFLER ASSY.



MUFFLER ASSY.

<u>NO.</u>	<u>PART NO.</u>	<u>PART NAME</u>	<u>QTY.</u>	<u>REMARKS</u>
1*	285003	EXHAUST, 12" EXTENSION	1	
2*#	570005	CLAMP, MUFFLER 2-1/2" 5/16 U-BOLT	2	
3*#	8131	NUT, FINISH L.H. 5/16 - 24	4	
4*#	933241	WASHER, FLAT SAE 5/16 GRD 9 YZ	4	
5*#	280005	MUFFLER	1	INCLUDES ITEMS W/%
6*#%	940693	SCREW, HHC M10 - 1.5 X 25MM GRD 10.9 NP	2	
7*#%	940358	WASHER, M10 X 21MM ZINC	2	
8*#\$	25592	NUT, M8 - 1.25"	3	
9*#\$	25591	WASHER, M8	3	
10*#\$	25642	GASKET, TURBO INLET DEUTZ	1	
11*#\$	25593	STUD, M8 - 1.25 X 30MM	3	
12	37143	MUFFLER ASSEMBLY COMPLETE.....	1	INCLUDES ITEMS W/*
13*	280002	MUFFLER AND FLEX KIT ASSEMBLY	1	INCLUDES ITEMS W/#
14*#	280004	FLEX KIT ASSEMBLY.....	1	INCLUDES ITEMS W/\$

LIFT BAIL ASSY.



△ TYPE 1 ROPE GUIDE SYSTEM.

△ TYPE 2 ROPE GUIDE SYSTEM.

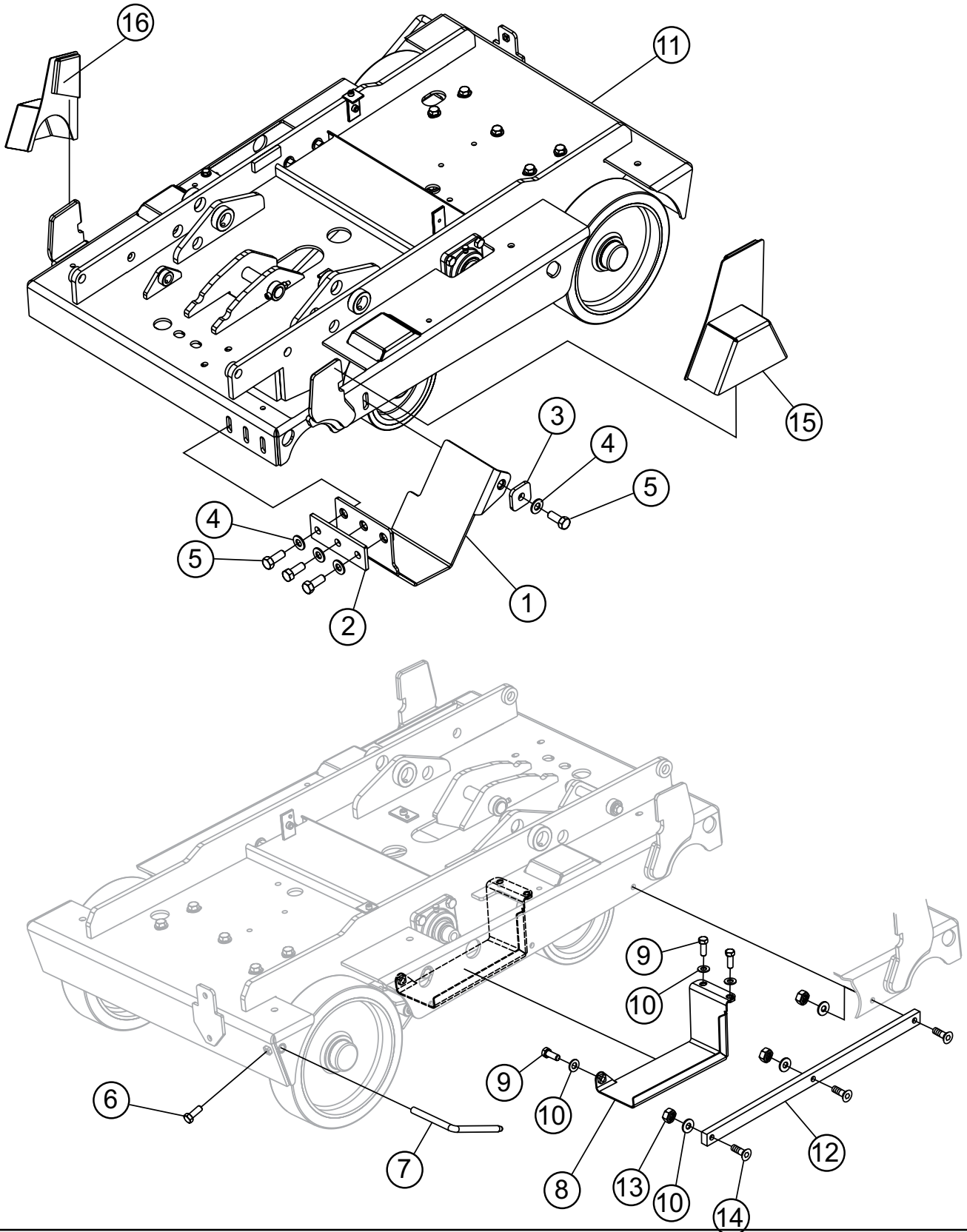
LIFT BAIL ASSY.

<u>NO.</u>	<u>PART NO.</u>	<u>PART NAME</u>	<u>QTY.</u>	<u>REMARKS</u>
1	37114	SPACER, DEUTZ ENGINE LIFTING BRACKET	1	
2	37115	BRACKET, DEUTZ ENGINE LIFTING	1	SEE NOTE BELOW
3	940694	SCREW, HHC M10 - 1.5 X 30MM FT 10.9 NP	1	
4	37314	SCREW, HHC M12 - 1.75 X 120MM TAP BOLT	1	
5	37315	SCREW, HHC M12 - 1.75 X 120MM 10.9 NP	1	
6	940358	WASHER, M10 X 21MM ZINC	1	
7	933244	WASHER, FLAT SAE 1/2 GRD 9 YZ	3	
8	933241	WASHER, FLAT SAE 5/16 GRD 9 YZ	1	
9	16083	NUT, HEX M12 - 1.75 NO PLATE	1	
10	06500-007	SCREW, HHC 5/16 - 18 X 7/8	1	

NOTICE

Type 2 Rope Guide System supercedes Type 1 Rope Guide System. See Front Pointer Assy.

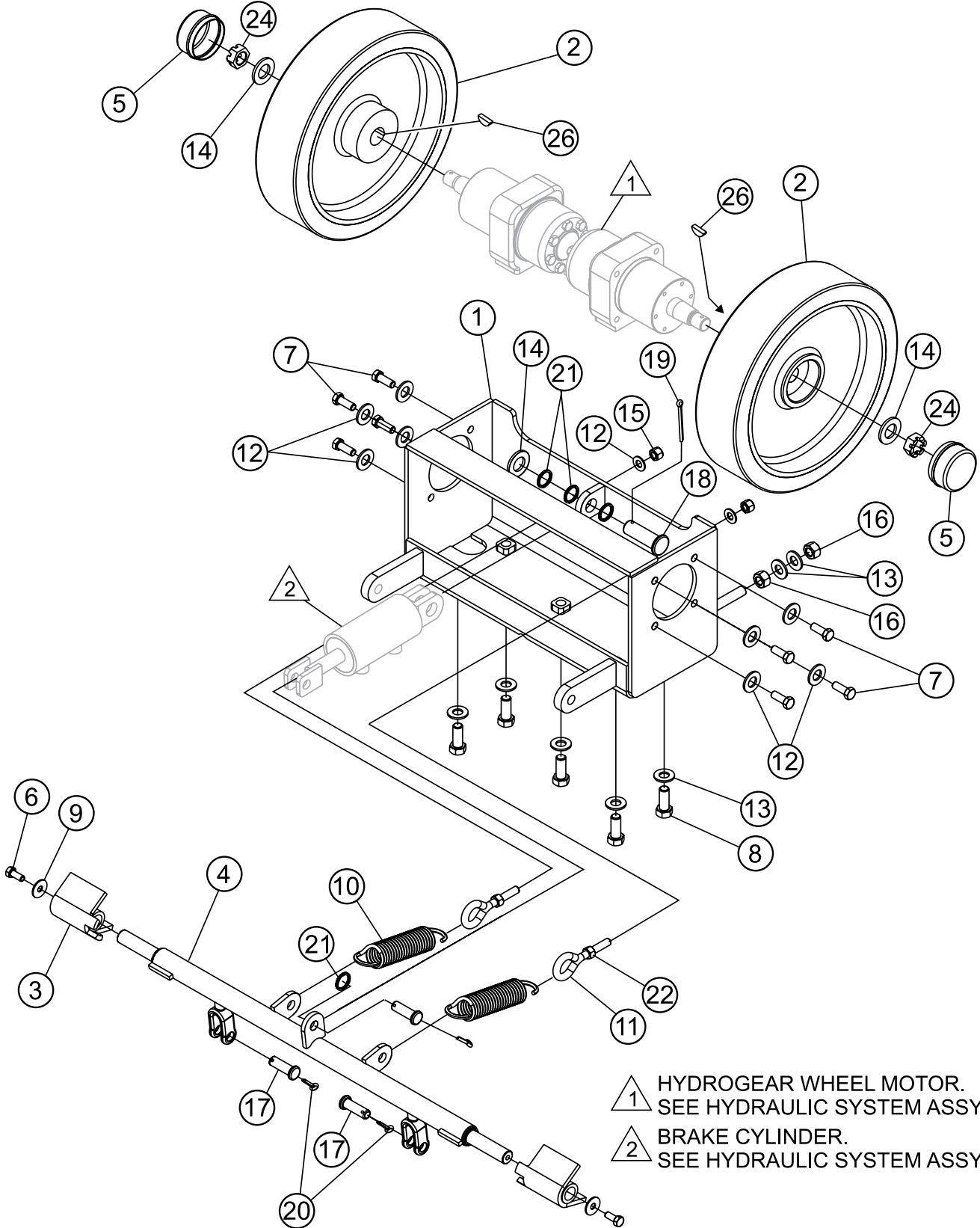
PLATFORM GUARDS/REAR POINTER ASSY.



PLATFORM GUARDS/REAR POINTER ASSY.

<u>NO.</u>	<u>PART NO.</u>	<u>PART NAME</u>	<u>QTY.</u>	<u>REMARKS</u>
1	37185	GUARD, BLADESHAFT PULLEY	1	SAFETY ITEM
2	583091	STRAP, LOWER BELT GUARD	1	
3	583092	WASHER, LOWER BELT PROTECTOR	1	
4	933244	WASHER, FLAT SAE 1/2 GRD 9 YZ	4	
5	3214	SCREW, HHC 1/2 - 13 X 1-1/4	4	
6	915105	SCREW, HHC 3/8 - 16 X 1.0 GRD 8	1	
7	110020	POINTER, REAR SAW	1	
8	37360	SHIELD, CONCRETE SLURRY	1	
9	915105	SCREW, HHC 3/8 - 16 X 1.0 GRD 8	3	
10	933242	WASHER, FLAT SAE 3/8 GRD 9 YZ	6	
11	37122	PLATFORM, W/A	1	
12	37450	STRIP, SLURRY CONTROL	1	
13	10133	NUT, NYLOC 3/8 - 16	3	
14	20982	SCREW, FHSC 3/8 - 16 X 1-1/2 PLATED	3	
15	M200000	GUARD, SAW BLADE COLLAR	1	
16	35030	GUARD W/A, SAW BLADE COLLAR, RH	1	

WHEEL DRIVE ASSY.

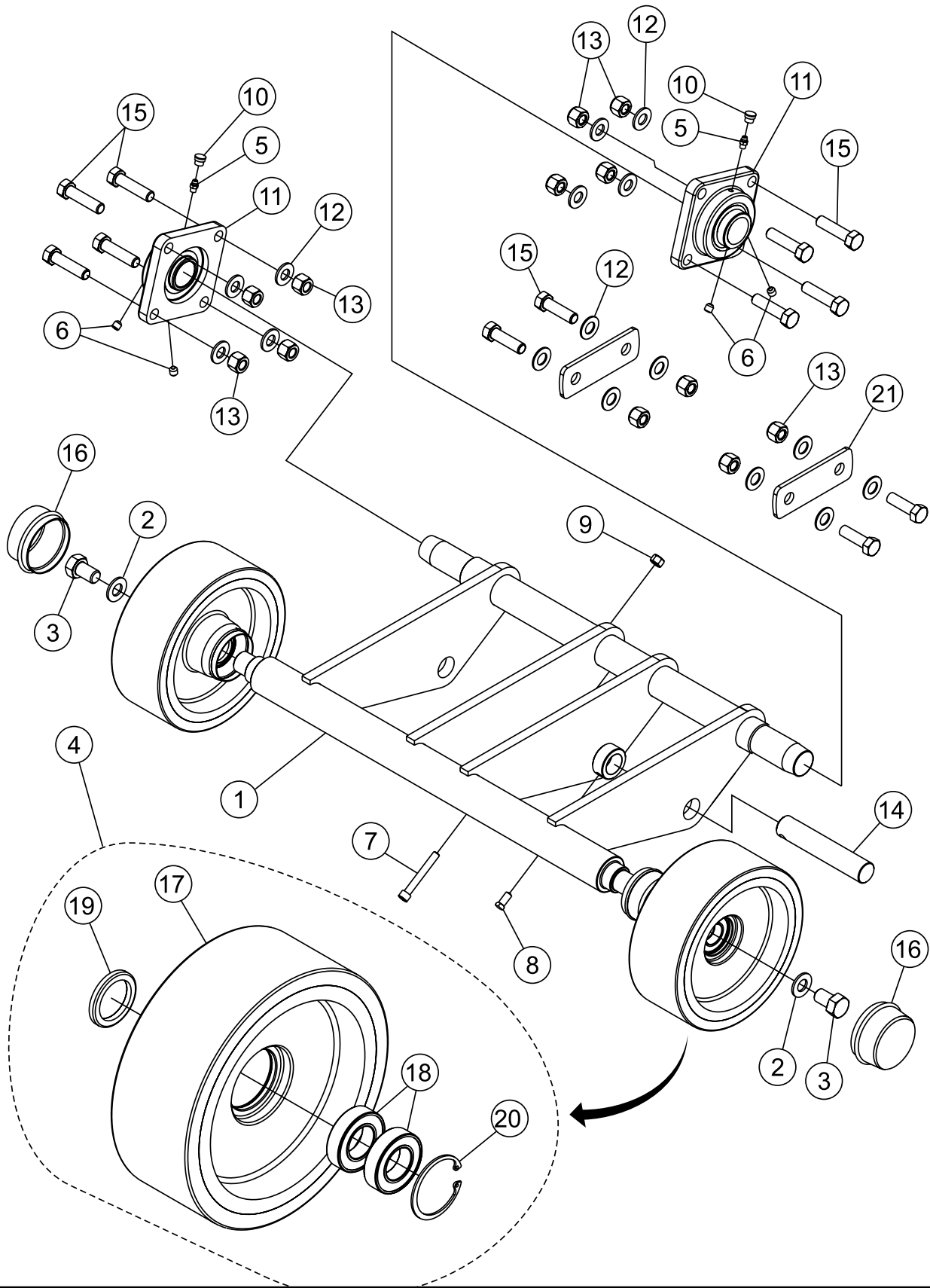


- △ 1 HYDROGEAR WHEEL MOTOR.
SEE HYDRAULIC SYSTEM ASSY.
- △ 2 BRAKE CYLINDER.
SEE HYDRAULIC SYSTEM ASSY.

WHEEL DRIVE ASSY.

<u>NO.</u>	<u>PART NO.</u>	<u>PART NAME</u>	<u>QTY.</u>	<u>REMARKS</u>
1	37102	MOUNT, WHEEL MOTOR	1	
2	37095	WHEEL, 12 X 3 TAPERED BORE	2	
3	37096	BRAKE PAD	2	
4	37097	BRAKE ARM	1	
5	37138	CAP, WHEEL DUST	2	
6	0655	SCREW, HHC 5/16 - 18 X 3/4	2	
7	0205	SCREW, HHC 3/8 - 16 X 1.0	8	
8	3214	SCREW, HHC 1/2 - 13 X 1-1/4	5	
9	933213	WASHER, FENDER 5/16 X 1 ZINC	2	
10	37048	SPRING, 1.125 X .187 X 4 W/EYELET	2	
11	23858-001	EYEBOLT, 3/8 - 16 X 2.0	2	
12	933242	WASHER, FLAT SAE 3/8 GRD 9 YZ	10	
13	933244	WASHER, FLAT SAE 1/2 GRD 9 YZ	7	
14	933247	WASHER, FLAT SAE 3/4 GRD 9 YZ	3	
15	10133	NUT, NYLOC 3/8 - 16	2	
16	968011	NUT, HEX FINISH 1/2 - 13	2	
17	19974	PIN, CLEVIS 1/2 X 1.25	3	
18	966166	PIN, CLEVIS 3/4 X 2	1	
19	965105	PIN, COTTER 5/32 X 1-1/2	1	
20	965103	PIN, COTTER 5/32 X 1	3	
21	37322	SPRING, CREST TO CREST	4	
22	1456	NUT, HEX FINISH 3/8 - 16	2	
24	37923	NUT, SLOTTED 3/4-20 HEX	2	
26	0126	KEY, WOODRUFF #606 3/16 X 3/4	2	

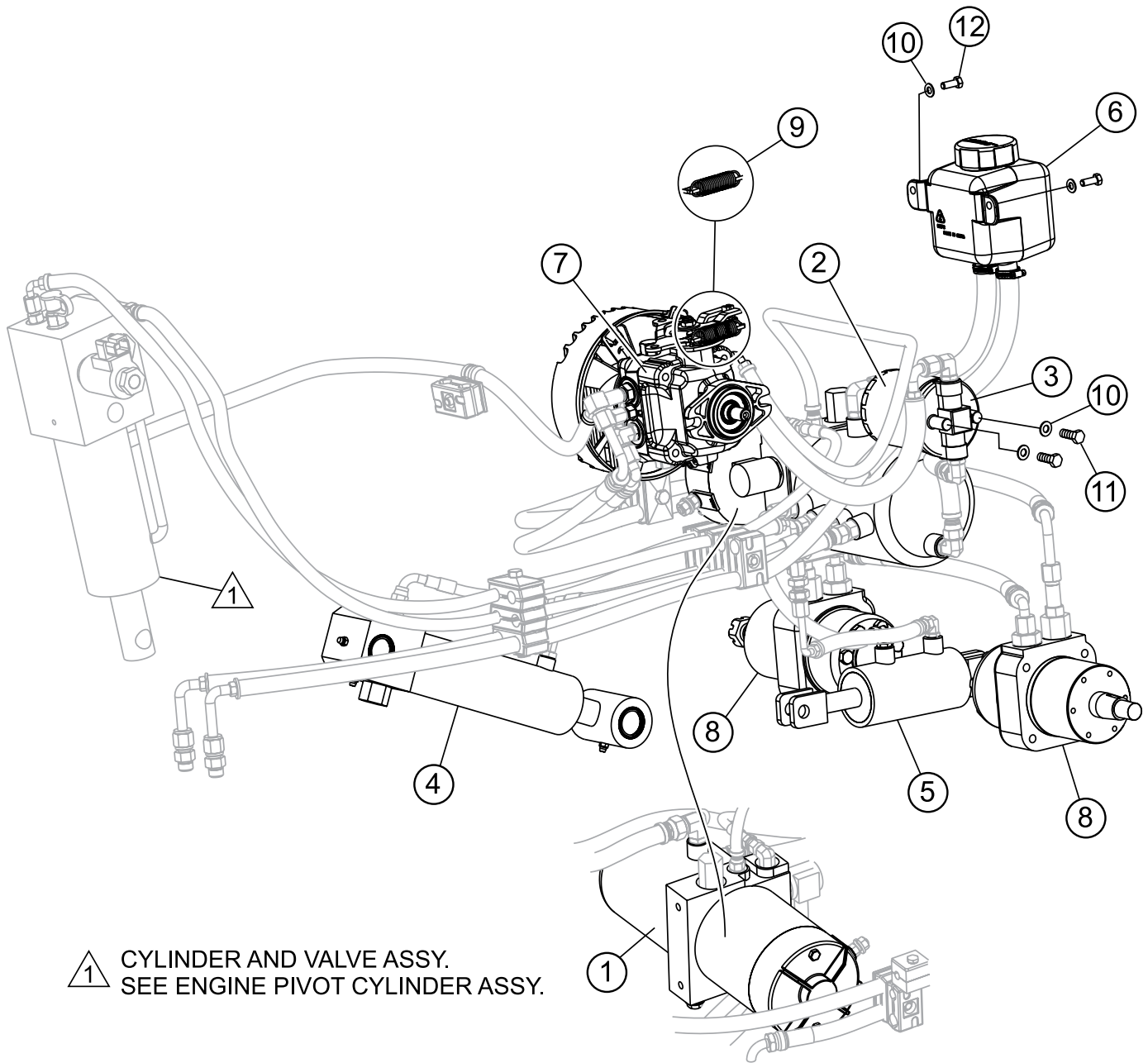
FRONT AXLE ASSY.



FRONT AXLE ASSY.

<u>NO.</u>	<u>PART NO.</u>	<u>PART NAME</u>	<u>QTY.</u>	<u>REMARKS</u>
1	37106	FRONT AXLE W/A	1	
2	933246	WASHER, FLAT 5/8 SAE GRD9 YZ	2	
3	06505-008	SCREW, HHC 5/8 - 11 X 1.00	2	
4	37132	WHEEL ASSEMBLY, FRONT.....	2	INCLUDES ITEMS W/*
5	2621	FITTING, GREASE ZERK STR 1/4 - 28	2	
6	26091	SCREW, SHS 1/4 - 28 X 1/4 CUP POINT	4	
7	2186	SCREW, SHC 5/16 - 18 X 2-1/4 PLTD	1	
8	926064	SCREW, SQHS CUP POINT 5/16 - 24 X 5/8	1	
9	5283	NUT, NYLOC 5/16 - 18	1	
10	1162 A	CAP, GREASE ZERK #2 YELLOW	2	
11	37040	BEARING, 1.250" FLANGE	2	
12	933244	WASHER, FLAT SAE 1/2 - 13 GD 8	16	
13	16629	NUT, NYLOC 12 - 13 GD 8	12	
14	37260	PIN, LIFT CYLINDER	1	
15	915211	SCREW, HHC 1/2 - 13 X 2 GRD8 YZ	12	
16	37138	CAP, WHEEL DUST	2	
17*	37131	WHEEL, 8 X 3 POLYURETHANE	2	
18*	460002	BEARING, BALL KOYO # 6005 SRS	4	
19*	485002	SEAL, OIL CR # 28655	2	
20*	576003	SNAP RING, - HO-185	2	
21	37165	PLATE, BACKING	2	

HYDRAULIC SYSTEM ASSY.

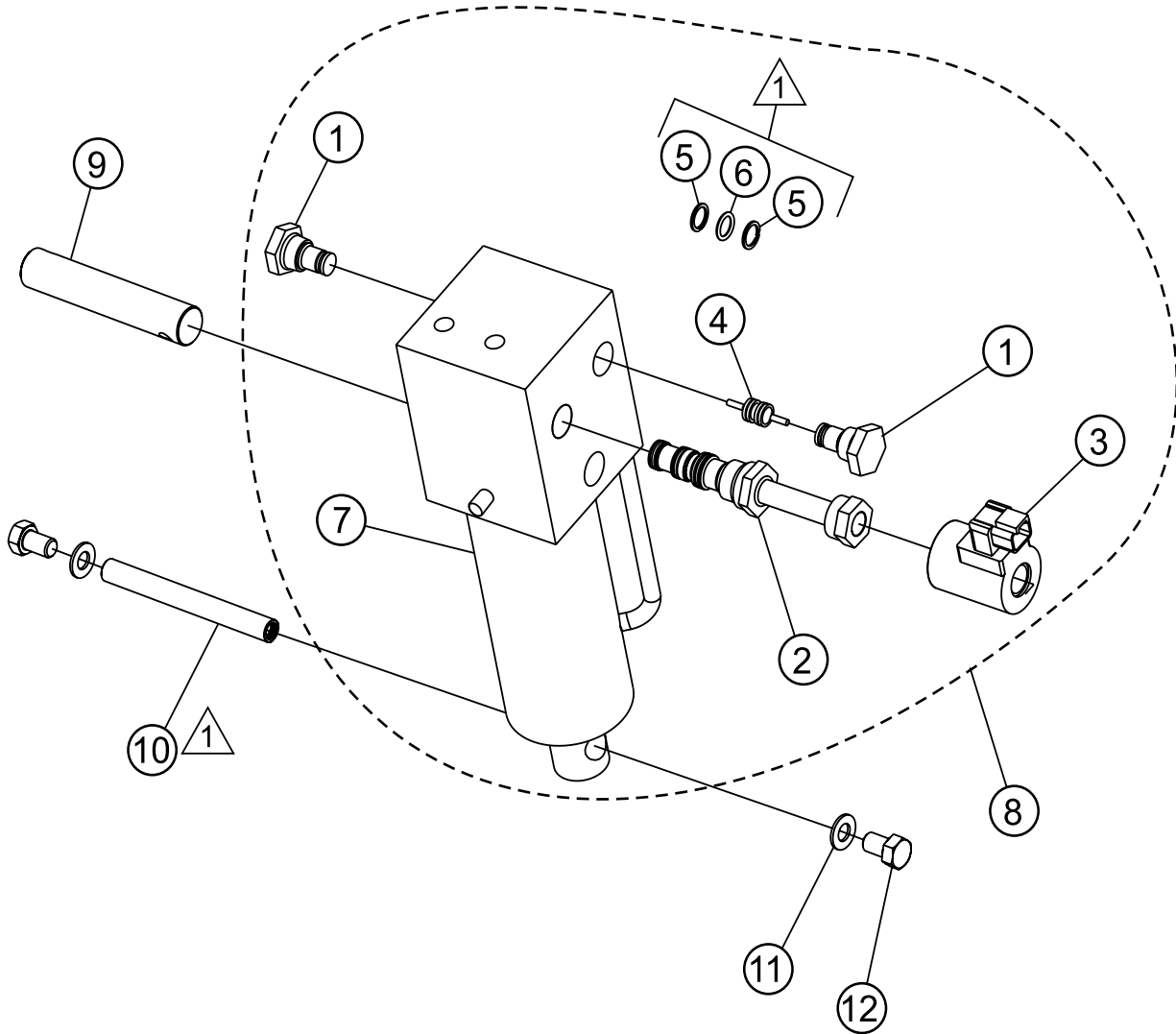


1 CYLINDER AND VALVE ASSY.
SEE ENGINE PIVOT CYLINDER ASSY.

HYDRAULIC SYSTEM ASSY.

<u>NO.</u>	<u>PART NO.</u>	<u>PART NAME</u>	<u>QTY.</u>	<u>REMARKS</u>
1	37113	PUMP, 24V DC LIFT - HYDROGEAR	1	
2	306006	FILTER, TRANSAXLE	1	
3	25617	FILTER HEAD, TRANSAXLE	1	
4	37121	LIFT CYLINDER ASSEMBLY	1	
5	37211	CYLINDER, BRAKE 2" X 1.5" STROKE	1	
6	37213	RESERVOIR, 350ML HYDROGEAR 71327	1	
7	37104	PUMP, HYDROGEAR	1	
8	37056	MOTOR, WHEEL - HYDROGEAR HGM-15P-7131	2	
9	37162	EXTENSION SPRING, 1.8" - 8.1 LB RATE	1	
10	933240	WASHER, FLAT SAE 1/4 GRD 9 YZ	4	
11	1579	SCREW, HHC 1/4 - 20 X .5	2	
12	4514	SCREW, HHC 1/4 - 20 X 5/8 GRD 5	2	

ENGINE PIVOT CYLINDER ASSY.

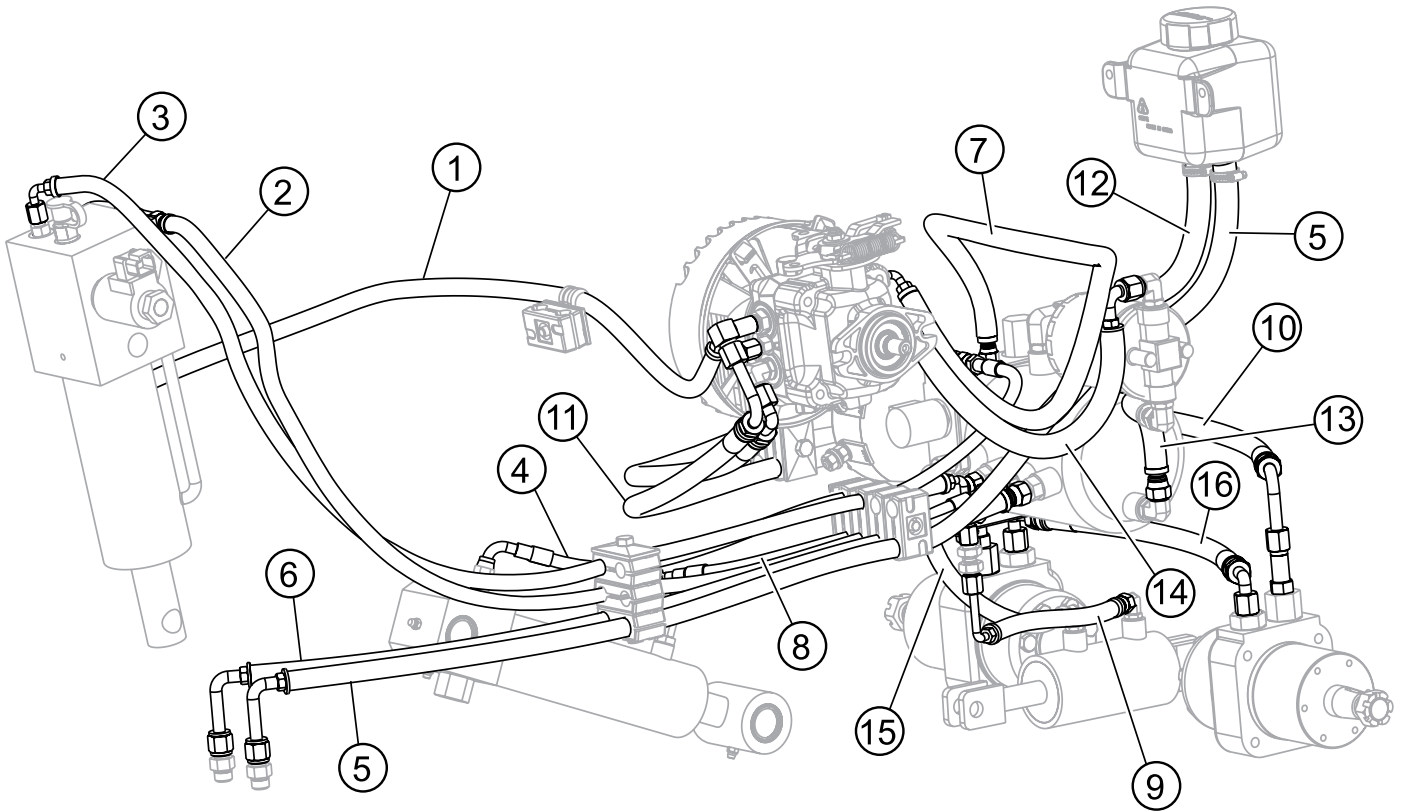


△ 1 ITEMS 5 AND 6 USED ON SAWS
S/N ZD3700241 AND BELOW

ENGINE PIVOT CYLINDER ASSY.

<u>NO.</u>	<u>PART NO.</u>	<u>PART NAME</u>	<u>QTY.</u>	<u>REMARKS</u>
1*	37445	VALVE, CHECK	2	
2*	37446	VALVE, CARTRIDGE 4-WAY 2-POSITION	1	
3*	37447	SOLENOID COIL 12VDC	1	
4*	37448	PISTON, PILOT	1	
5*	37449	PISTON, BACKUP RING	2.....	S/N ZD3700241 AND BELOW
6*	37492	O-RING	1.....	S/N ZD3700241 AND BELOW
7*	37390	CYLINDER, HYDRAULIC	1	
8	37495	CYLINDER AND VALVE ASSEMBLY	1.....	INCLUDES ITEMS W/*
9	37260	PIN, LIFT CYLINDER	1	
10	37166	PIN, LOWER ENGINE PIVOT	1	
11	933243	WASHER, FLAT SAE 7/16 GRD 9 YZ	2	
12	16530	SCREW, HHC 7/16 - 14 X 1	2	

HYDRAULIC HOSES ASSY.



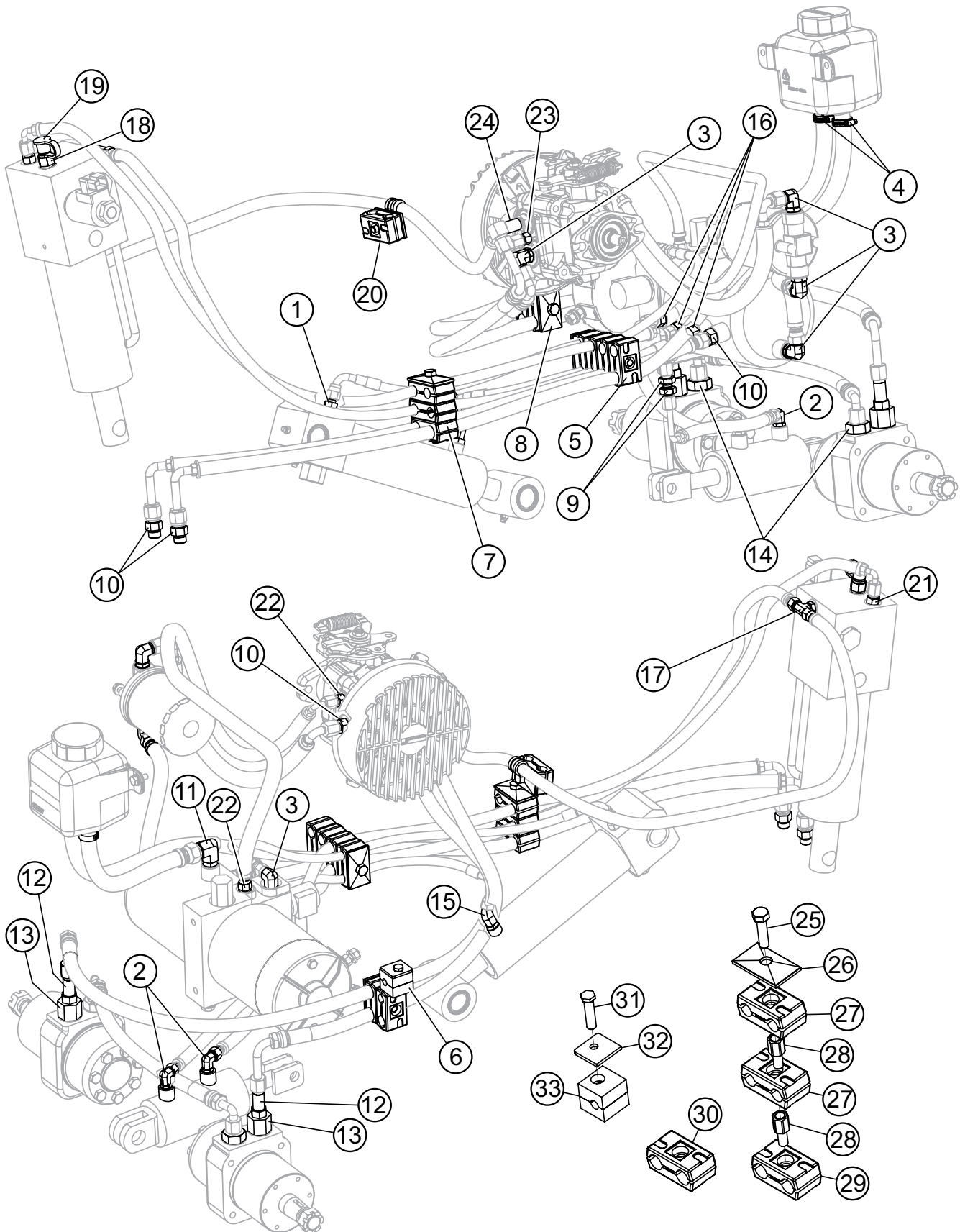
HYDRAULIC HOSES ASSY.

<u>NO.</u>	<u>PART NO.</u>	<u>PART NAME</u>	<u>QTY.</u>	<u>REMARKS</u>
1	37475	HOSE ASSEMBLY, #4 LP	1	
2	37476	HOSE ASSEMBLY, #4 LP	1	
3	37477	HOSE ASSEMBLY, #4 LP	1	
4	37290	HOSE ASSEMBLY, #4 HP PARFLEX	1	
5	37295	HOSE ASSEMBLY, #6-8 LP	1	
6	37294	HOSE ASSEMBLY, #6 LP	1	
7	37347	HOSE ASSEMBLY, #6 LP	1.....	SEE NOTE BELOW
8	37291	HOSE ASSEMBLY, #4 PARFLEX	1	
9	37292	HOSE ASSEMBLY, #4 LP	1	
10	37278	HOSE ASSEMBLY, #6 PARFLEX	1	
11	37279	HOSE ASSEMBLY, #6 PARFLEX	1	
12	37283	HOSE ASSEMBLY, #8 LP	1	
13	37281	HOSE ASSEMBLY, #6 LP	1	
14	37282	HOSE ASSEMBLY, #6 LP	1	
15	37293	HOSE ASSEMBLY, #4 LP	1	
16	37280	HOSE ASSEMBLY, DRIVE MOTOR CROSSOVER	1	

NOTICE

FOR SAWS up to S/N ZD3700238 ONLY. When Ordering this hose (P/N 37347 item 7 on this page), also order two (2) each fittings (P/N 11887, item 22 shown on Hydraulic Fittings and Clamps Assy.).

HYDRAULIC FITTINGS AND CLAMPS ASSY.



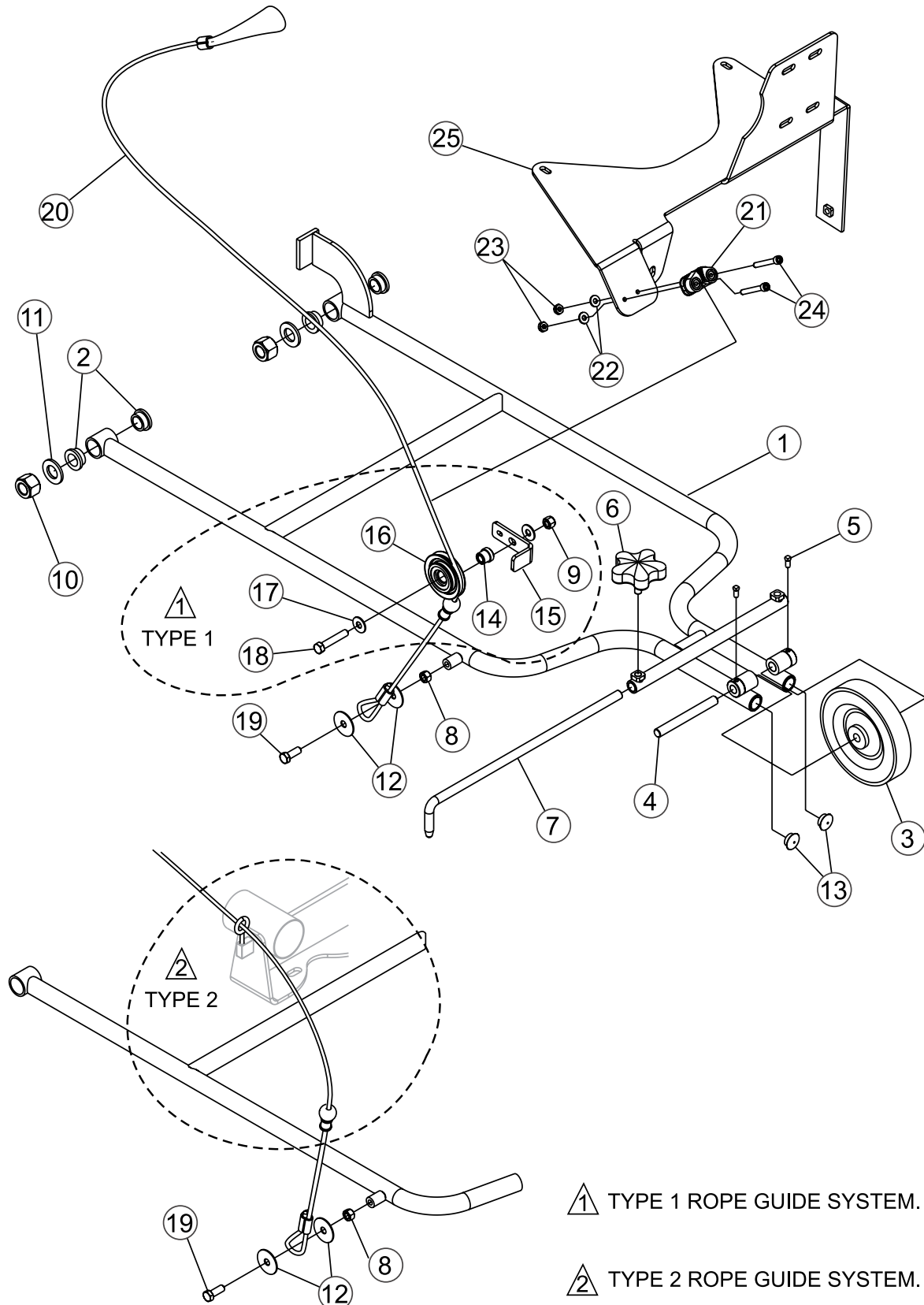
HYDRAULIC FITTINGS AND CLAMPS ASSY.

<u>NO.</u>	<u>PART NO.</u>	<u>PART NAME</u>	<u>QTY.</u>	<u>REMARKS</u>
1	21095	FITTING, STR 4MJ - 4MO	1	
2	368817	FITTING, 90 4MJ - 4MO	2	
3	37407	FITTING, 4MJ X 6MO-90	4	
4	15538	CLAMP, HOSE WORM #6, 7/16" TO 7/8"	2	
5	37793	CLAMP ASSEMBLY, HOSE	1	
6	37352	CLAMP ASSEMBLY, 5/16 HOSE	1	
7	37792	CLAMP ASSEMBLY, HOSE	1	
8	37433	CLAMP ASSEMBLY, HOSE	1	
9	366437	FITTING, BULKHEAD #4 JIC	1	
10	11721	FITTING, STR 6MJ - 6MO	4	
11	12431	FITTING, 90 8MJ - 6MO	1	
12	21115	FITTING, STR 6MJ - 6MO LONG	2	
13	37405	FITTING, 10MO X - 6FO - ST	2	
14	37406	FITTING, 6MJ X 10MO - ST	2	
15	21159	FITTING, 45 4MJ - 4MO	1	
16	367470	FITTING, STR 4MJ - 6MO	3	
17	37788	FITTING, TEE 4MO - 4MO - 4MJ	1	
18	12546	FITTING, QD 4MO DIAGN PARKER PD 341	1	
19	12148	CAP, DUST DIAG PARKER PD6 - 285	1	
20	35022	CLAMP, LOOP CUSHIONED #8	1	
21	37493	FITTING, ORIFICE 4MJ - 4MO X .100	1	
22	11887	FITTING, STR 6MJ - 4MO	2	SEE NOTE BELOW
23	37399	4MJ X 2MO-ST	1	
24	37400	FITTING, 6MJ X 6MO-9OLL	1	
25	2623	SCREW, HHC 5/16-18 X 1.25	4	
26	37424	COVER PLATE, BEHRINGER STB-T2	4	
27	37420	1/2" CLAMP, BEHRINGER T2050-PP	4	
28	37423	STACK BOLT, BEHRINGER STB-T2	6	
29	37421	5/8" CLAMP, BEHRINGER T2062-PP	2	
30	37422	1/2" X 5/8" CLAMP, BEHRINGER T2050/T2062-PP	3	
31	37418	TOP BOLT, 5/16X18 X 2	1	
32	37417	COVER PLATE, BEHRINGER COP-O	1	
33	37416	CLAMP, 5/16	1	

NOTICE

FOR SAWS up to S/N ZD3700238 ONLY. When Ordering hose (P/N 37347 item 7 on Hydraulic Hoses Assy.), also order two (2) each fittings (P/N 11887, item 22 shown on this page.

FRONT POINTER ASSY.



① TYPE 1 ROPE GUIDE SYSTEM.

② TYPE 2 ROPE GUIDE SYSTEM.

FRONT POINTER ASSY.

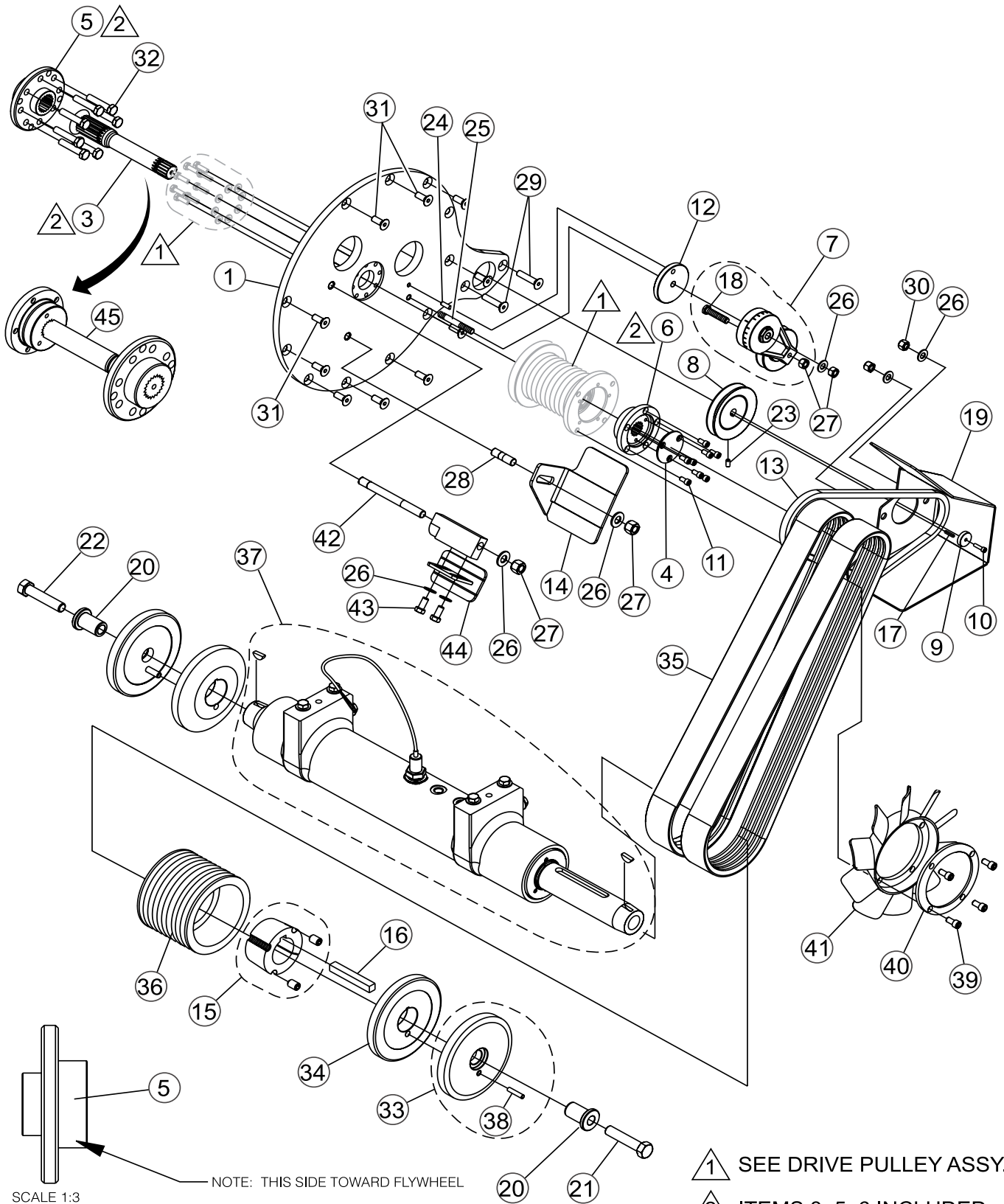
<u>NO.</u>	<u>PART NO.</u>	<u>PART NAME</u>	<u>QTY.</u>	<u>REMARKS</u>
1	37182	POINTER	1	
2	582008	BUSHING, FLANGE 1.0 OD X .75 ID	4	
3	500005	WHEEL, POINTER 6" X 1"	1	
4	37178	AXLE, POINTER WHEEL	1	
5	926006	SCREW, SQHS CP 1/4 - 20 X1/2	2	
6	15503	KNOB, COMFORT GRIP STAR	1	
7	110038	SAW POINTER 15" RH FRONT	1	
8	1456	NUT, HEX FINISH 3/8 - 16	1	
9	10133	NUT, NYLOC 3/8 - 16.....	1	SEE NOTE BELOW
10	5070 B	NUT, NYLOC 3/4 - 10	2	
11	933247	WASHER, FLAT SAE 3/4 GRD 9 YZ	2	
12	3233	WASHER, FENDER 1.50 OD X 3/8 ID	2	
13	37261	PLUG, FINISHING 3/4"	2	
14	544002	SHOULDER, ADAPTER.....	1	SEE NOTE BELOW
15	125043-3	RETAINER, SAW POINTER CABLE.....	1	SEE NOTE BELOW
16	540039	PULLEY, POINTER ROPE.....	1	SEE NOTE BELOW
17	10136	WASHER, FLAT SAE 3/8.....	2	SEE NOTE BELOW
18	1665	SCREW, HHC 3/8 - 16 X 2.....	1	SEE NOTE BELOW
19	0205	SCREW, HHC 3/8 - 16 X 1.0	1	
20	574003	ROPE, POINTER ASSY.....	1	INCLUDES BALL & CRIMP
21	574002	CAM CLEAT	1	
22	15173	WASHER, FLAT #8	2	
23	13287	NUT, NYLOC 8 - 32	2	
24	923199	SCREW, SHC 8 - 32 X 1-1/4	2	
25	37112	MOUNT, AIR FILTER	1	

NOTICE

These parts are used only on "Type 1" Rope Guide Systems shown in illustration on Lift Bail Assy.

Type 2 Rope Guide System supercedes Type 1 Rope Guide System. See illustration.

BELT DRIVE ASSY.



1 SEE DRIVE PULLEY ASSY.

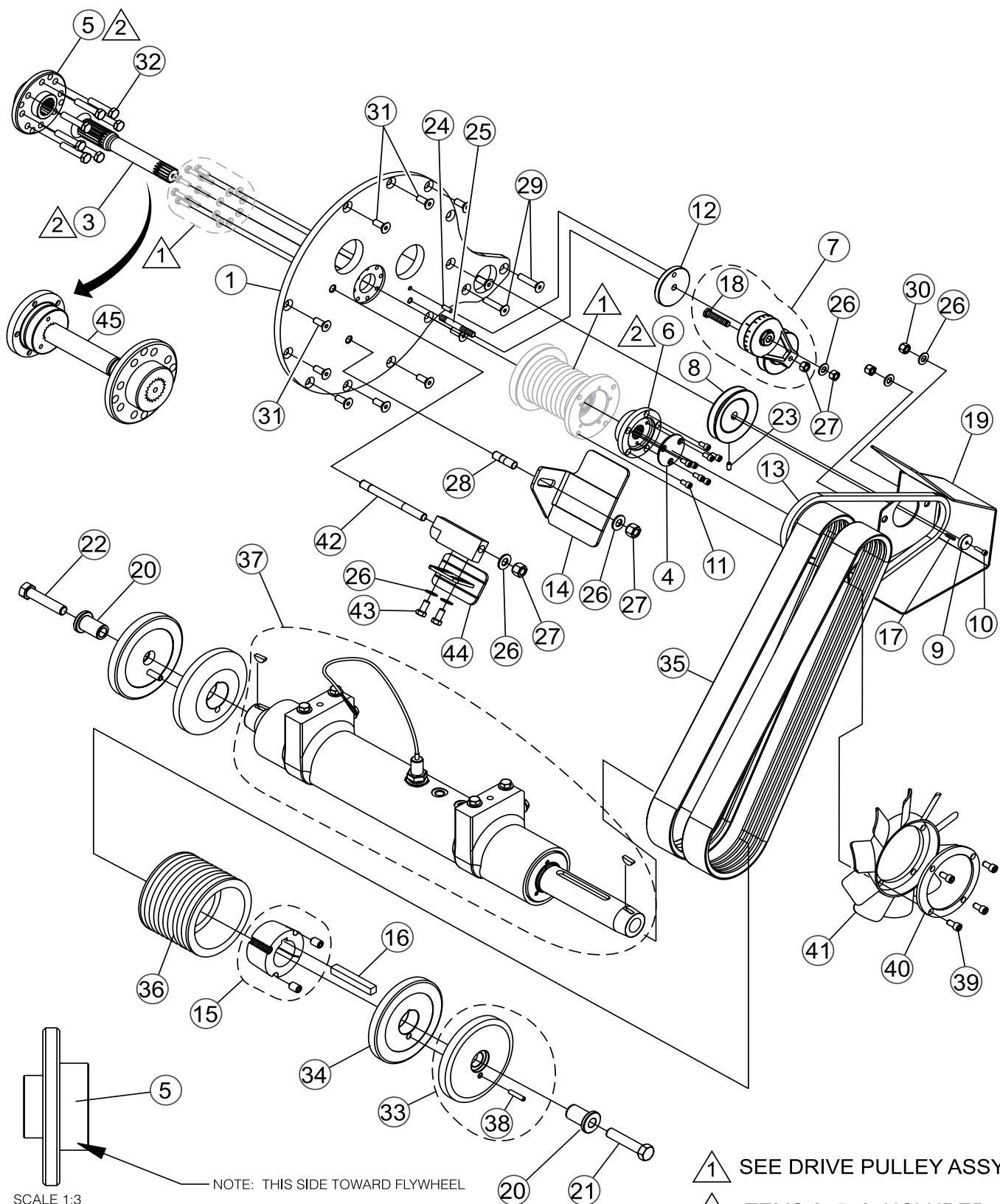
2 ITEMS 3, 5, 6 INCLUDED WITH ITEM 45, SPLINED DRIVE ASSY, P/N 37833

BELT DRIVE ASSY.

<u>NO.</u>	<u>PART NO.</u>	<u>PART NAME</u>	<u>QTY.</u>	<u>REMARKS</u>
1	37001	PLATE, ENGINE ADAPTER-DEUTZ	1	
3#		SHAFT, ENGINE DRIVE-DEUTZ	1	
4	37019	PLATE, PULLEY DRIVE COVER	1	
5#		FLANGE, ENGINE DRIVE-DEUTZ	1	
6#		FLANGE, PULLEY DRIVE-DEUTZ	1	
7	37137	BELT TENSIONER ASSY.....	1	INCLUDES ITEMS W/*
8	37002	PULLEY, PUMP DRIVE 3.75" A-SECTION	1	
9	37319	WASHER, THRUST 1.00 OD X .265 L X .265 H	1	
10	37320	SCREW, SHC 10-32 X 3/4	1	
11	923201	SCREW, SHC 1/4 - 20 X 1/2	8	
12	37267	SPACER, BELT TENSIONER	1	
13	21004-003	BELT, AX-35	1	
14	37755	SHOE, LOWER BELTSIDE	1	
15	460016	BUSHING, TAPER-LOCK 2517 X 1-7/8.....	1	FITS 20", 26", 30", 36"
15	460023	BUSHING, TAPER-LOCK 2012 X 1-7/8.....	1	FITS 16"
16	10057-061	KEY, 1/2" SQ X 3-1/2"	1	
17	37269	KEY, SQUARE 1/8 X 3/4	1	
18*	37266	SCREW, MODIFIED HEAD 3/8 X 1-3/4	1	
19	37218	GUARD, PUMP DRIVE	1	SAFETY ITEM
20	582012	BUSHING, QUICK DISCONNECT BLADE SHAFT	2	
21	915315	SCREW, HHC 5/8 - 11 X 3 GR8	1	
22	915316	SCREW, HHC 5/8 - 11 X 3 LH GR8	1	
23	10138	SCREW, SHS 1/4 - 20 X 1/2 NP	1	
24	926919	PIN, DOWEL 1/4 X 3/4	1	
25	37268	STUD, 3/8 - 16 X 3 SELF-LOCKING	1	
26	933242	WASHER, FLAT SAE 3/8 GRD 9 YZ	5	
27	1456	NUT, HEX FINISH 3/8 - 16	4	
28	37762	STUD, 1/2 - 13 X 1-3/4	1	
29	924289	SCREW, FHSC 3/8 - 16 X 1-3/4	2	
30	10133	NUT, NYLOC 3/8 - 16	2	
31	939978	SCREW, FHSC M10 - 1.5 X 25MM NP	11	
32	938422	SCREW, HHC M10 - 1.0 X 50MM 10.9 NP	8	
33	37177	FLANGE ASSY, 6.0" OUTER BLADE	2	FITS 30", 36" BELT DRIVE
33	37169	FLANGE ASSY, 5.0" OUTER BLADE	2	FITS 16", 20", 26" BELT DRIVE
34	37176	FLANGE ASSY, 6.0" INNER BLADE	2	FITS 30", 36" BELT DRIVE
34	37168	FLANGE ASSY, 5.0" INNER BLADE	2	FITS 16", 20", 26" BELT DRIVE
35	520007	V-BELT, 5G 3 VX 530 POWERBAND	2	
36	540047	PULLEY, 5.6 10G 3V X 2517 TAPER	1	FITS 36" BELT DRIVE
36	540041	PULLEY, 5.3 10G 3V X 2517 TAPER	1	FITS 30" BELT DRIVE
36	540040	PULLEY, 5.0 10G 3V X 2517 TAPER	1	FITS 26" BELT DRIVE
36	540035	PULLEY, 4.75 10G 3V X 2517 TAPER	1	FITS 20" BELT DRIVE
36	540046	PULLEY, 4.2 10G 3V X 2012 TAPER	1	FITS 16" BELT DRIVE

CONTINUED NEXT PAGE

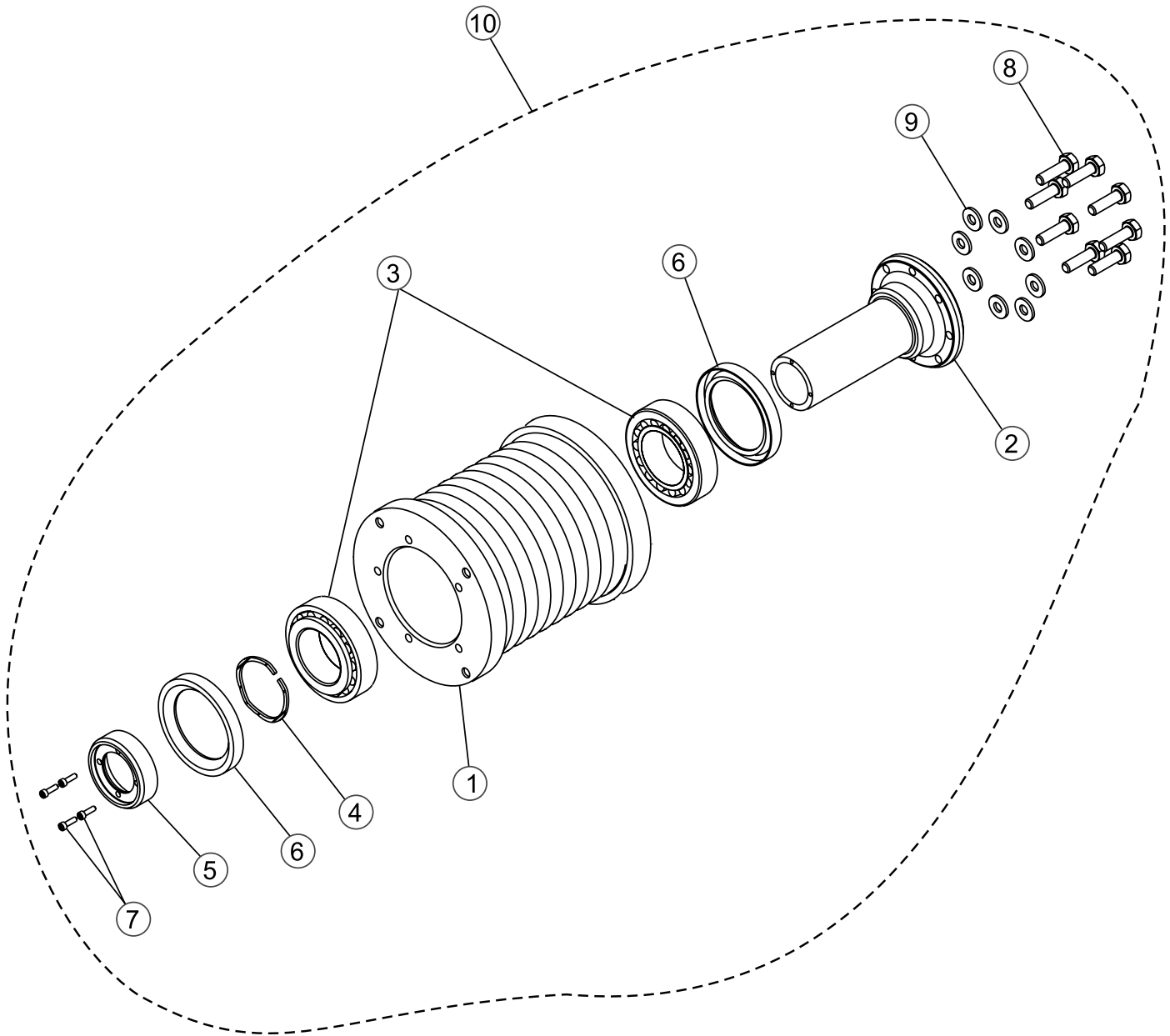
BELT DRIVE ASSY. (CONTINUED)



BELT DRIVE ASSY. (CONTINUED)

<u>NO.</u>	<u>PART NO.</u>	<u>PART NAME</u>	<u>QTY.</u>	<u>REMARKS</u>
37	37134	BLADE SHAFT ASSY.	1	
38	926790	PIN, DOWEL 3/8 X 1-3/4	2.....	INCLUDED W/ ITEM 33
39	25992	SCREW, SHC 12 - 24 X 1/2	4	
40	37735	RING, FAN MOUNT	1	
41	37734	FAN, CW 8" 10 BLADE	1	
42	37763	STUD, 1/2 - 13 X 5-1/2	1	
43	915103	SCREW, HHC 3/8 - 16 X 3/4 GR8 YZ	2	
44	37756	SHOE, UPPER BELTSIDE	1	
45	37833	SPLINED DRIVE ASSY.....	1.....	INCLUDES ITEMS W/#

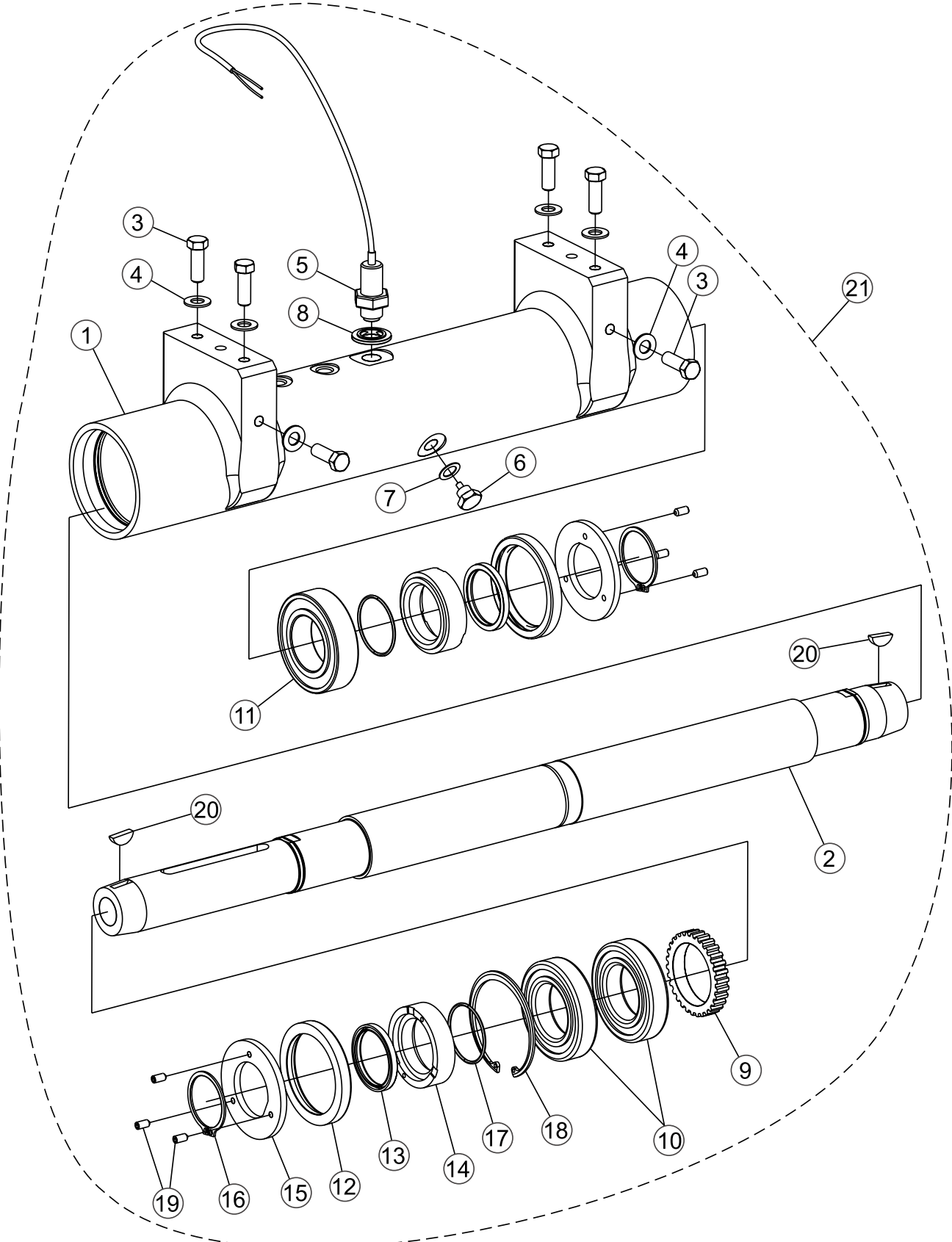
DRIVE PULLEY ASSY.



DRIVE PULLEY ASSY.

<u>NO.</u>	<u>PART NO.</u>	<u>PART NAME</u>	<u>QTY.</u>	<u>REMARKS</u>
1*	37011	PULLEY, 3.3 10 3V 4.5 1A	1	FITS 26", 30", 36" BELT DRIVE
1#	37154	PULLEY, 4.1 3V 4.5 1A	1	FITS 16", 20" BELT DRIVE
2*#	37003	SUPPORT, ENGINE DRIVE BEARING	1	
3*#	37028	BEARING, TAPERED ROLLER NSK #32007XJ	2	
4*#	37090	SPRING, SMALLEY WAVO RW-0162	1	
5*#	37017	FLANGE, ENGINE DRIVE BEARING SUPPORT	1	
6*#	37092	SEAL, CR 17753	2	
7*#	37035	SCREW, SHC 4-40 X 3/8	4	
8*#	915004	SCREW, HHC 1/4 - 20 X 7/8 GR8 YZ	8	
9*#	933240	WASHER, FLAT SAE 1/4 GRD 9 YZ	8	
10	37103	DRIVE PULLEY ASSY., 3.3 10 3V 4.5 1A	1	FITS 26", 30", 36" BELT DRIVE INCLUDES ITEMS W.
10	37321	DRIVE PULLEY ASSY., 4.1 3V 4.5 1A	1	FITS 16", 20" BELT DRIVE INCLUDES ITEMS W/#

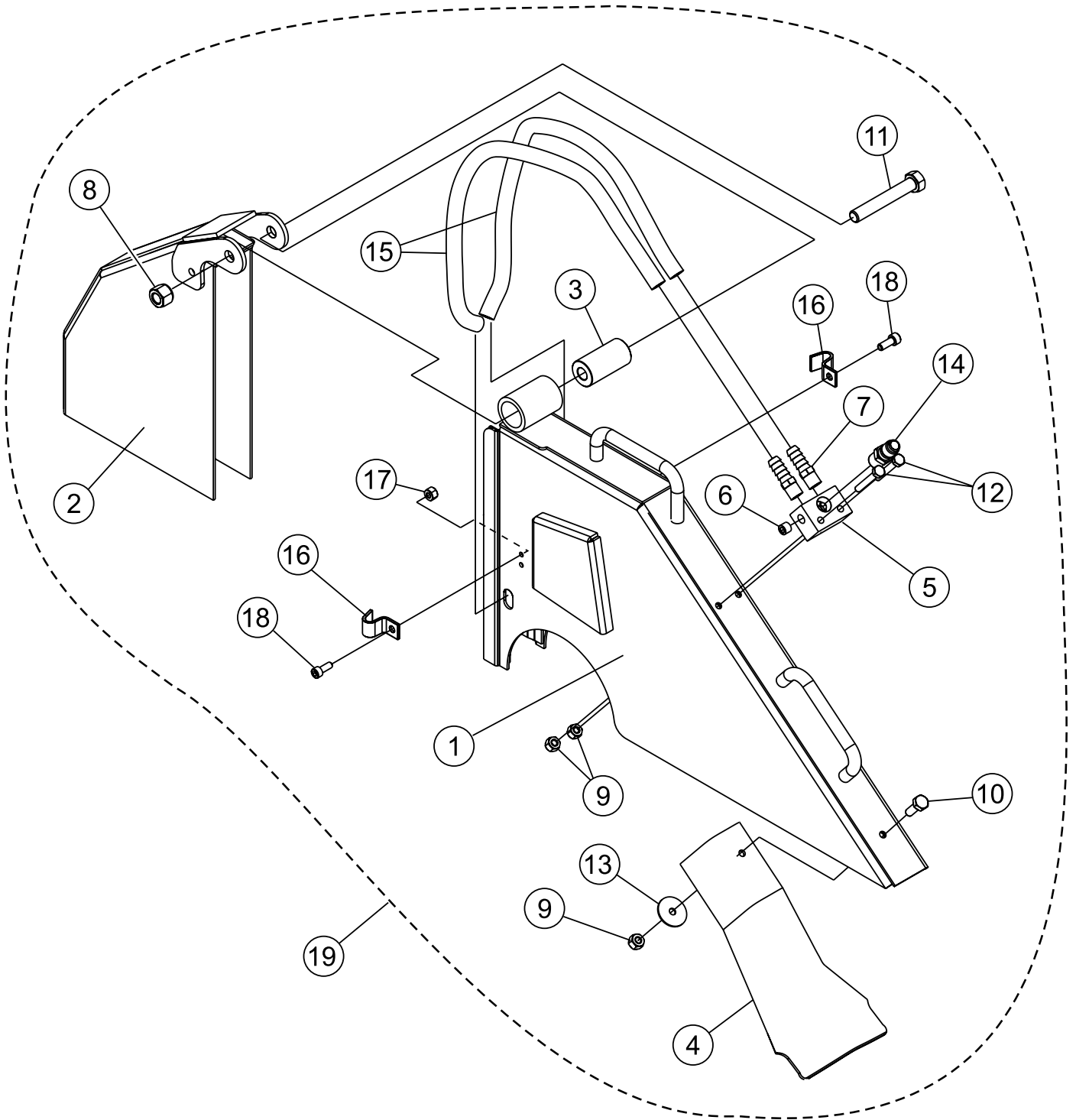
BLADESHAFT ASSY.



BLADESHAFT ASSY.

<u>NO.</u>	<u>PART NO.</u>	<u>PART NAME</u>	<u>QTY.</u>	<u>REMARKS</u>
1*	37108	HOUSING, BLADESHAFT	1	
2*	37111	BLADESHAFT, 7000 SERIES	1	
3*	06502-010	SCREW, HHC 7/16 - 14 X 1-1/4	6	
4*	933243	WASHER FLAT SAE 7/16 GRD 9YZ	6	
5*	421001	SENSOR, HALL EFFECT SPEED PICKUP	1	
6*	583026	DRAIN PLUG, MAGNETIC 1/2 - 20	1	
7*	577009	GASKET, DRAIN PLUG	1	
8*	25695	WASHER, SEAL 3/4"	1	
9*	25690	GEAR, SAW BLADE SHAFT SPEED PICKUP	1	
10*	460010	BEARING, ROLLER KOYO # 7210BGC3	2	
11*	39460011	BEARING, BALL KOYO # NU2210RC3	1	
12*	480006	SEAL, OIL CR# 28655	2	
13*	480007	SEAL, OIL CR- 19599	2	
14*	485003	SLEEVE, BLADE SHAFT SEAL	2	
15*	486001	WASHER, THRUST 6000 SERIES	2	
16*	576006	SNAP RING, VITON # AS-135	2	
17*	578135	O-RING, VITON # AS-135	2	
18*	576007	SNAP RING, VHO-354	1	
19*	10138	SCREW, SHS 1/4 - 20 X 1/2	6	
20*	927048	KEY, WOODRUFF #807 1/4 X 7/8	2	
21	37134	BLADESHAFT ASSEMBLY	1	INCLUDES ITEMS W/*

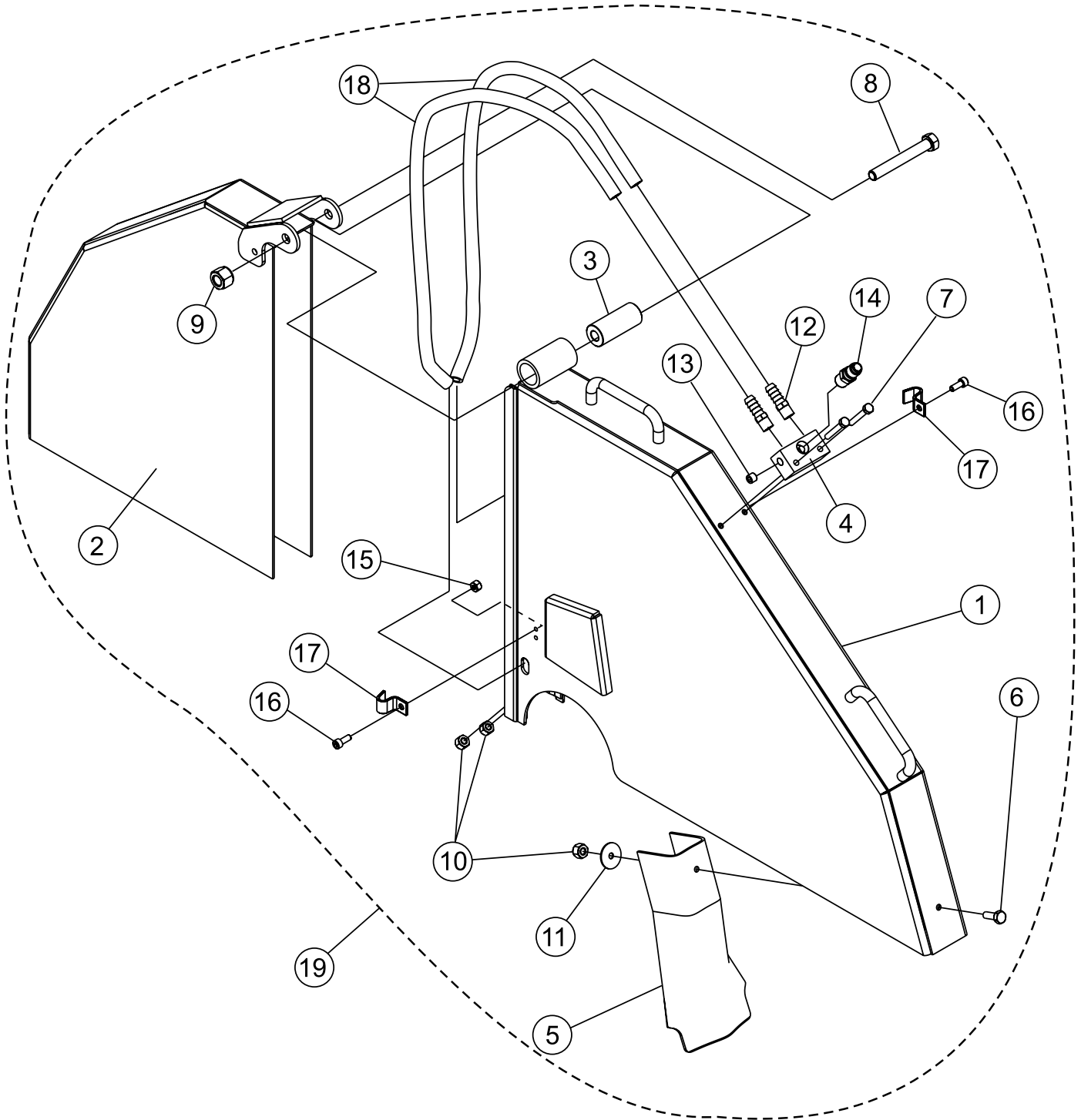
16", 20", 26" BLADEGUARD ASSY.



16", 20", 26" BLADEGUARD ASSY.

<u>NO.</u>	<u>PART NO.</u>	<u>PART NAME</u>	<u>QTY.</u>	<u>REMARKS</u>
1@	200004	BLADEGUARD W/A, 16" REAR HALF	1	
1#	200008	BLADEGUARD W/A, 20" REAR HALF	1	
1\$	200010	BLADEGUARD W/A, 26" REAR HALF	1	
2@	200003	BLADEGUARD W/A, 16" FRONT HALF	1	
2#	200007	BLADEGUARD W/A, 20" FRONT HALF	1	
2\$	200009	BLADEGUARD W/A, 26" FRONT HALF	1	
3@#\$	582040	BUSHING, BLADEGUARD HINGE DELRIN	1	
4@#\$	200019	FLAP,MUD BLADEGUARD	1	SAFETY ITEM
5@#\$	37394	MANIFOLD, WATER SMALL	1	
6@#\$	2113	FITTING, PLUG 1/8MP HEX SKT HD	1	
7@#\$	370456	FITTING, BRASS 6BARB-1/4MP	2	
8@#\$	10176	NUT, NYLOC 1/2-13	1	
9@#\$	10024	NUT, NYLOC 1/4-20	3	
10@#\$	0131 A	SCREW, HHC 1/4 - 20 X 3/4	1	
11@#\$	06503-026	SCREW, HHC 1/2 - 13 X 3-1/4	1	
12@#\$	26250	SCREW, HHC 1/4 - 20 X 1-3/4	2	
13@#\$	10930	WASHER, FENDER 1/4 X 1-1/4	1	
14@#\$	37396	3/8" QC MALE	1	
15@#	37506	HOSE, WATER #6 LP, 16", 20" BLADEGUARD	2	
15\$	37508	HOSE, WATER #6 LP, 26" BLADEGUARD	2	
16@#\$	22129-001	PIPE STRAP 3/8	2	
17@#\$	1618	NUT, NYLOC 10-24	2	
18@#\$	923144	SCREW, SHC 10-24 X 1/2	2	
19	BG1600	GUARD, 16" STREETPRO 3/6/7 STD FLANGE.....	1	SAFETY ITEM INCLUDES ITEMS W/@ CONTACT MQ UNIT SALES
19	BG2000	GUARD, 20" STREETPRO 3/6/7 STD FLANGE.....	1	SAFETY ITEM INCLUDES ITEMS W/# CONTACT MQ UNIT SALES
19	BG2600	GUARD, 26" STREETPRO 3/6/7 STD FLANGE.....	1	SAFETY ITEM INCLUDES ITEMS W/\$ CONTACT MQ UNIT SALES

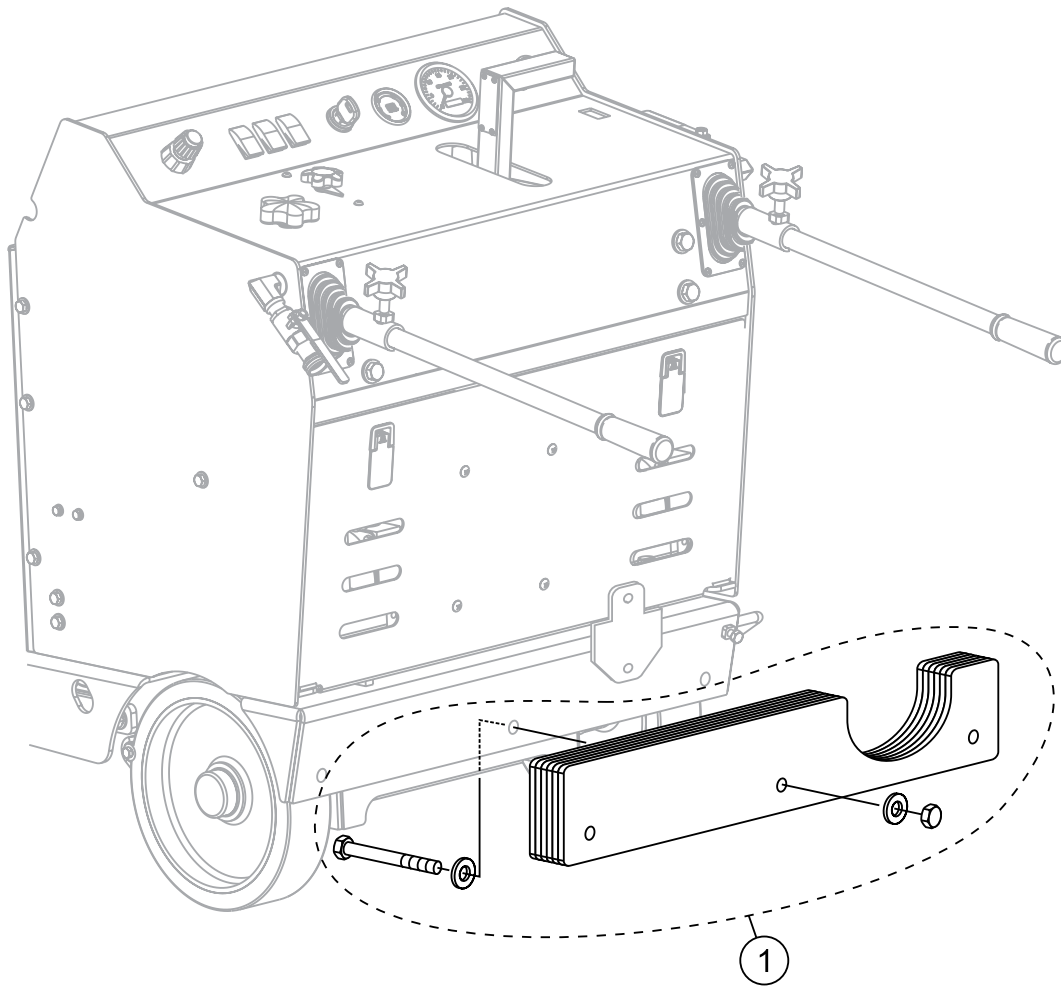
30", 36" BLADEGUARD ASSY.



30", 36" BLADEGUARD ASSY.

<u>NO.</u>	<u>PART NO.</u>	<u>PART NAME</u>	<u>QTY.</u>	<u>REMARKS</u>
1@	200012	BLADEGUARD W/A, 30" REAR HALF	1	
1#	200014	BLADEGUARD W/A, 36" REAR HALF	1	
2*	200011	BLADEGUARD W/A, 30" FRONT HALF	1	
2#	200013	BLADEGUARD W/A, 36" FRONT HALF	1	
3@#	582039	BUSHING, BLADEGUARD HINGE DELRIN	1	
4@#	37395	MANIFOLD, WATER LARGE	1	
5@#	200019	FLAP,MUD BLADEGUARD	1	SAFETY ITEM
6@#	0131 A	SCREW, HHC 1/4 - 20 X 3/4	1	
7@#	26250	SCREW, HHC 1/4 - 20 X 1-3/4	2	
8@#	06503-030	SCREW, HHC 1/2 - 13 X 3-3/4	1	
9@#	10176	NUT, NYLOC 1/2-13	1	
10@#	10024	NUT, NYLOC 1/4-20	3	
11@#	10930	WASHER, FENDER 1/4 X 1-1/4	1	
12@#	370456	FITTING, BRASS 6BARB-1/4MP	2	
13@#	2113	FITTING, PLUG 1/8MP HEX SKT HD	1	
14@#	37396	3/8" QC MALE	1	
15@#	1618	NUT, NYLOC 10-24	2	
16@#	923144	SCREW, SHC 10-24 X 1/2	2	
17@#	22129-001	PIPE STRAP 3/8	2	
18@	37509	HOSE, WATER #6 LP, 30" BLADEGUARD	2	
18#	37510	HOSE, WATER #6 LP, 36" BLADEGUARD	2	
19	BG3000	GUARD, 30" STREETPRO 3/6/7 STD FLANGE.....	1	SAFETY ITEM INCLUDES ITEMS W/@ CONTACT MQ UNIT SALES
19	BG3600	GUARD, 36" STREETPRO 3/6/7 STD FLANGE.....	1	SAFETY ITEM INCLUDES ITEMS W/# CONTACT MQ UNIT SALES

OPTIONAL WEIGHT KIT ASSY.



OPTIONAL WEIGHT KIT ASSY.

<u>NO.</u>	<u>PART NO.</u>	<u>PART NAME</u>	<u>QTY.</u>	<u>REMARKS</u>
1	37829	WEIGHT KIT	1	

TERMS AND CONDITIONS OF SALE — PARTS

PAYMENT TERMS

Terms of payment for parts are net 30 days.

FREIGHT POLICY

All parts orders will be shipped collect or prepaid with the charges added to the invoice. All shipments are F.O.B. point of origin. Multiquip's responsibility ceases when a signed manifest has been obtained from the carrier, and any claim for shortage or damage must be settled between the consignee and the carrier.

MINIMUM ORDER

The minimum charge for orders from Multiquip is \$15.00 net. Customers will be asked for instructions regarding handling of orders not meeting this requirement.

RETURNED GOODS POLICY

Return shipments will be accepted and credit will be allowed, subject to the following provisions:

1. A Returned Material Authorization must be approved by Multiquip prior to shipment.
2. To obtain a Return Material Authorization, a list must be provided to Multiquip Parts Sales that defines item numbers, quantities, and descriptions of the items to be returned.
 - a. The parts numbers and descriptions must match the current parts price list.
 - b. The list must be typed or computer generated.
 - c. The list must state the reason(s) for the return.
 - d. The list must reference the sales order(s) or invoice(s) under which the items were originally purchased.
 - e. The list must include the name and phone number of the person requesting the RMA.
3. A copy of the Return Material Authorization must accompany the return shipment.
4. Freight is at the sender's expense. All parts must be returned freight prepaid to Multiquip's designated receiving point.

5. Parts must be in new and resalable condition, in the original Multiquip package (if any), and with Multiquip part numbers clearly marked.
6. The following items are not returnable:
 - a. Obsolete parts. (If an item is in the price book and shows as being replaced by another item, it is obsolete.)
 - b. Any parts with a limited shelf life (such as gaskets, seals, "O" rings, and other rubber parts) that were purchased more than six months prior to the return date.
 - c. Any line item with an extended dealer net price of less than \$5.00.
 - d. Special order items.
 - e. Electrical components.
 - f. Paint, chemicals, and lubricants.
 - g. Decals and paper products.
 - h. Items purchased in kits.
7. The sender will be notified of any material received that is not acceptable.
8. Such material will be held for five working days from notification, pending instructions. If a reply is not received within five days, the material will be returned to the sender at his expense.
9. Credit on returned parts will be issued at dealer net price at time of the original purchase, less a 15% restocking charge.
10. In cases where an item is accepted, for which the original purchase document can not be determined, the price will be based on the list price that was effective twelve months prior to the RMA date.
11. Credit issued will be applied to future purchases only.

PRICING AND REBATES

Prices are subject to change without prior notice. Price changes are effective on a specific date and all orders received on or after that date will be billed at the revised price. Rebates for price declines and added charges for price increases will not be made for stock on hand at the time of any price change.

Multiquip reserves the right to quote and sell direct to Government agencies, and to Original Equipment Manufacturer accounts who use our products as integral parts of their own products.

SPECIAL EXPEDITING SERVICE

A \$35.00 surcharge will be added to the invoice for special handling including bus shipments, insured parcel post or in cases where Multiquip must personally deliver the parts to the carrier.

LIMITATIONS OF SELLER'S LIABILITY

Multiquip shall not be liable hereunder for damages in excess of the purchase price of the item with respect to which damages are claimed, and in no event shall Multiquip be liable for loss of profit or good will or for any other special, consequential or incidental damages.

LIMITATION OF WARRANTIES

No warranties, express or implied, are made in connection with the sale of parts or trade accessories nor as to any engine not manufactured by Multiquip. Such warranties made in connection with the sale of new, complete units are made exclusively by a statement of warranty packaged with such units, and Multiquip neither assumes nor authorizes any person to assume for it any other obligation or liability whatever in connection with the sale of its products. Apart from such written statement of warranty, there are no warranties, express, implied or statutory, which extend beyond the description of the products on the face hereof.

Effective: February 22, 2006

PARTS MANUAL

HERE'S HOW TO GET HELP

PLEASE HAVE THE MODEL AND SERIAL
NUMBER ON-HAND WHEN CALLING

UNITED STATES

Multiquip Corporate Office

18910 Wilmington Ave.
Carson, CA 90746
Contact: mq@multiquip.com

Tel. (800) 421-1244
Fax (800) 537-3927

Service Department

800-421-1244
310-537-3700

Fax: 310-537-4259

Technical Assistance

800-478-1244

Fax: 310-943-2238

MQ Parts Department

800-427-1244
310-537-3700

Fax: 800-672-7877
Fax: 310-637-3284

Warranty Department

800-421-1244
310-537-3700

Fax: 310-537-1173

MEXICO

MQ Cipsa

Carr. Fed. Mexico-Puebla KM 126.5
Momoxpan, Cholula, Puebla 72760 Mexico
Contact: pmastretta@cipsa.com.mx

Tel: (52) 222-225-9900
Fax: (52) 222-285-0420

CANADA

Multiquip

4110 Industriel Boul.
Laval, Quebec, Canada H7L 6V3
Contact: jmartin@multiquip.com

Tel: (450) 625-2244
Tel: (877) 963-4411
Fax: (450) 625-8664

UNITED KINGDOM

Multiquip (UK) Limited Head Office

Unit 2, Northpoint Industrial Estate,
Globe Lane,
Dukinfield, Cheshire SK16 4UJ
Contact: sales@multiquip.co.uk

Tel: 0161 339 2223
Fax: 0161 339 3226

© COPYRIGHT 2011, MULTIQUIP INC.

Multiquip Inc and the MQ logo are registered trademarks of Multiquip Inc. and may not be used, reproduced, or altered without written permission. All other trademarks are the property of their respective owners and used with permission.

This manual MUST accompany the equipment at all times. This manual is considered a permanent part of the equipment and should remain with the unit if resold.

The information and specifications included in this publication were in effect at the time of approval for printing. Illustrations, descriptions, references and technical data contained in this manual are for guidance only and may not be considered as binding. Multiquip Inc. reserves the right to discontinue or change specifications, design or the information published in this publication at any time without notice and without incurring any obligations.

Your Local Dealer is:



Free Manuals Download Website

<http://myh66.com>

<http://usermanuals.us>

<http://www.somanuals.com>

<http://www.4manuals.cc>

<http://www.manual-lib.com>

<http://www.404manual.com>

<http://www.luxmanual.com>

<http://aubethermostatmanual.com>

Golf course search by state

<http://golfingnear.com>

Email search by domain

<http://emailbydomain.com>

Auto manuals search

<http://auto.somanuals.com>

TV manuals search

<http://tv.somanuals.com>