

# NETGEAR

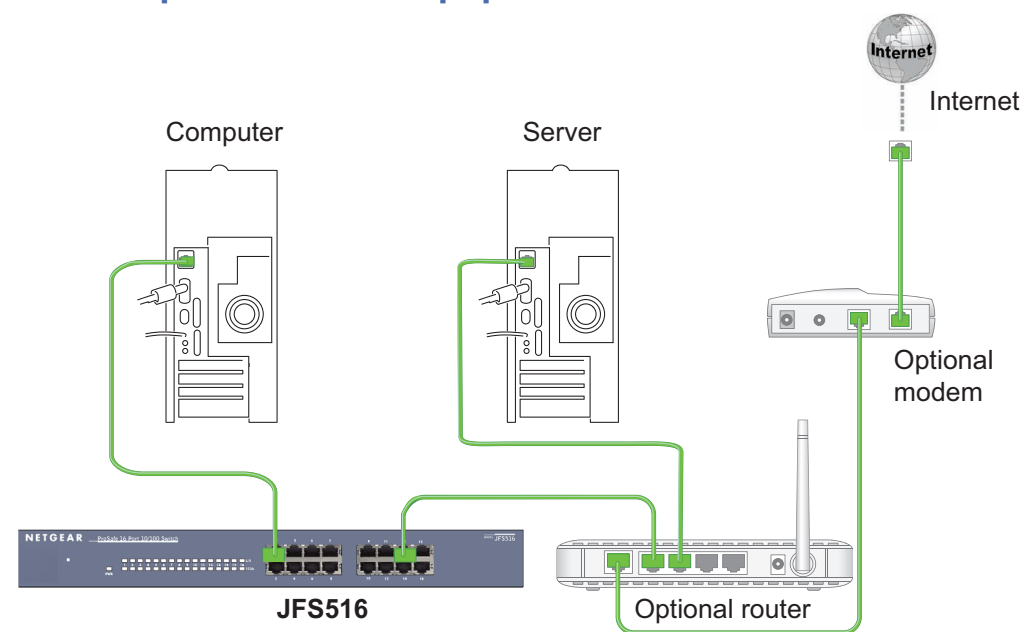
Installation Guide

Connect with Innovation™

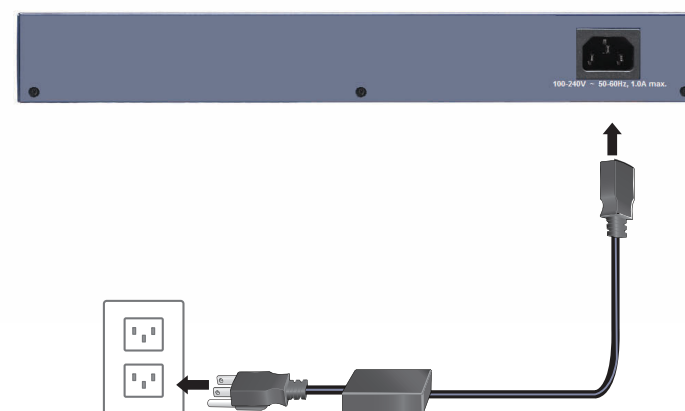
## ProSafe 16-Port Ethernet Switch JFS516




### Step 1. Connect equipment



### Step 2. Connect power



### Step 3. Check status



#### Power LED

- On
- Off

#### Port L/A LEDs

- Link
- Activity (blinking)
- No link (off)

#### Port 100M LEDs

- 100 Mbps
- 10 Mbps (off)

## Specifications

Specification	Description
Network interface	RJ-45 connector for 10BASE-T or 100BASE-TX
Network cable	Category 5 (Cat 5) or better Ethernet cable
Ports	16
AC power	100-240VAC 50-60Hz, 0.3A max
Power consumption	4.6W max
Weight	1.43 Kg (3.15 lbs)
Dimensions (W x D x H)	330 mm x 169 mm x 43 mm 13 in. x 6.65 in. x 1.7 in.
Operating temperature	0–40° C (32–104° F)
Operating humidity	90% relative humidity, noncondensing
Electromagnetic compliance	CE Class A, FCC Class A, VCCI Class A, C-Tick Class A, CCC
Safety agency approvals	CE, Commercial UL listed (UL 60950-1), CB, CCC



September 2012

For the complete EU Declaration of Conformity, visit [http://support.netgear.com/app/answers/detail/a\\_id/11621/](http://support.netgear.com/app/answers/detail/a_id/11621/).

**Statement of Conditions:** In the interest of improving internal design, operational function, and/or reliability, NETGEAR reserves the right to make changes to the products described in this document without notice. NETGEAR does not assume any liability that may occur due to the use or application of the product(s) or circuit layout(s) described herein.

## Technical Support

After installing your device, locate the serial number on the label of your product and use it to register your product at <https://my.netgear.com>.

You must register your product before you can use NETGEAR telephone support. NETGEAR recommends registering your product through the NETGEAR web site. For product updates and web support, visit <http://support.netgear.com>:



This symbol appears in accordance with the European Union Directive 2002/96 on the Waste Electrical and Electronic Equipment (the WEEE directive). If you dispose of this product in the European Union, treat and recycle it in accordance with your jurisdiction's laws that implement the WEEE directive.

NETGEAR, the NETGEAR logo, and Connect with Innovation are trademarks and/or registered trademarks of NETGEAR, Inc. and/or its subsidiaries in the United States and/or other countries. Information is subject to change without notice. Other brand and product names are registered trademarks or trademarks of their respective holders. © NETGEAR, Inc. All rights reserved. For indoor use only in all EU countries and Switzerland.

## Free Manuals Download Website

<http://myh66.com>

<http://usermanuals.us>

<http://www.somanuals.com>

<http://www.4manuals.cc>

<http://www.manual-lib.com>

<http://www.404manual.com>

<http://www.luxmanual.com>

<http://aubethermostatmanual.com>

Golf course search by state

<http://golfingnear.com>

Email search by domain

<http://emailbydomain.com>

Auto manuals search

<http://auto.somanuals.com>

TV manuals search

<http://tv.somanuals.com>