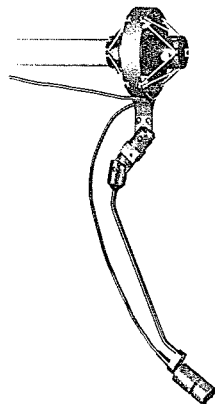


# KMF 4 i



KMF 4 i Condenser Microphone with remote amplifier

The KMF 4 i microphone consists of an amplifier unit and a miniature condenser microphone capsule with impedance converter connected by a cable.

This new capsule has a diameter of only 17 mm and may be located inconspicuously up to 5 m from its amplifier section.

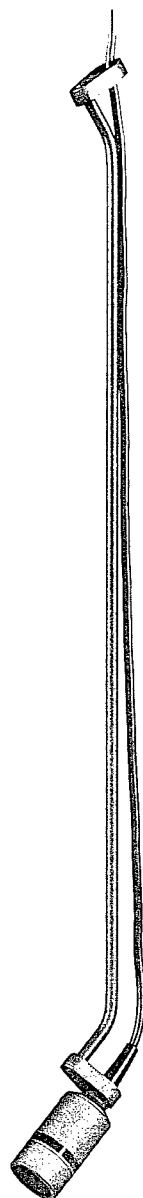
This creates new possibilities for the concealing of a studio quality condenser microphone for stage and television productions.

By contrast to other microphones of this size, the capsule used here is a cardioid, so that the distance from the sound source may be greater than it would be for a pressure transducer.

This microphone may be combined with the new, small MF 2 table stand and SG 8 connecting piece into a very attractive table top microphone. The elastic mounting, in this case, is built into the table stand. The same connecting piece also permits the microphone to be attached to a "Fish Pole", making use of the extremely small dimensions and a weight of only 20 g (0.7 oz).

The microphone may also be suspended from its own cable either vertically or tilted, using the MNV 8 suspension, making it easy to hide it in theatrical scenery.

The amplifier section is drawn from our fet 80<sup>®</sup> series and thus operates on a 48 volt phantom supply.




The thin, highly flexible cable from the capsule connects to the amplifier input Lemo jack.

The standard cable length is 1 meter (39"). Its diameter is 3 mm (1/8"). It may be extended by either 2.5 m (7.6 ft), or 5 m (15.2 ft) using the extensions LC 1/2.5 and LC 1/5 respectively.

The microphone is supplied only in dark matte finish.

The KMF 4 i microphone is equipped with a Switchcraft connector. On special order, for foreseeable future, it is also available equipped with a connector according to DIN 41 524 (e.g. Binder 09.0006.00.03), and then carries the designation KMF 4.




## Preliminary KMF 4 i Specifications

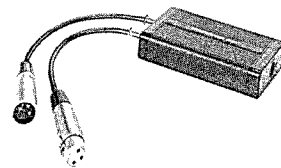
Acoustical operating principle	Pressure gradient transducer
Polar pattern	Cardioid
Frequency range	40 ... 20000 Hz
Sensitivity	14 mV/Pa
Source impedance	150 ohms
Minimum load impedance	750 ohms
S/N ratio according to DIN 45 590 (ref. level 1 Pa)	69 dB
Equivalent noise (weighted noise level according to DIN 45 590)	25 dB
A-weighted equivalent loudness level due to inherent noise (IEC 179)	17 dB
Max. SPL for 0.5% THD at 1 kHz with sensitivity reduction	130 dB $\pm$ 63 Pa 140 dB $\pm$ 200 Pa
Power supply (P 48, DIN 45 596)	48 V $\pm$ 4 V Phantompowering
Current consumption	0.9 mA
Minimum operating time on batteries	10 hours
Required cable connector	A3F Switchcraft
Weight	20 g
Dimensions	17 mm in diam., 38 mm long and 21 mm in diam., 132 mm long

Recommended Standard Accessories

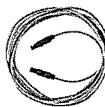
Power supply unit N 452 i \_\_\_\_\_



Battery supply BS 945 i \_\_\_\_\_



Cable without swivel mount 2.5 m long LC 1/2.5 \_\_\_\_\_



Cable without swivel mount 5 m long LC 1/5 \_\_\_\_\_

Floor stand M 31 (with SG 8) \_\_\_\_\_

Swivel mount SG 8 \_\_\_\_\_


Table stand MF 1 (with SG 8) or MF 2 (with SG 8) respectively \_\_\_\_\_



Microphone suspension MNV 8 \_\_\_\_\_



Windscreen WS 17 (included in microphone delivery) \_\_\_\_\_



## Free Manuals Download Website

<http://myh66.com>

<http://usermanuals.us>

<http://www.somanuals.com>

<http://www.4manuals.cc>

<http://www.manual-lib.com>

<http://www.404manual.com>

<http://www.luxmanual.com>

<http://aubethermostatmanual.com>

Golf course search by state

<http://golfingnear.com>

Email search by domain

<http://emailbydomain.com>

Auto manuals search

<http://auto.somanuals.com>

TV manuals search

<http://tv.somanuals.com>