



NEW HOLLAND TDD PLUS

TD60D Plus | TD70D Plus | TD80D Plus | TD90D Plus | TD95D Plus



COMMON SENSE TRACTORS WITH HEAD TURNING LOOKS



Series TDD Plus tractors match great looks with class leading ergonomics, low noise, excellent comfort, brilliant service access and superb all-round visibility. Take a look at the operating environment. Low effort suspended pedals are fitted, reducing noise coming up through the suspended floor platform. The Lift-O-Matic and hydraulic controls are positioned so they are easy to reach. The gear levers are shaped to make them easier to use. The PTO control is also more easy to operate without any button to push. No other tractor in its class can match the ergonomic excellence of a TDD Plus.

Then take a look at the specifications offered. Synchro Shuttle™ transmissions, with creep speeds, plus a choice of 2WD with 30kph or 4WD with 40kph transport speeds are available. Consider the design detail. The engine air filter and exhaust muffler are mounted under the single-piece engine hood to provide a clear view over the front of the tractor. The stylish cab features large glazed doors to make getting in and out easier and offer an excellent field of vision to the sides. There is even space for documents in a purpose made holder.

With Series TDD Plus tractors, beauty is more than skin deep.





MODERN STYLE, TRADITIONAL SIMPLICITY

New Holland Series TDD Plus tractors combine simple operation and maintenance with the benefits of modern comfort, attractive styling and a choice of features. The transmission covers all type of applications with the Synchro Shuttle™ 20x12 30 or 40kph, with the creeper option as standard. Series TDD Plus can be specified with 2WD or 4WD.



PROVEN EFFICIENCY

The rugged hydraulics are extremely efficient, offering best in class rear linkage lift capacity and proven features that include the Lift-O-Matic™ and Flexion Bar systems. Up to four rear and two mid-mount couplers can be specified.



TRACTORS TO MATCH YOUR NEEDS

The New Holland Series TDD Plus tractor range offers a choice of specification to meet the diverse needs of customers. A suspended, flat floor platform is standard on less cab models for improved levels of comfort and reduced vibration.

The cabbed models offer an excellent field of vision and class leading levels of comfort. Air conditioning is standard.

CAB. PUTTING THE OPERATOR IN COMFORTABLE CONTROL



New Holland puts operator comfort high on its list of design priorities. The control levers have comfortable, hand-friendly grips. The features that are used frequently, such as Lift-O-Matic, are positioned so they are easy to reach. The flat floor is mounted on isolation blocks and the foot pedals are suspended; two features that combine to reduce heat, noise and vibration penetrating the operating area. A high quality seat, that adjusts quickly and easily to suit all sizes and weights of operator, comes as standard. Then there is the excellent visibility to the sides, front and rear.

With TDD Plus, First Class accommodation comes as standard.





EVERY CONTROL WITHIN EASY REACH

It does not take long to become familiar with the control layout of TDD Plus tractors. Every function, from the PTO and gear levers to the rear linkage and Lift-O-Matic controls, are positioned in a logical and easy to reach position. Within a short space of time, operators new to a TDD Plus tractor will work with familiar ease. Of equal importance, New Holland quality ensures everything moves with well oiled precision.

A CABBED TRACTOR WITH LESS-CAB VISIBILITY

Series TDD Plus cabbed tractors benefit from a modern stylish cab with fully glazed doors and opening curved rear side windows. By combining narrow pillars with a large glazed area, the cab offers an excellent all-round field of vision. Air conditioning is standard.

LESS-CAB VERSATILITY

Less cab models are specified with a sun canopy. Designed to deflect direct sunlight, heat and noise from the operator, the canopy can be removed when access to low buildings is necessary.

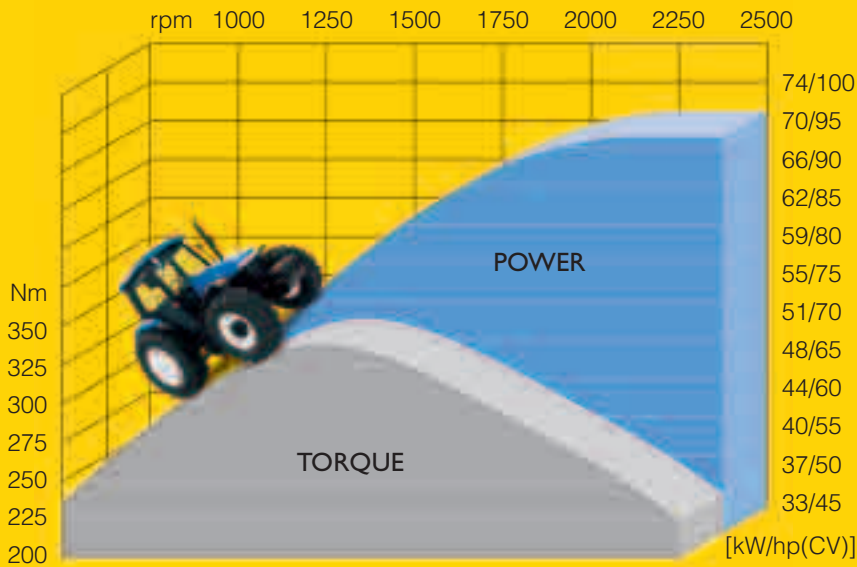


ENGINE. MODERN AND ECONOMICAL ENGINES

Specifically developed for agriculture by New Holland, the 2.9 litre three-cylinder and 3.9 litre four-cylinder engines powering Series TDD Plus tractors are all new designs and can utilise biodiesel fuel B20 (EN12214 standard). Smooth, quiet and compliant with Tier II emission regulations, these engines offer excellent power and torque characteristics.

Low fuel consumption and long service intervals help reduce whole life operating costs.





POWER AND TORQUE FOR VERSATILE PERFORMANCE

With maximum power developed at 2500rpm and torque reserves as high as 33%, Series TDD Plus tractors are extremely versatile. For demanding draft and PTO applications, there is always power in reserve.

LOW LEVEL FUEL FILLING

Series TDD Plus tractors are more than just good looking. Advanced features include a low level fuel tank that is easily filled. The tank has sufficient capacity for a full working day, even in the most demanding applications.

EASY SERVICING

Daily maintenance and routine servicing are easier on Series TDD Plus. The narrow engine hood opens on gas struts to provide full engine access. All service filters are easy to reach and change. Looking after a TDD Plus tractor takes less time for lower whole life costs.



TRANSMISSION. EFFICIENT, EASY TO USE AND VERSATILE.

Developed around proven transmission, hydraulic and axle modules, TDD tractors offer proven dependability. Matched to modern manufacturing, all components benefit from exacting quality control at each production stage. This ensures every part of a TDD tractor has to pass stringent tests before it is built into the tractor.

Specified with a Synchro Shuttle™ transmission with matched forward and reverse speeds and additional creep speeds. Low power loss through the transmission is a key New Holland feature. This is achieved by careful design, reducing the number of gears that are engaged to produce a given operating speed. For durability, the constant mesh gears are helically cut. This feature helps reduce noise and vibration and is a key feature in ensuring maximum durability. The standard transmission features at 30kph transport ratio. Where local conditions allow, a 40kph transmission is available (Standard with 4WD Cab Units).



THE RIGHT SPEED FOR THE JOB

The Synchro Command™ transmission has three ranges of four speeds plus two creeper ranges.

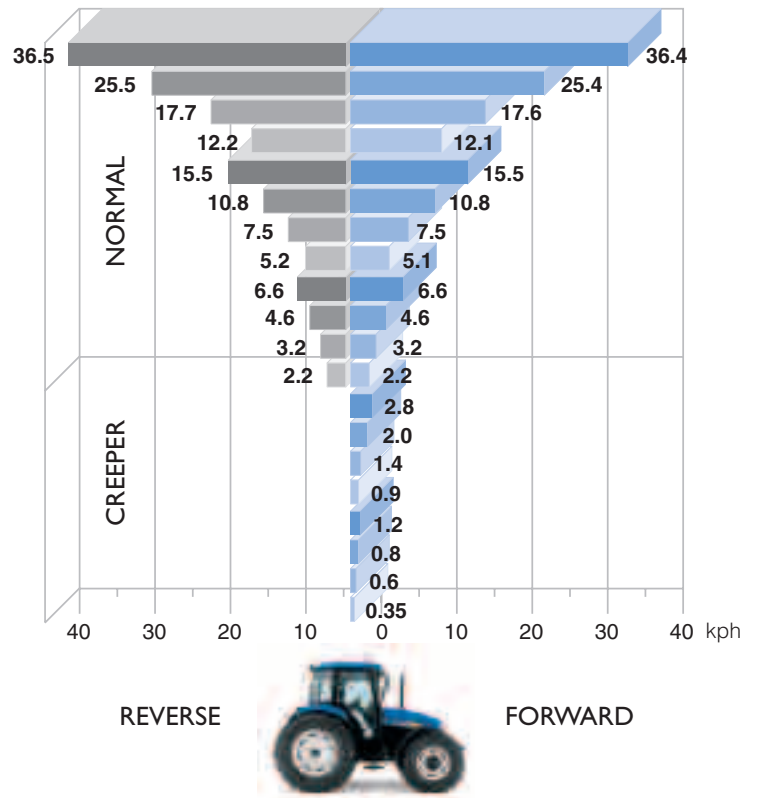
The transmission design enables the operator to select a working ratio and then choose the right speed to match the job. If conditions change, the overlap between the speeds enables a different gear to be selected within the same ratio. Up to eight gears can be selected in the main working speeds between 4 - 12kph.





MATCHED FORWARD AND REVERSE SPEEDS

The 12x12 Synchro Shuttle™ transmission features a synchromesh reverse lever. Changing direction is fast and easy, with matched forward and reverse speeds. This enables turns to be made faster at the end of the field or when working with a front loader.



CREEP SPEEDS AS LOW AS 250m/h

For low speed work, a 20x12 creeper transmission is standard. This increases the choice of forward ratios to suit the work in hand. A key Series TDD Plus feature is ease of operation. Selecting a low speed ratio is simple, enabling the operator to select the right speed quickly and easily.



HYDRAULICS AND PTO. SIMPLY THE BEST

Series TDD Plus offer easy to use performance. The powerful hydraulic system is simple to operate, with the linkage levers and colour coded remote valve levers mounted within easy reach of the operator. The fully independent PTO has a choice of operating speeds. Standard features include Lift-O-Matic™ rear linkage management system and a choice of up to four rear and two mid-mount remote valves.





PROVEN LINKAGE CONTROL

All Series TDD Plus tractors feature New Holland's proven Flexion Bar™ lower link draft sensing. The system is simple to operate.

It incorporates the Lift-O-Matic™ rear linkage control, which can be set by the operator to raise and lower an implement to pre-set heights via a single control, as standard. This reduces the number of operations that need to be made when turning at the end of the field and also ensures preset lift and lower heights are maintained.



EFFICIENT AND EASY TO USE

TDD tractors have a direct drive PTO system. This reduces power losses and the number of wearing parts within the transmission.

Operated by a simple hand lever, the PTO clutch allows the operator to feed power to a driven implement gradually. This reduces wear and tear.

PTO speeds available include ground speed, 540/540E or 540/1000rpm.



MORE FLOW, GREATER CONTROL

All TDD models have independent power steering and hydraulic service pumps. This ensures full hydraulic power is always available especially for demanding applications such as front end loader work.

TRACTION. SLIGHT AND MANOEUVRABLE, TOUGH AND DEPENDABLE

Light and manoeuvrable, Series TDD Plus tractors are well suited to applications such as baling and spraying. Models with 4WD also benefit from excellent traction.

In adverse conditions, power can be directed to all wheels for optimum traction.



FOUR WHEEL DRIVE FOR FIELD AND TRANSPORT

Four wheel drive models feature a high clearance, central differential front axle. Two steering cylinders and an extremely robust tracking rod are standard. This ensures the front wheels retain their alignment, even when operating in harsh environments. These heavy-duty front axles with double steering rams have been specially designed to withstand the stresses of front loader applications. Front brakes are standard on 4WD models.



BEST TRACTION FOR OPTIMUM PERFORMANCE

In adverse conditions, the rear axle differential can be fully locked by the operator. The front differential lock is an automatic version, which engages and disengages automatically.

EXCELLENT WEIGHT DISTRIBUTION

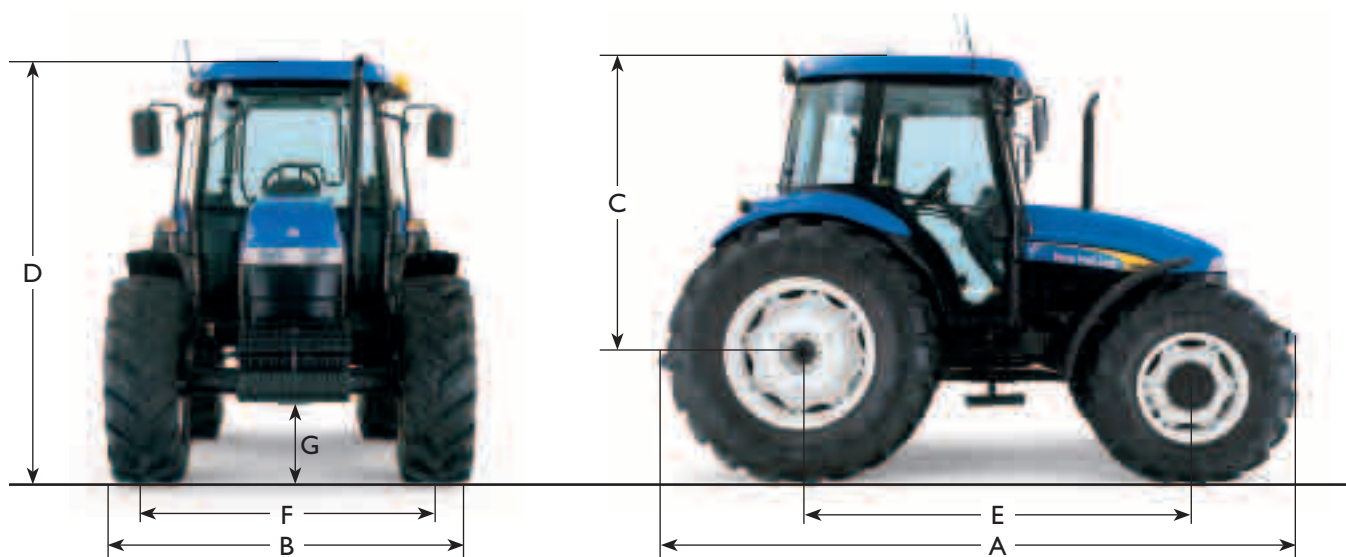
New Holland expertise in tractor design ensures the overall weight of a Series TDD Plus tractor is evenly distributed between the front and rear axles. For light tillage and operations such as baling, the tractor causes minimum soil compaction. In draft work, a combination of excellent traction, precise rear linkage control and excellent balance ensure optimum productivity.

MODELS	TD60D Plus	TD70D Plus	TD80DPlus	TD90D Plus	TD95D Plus
Engine*					
No. of cylinders / aspiration / emission level	3 / naturally / Tier II	3 / turbocharged / Tier II	4 / naturally / Tier II	4 / turbocharged / Tier II	4 / turbocharged / Tier II
Capacity (cm ³)	2930	2930	3908	3908	3908
Bore x stroke (mm)	104x115	104x115	104x115	104x115	104x115
Rated engine power ISO TR14396 – 2000/25/EC [kW/hp(cv)]	59 / 43,5	69 / 50,5	58.5 / 80	65.5 / 89	69 / 94
Rated engine speed (rpm)	2500	2500	2500	2500	2500
Max. torque at 1500rpm (Nm)	206	255	279	320	337
Torque rise (%)	32	38	30	33	33
Fuel tank capacity (l)	92L	92L	92	92	92
Synchro Shuttle™ transmission - 30kph					
Number of gears / with creeper (F - R)	20x12	20x12	20x12	20x12	20x12
Speed range / with creeper (kph)	0.25 - 30	0.25 - 30	0.25-30	0.25-30	0.25-30
Synchro Shuttle™ transmission - 40kph					
Number of gears / with creeper (F - R)	20x12	20x12	20x12	20x12	20x12
Speed range / with creeper (kph)	0.35-40	0.35-40	0.35-40	0.35-40	0.35-40
Axles					
2WD front axle	○	○	○	○	○
4WD front axle	●	●	●	●	●
Hydraulics					
Flexion Bar™ lower link draft sensing	●	●	●	●	●
Rear linkage category	II	II	II	II	II
Mechanical lift with Lift-O-Matic™	●	●	●	●	●
Position, draft, mixed and float controls	●	●	●	●	●
Main Pump flow - MegaFlow™ (lpm)	52	52	52	52	52
Steering pump flow (lpm)	26.5	26.5	26.5	26.5	26.5
Remote valves					
Max. number	4	4	4	4	4
Mid mount couplers	○	○	○	○	○
Linkage					
Maximum lift capacity at ball ends with arms horizontal (kg)	3000	3000	3565	3565	3565
Continuous lift capacity through the range (610mm behind bar ends) (kg)	2245	2245	2700	2700	2700
PTO					
Engine speed at:					
540rpm (rpm)	2200	2200	2200	2200	2200
540 Economy rpm (rpm)	1715	1715	1715	1715	1715
1000rpm (optional) (rpm)	2380	2380	2380	2380	2380
PTO activation	mechanical	mechanical	mechanical	mechanical	mechanical
Cab					
Comfort driver seat	●	●	●	●	●
Air re-circulation filters	●	●	●	●	●
Turnaround diameter at narrowest track setting					
Turn angle (°)	50	50	50	50	50
Min. turn radius (mm)	3800	3800	4100	4100	4100

MODELS		TD60D Plus	TD70D Plus	TD80DPlus	TD90D Plus	TD95D Plus
Dimensions**						
A Overall length 2WD / 4WD	(mm)	3933 / 3933	3933 / 3933	4032 / 3976	4032 / 3976	4115 / 4059
B Minimum width	(mm)	1808	1808	1808	1808	1808
C Height at centre of rear axle to top of Cab / ROPS	(mm)	1875 / 1896	1875 / 1896	1878 / 1896	1878 / 1896	1878 / 1896
D Total height Cab / ROPS	(mm)	2550 / 2570	2550 / 2570	2540 / 2558	2566 / 2584	2618 / 2636
E Wheelbase 2WD / 4WD		2175 / 2119	2175 / 2119	2305 / 2249	2305 / 2249	2388 / 2332
F Track width						
Front 2WD	(mm)	1410 - 1910	1410 - 1910	1410 - 1910	1410 - 1910	1410 - 1910
Front 4WD	(mm)	1445 - 1875	1445 - 1875	1550 - 1980	1550 - 1980	1550 - 1980
Rear Min. / Max. (all axle types)	(mm)	1425 - 1925	1425 - 1925	1420 - 2025	1420 - 2025	1420 - 2025
G Ground clearance under drawbar 2WD / 4WD	(mm)	285 / 292	285 / 292	285 / 292	346 / 333	390 / 375
Weights**						
Minimum weight cab 2WD / 4WD	(kg)	2840 / 3080	2840 / 3080	3170 / 3600	3170 / 3600	3340 / 3770
Minimum weight ROPS 2WD / 4WD	(kg)	2650 / 2920	2650 / 2920	2940 / 3420	2940 / 3420	3150 / 3580
Max. permissible weight on the front axle 2WD / 4WD	(kg)	2400 / 2650	2400 / 2650	2000 / 2800	2000 / 2800	2000 / 2800
Max. permissible weight on the rear axle	(kg)	4000	4000	4000	4000	4000

* New Holland Engine developed by FPT - Fiat Powertrain Technologies ** National restrictions apply.

● Standard ○ Optional at extra cost – Not available



NEW HOLLAND. A REAL SPECIALIST IN YOUR AGRICULTURAL BUSINESS.



AT YOUR OWN DEALER



YOUR SUCCESS - OUR SPECIALTY

Visit our web site at: www.newholland.com - tel: **+61 2 9673 7777**
31-53 Kurrajong Road, St Marys NSW 2760



Safety begins with a thorough understanding of the equipment. Always make sure you and your operators read the Operator's Manual before using the equipment. Pay close attention to all safety and operating decals and never operate machinery without all shields, protective devices and structures in place.

The data indicated in this folder are approximate. The models described here can be subjected to modifications without any notice by the manufacturer. The drawings and photos may refer to equipment that is either optional or intended for other countries. Please apply to our Sales Network for any further information. Published by New Holland Brand Communications. Bts Adv. - Printed in Australia - TDD Plus 05/09

Free Manuals Download Website

<http://myh66.com>

<http://usermanuals.us>

<http://www.somanuals.com>

<http://www.4manuals.cc>

<http://www.manual-lib.com>

<http://www.404manual.com>

<http://www.luxmanual.com>

<http://aubethermostatmanual.com>

Golf course search by state

<http://golfingnear.com>

Email search by domain

<http://emailbydomain.com>

Auto manuals search

<http://auto.somanuals.com>

TV manuals search

<http://tv.somanuals.com>