

Thank you for downloading Capture NX 2 version 2.2.5, which offers the following new features not described in the manual.

Picture Controls RAW

Available Picture Controls

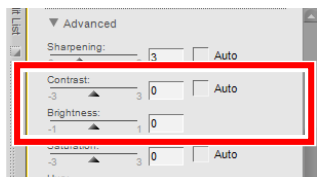
The **D2XMODE1**, **D2XMODE2**, and **D2XMODE3** Picture Controls (*User's Manual*, pg. 131) are not displayed in the menus and can not be selected if:

- The current photograph was taken with the D3100
- **Always use the latest Color Reproduction Process** is selected in the Picture Control Utility preferences dialog
- The current image is in the NRW RAW format

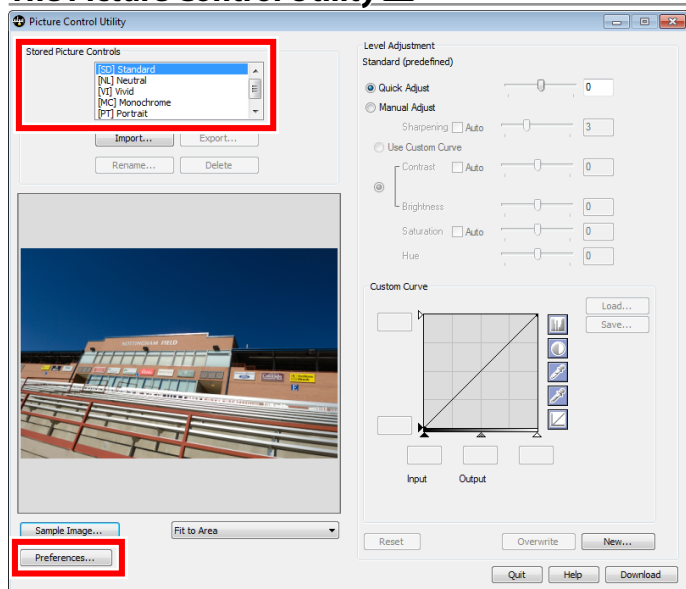
Advanced

Contrast and **Brightness** (*User's Manual*, pg. 132) can be adjusted when Active D-Lighting is in effect if:

- The current photograph was taken with the D3100
- **Always use the latest Color Reproduction Process** is selected in the Picture Control Utility preferences dialog



The Picture Control Utility RAW



Preset Picture Controls

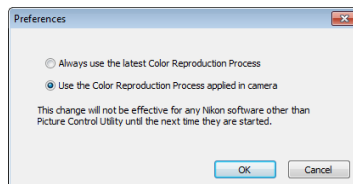
The **Stored Picture Controls** contains the following six preset Picture Controls:

[SD] Standard	Standard processing for balanced results. Recommended for most situations.
[NL] Neutral	Minimal processing for natural results. Choose for photographs that will later be extensively processed or retouched.
[VI] Vivid	Photographs are enhanced for a vivid, photoprint effect. Choose for photographs that emphasize primary colors.
[MC] Monochrome	Take monochrome photographs.
[PT] Portrait	Process portraits for skin with natural texture and a rounded feel.
[LS] Landscape	Produces vibrant landscapes and cityscapes.

Preferences

The Picture Control Utility now contains a **Preferences** button. Clicking the **Preferences** button displays the following options:

Always use the latest Color Reproduction Process	Process colors using the Picture Controls for the latest Nikon cameras.
Use the Color Reproduction Process applied in camera	Process colors using the Picture Controls for the Nikon camera that took the photo.



Select **Always use the latest Color Reproduction Process** to use advanced color processing for improved color reproduction with images taken with cameras that use earlier versions of these color processing algorithms. This option does not apply to RAW images in NRW format.

☑ "Always use the Latest Color Reproduction Process"

When **Always use the latest Color Reproduction Process** is selected, the colors in the thumbnails for images taken with cameras that use earlier versions will differ markedly from the colors in the actual image, and Custom Picture Controls based on the **D2XMODE1**, **D2XMODE2**, and **D2XMODE3** Picture Controls will not appear in the Stored Picture Controls.

☑ Color Reproduction Process

"Color reproduction process" refers to the algorithms that Nikon uses to display color.

☑ Other Nikon Software

Updating Capture NX 2 to version 2.5.5 updates the Picture Control Utility for ViewNX version 1.x and Capture NX version 1.3.x to the latest version.

Free Manuals Download Website

<http://myh66.com>

<http://usermanuals.us>

<http://www.somanuals.com>

<http://www.4manuals.cc>

<http://www.manual-lib.com>

<http://www.404manual.com>

<http://www.luxmanual.com>

<http://aubethermostatmanual.com>

Golf course search by state

<http://golfingnear.com>

Email search by domain

<http://emailbydomain.com>

Auto manuals search

<http://auto.somanuals.com>

TV manuals search

<http://tv.somanuals.com>