



At the heart of the image

Approved Memory Cards

The following cards have been tested and approved for use in the camera. Cards with class 6 or faster write speeds are recommended for movie recording. Recording may end unexpectedly when cards with slower write speeds are used.

	SD cards	SDHC cards*2	SDXC cards*3
SanDisk	2GB *1	4GB, 8GB, 16GB, 32GB	64GB
Toshiba			48GB, 64GB
Panasonic			
Lexar Media	—	4GB, 8GB, 16GB	—
		Platinum II	
		Professional	
		Full-HD Video	

*1 Check that any card readers or other devices with which the card will be used support 2GB cards.

*2 Check that any card readers or other devices with which the card will be used are SDHC-compliant. The camera supports UHS-1.

*3 Check that any card readers or other devices with which the card will be used are SDXC-compliant. The camera supports UHS-1.



•HDMI, the HDMI logo and High-Definition Multimedia Interface are trademarks or registered trademarks of HDMI Licensing LLC. •Google Maps is a trademark of Google Inc. •The SD, SDHC and SDXC logos are trademarks of the SD Card Association. •QuickTime and the QuickTime Logo are trademarks or registered trademarks of Apple Inc. in the United States and/or other countries. •Eye-Fi is a registered trademark of Eye-Fi Inc. •Products and brand names are trademarks or registered trademarks of their respective companies. •Nikon symbol is a registered trademark of Nikon Corporation in Japan and the USA. •Images in viewfinders, on LCDs and monitors shown in this brochure are simulated.

Specifications and equipment are subject to change without any notice or obligation on the part of the manufacturer. January 2013
©2013 Nikon Corporation



WARNING

TO ENSURE CORRECT USAGE, READ MANUALS CAREFULLY BEFORE USING YOUR EQUIPMENT. SOME DOCUMENTATION IS SUPPLIED ON CD-ROM ONLY.



NIKON CORPORATION Shin-Yurakucho Bldg., 12-1, Yurakucho 1-chome, Chiyoda-ku, Tokyo 100-8331, Japan www.nikon.com
Nikon Imaging Japan Inc. 4-1, Shibaura 3-chome, Minato-ku, Tokyo 108-0023, Japan www.nikon-image.com

Code No. 6CE13010(1301/A)H

En

Download from Www.Somanuals.com. All Manuals Search And Download.



DON'T MISS THE SPECIAL MOMENTS IN A MOMENT

THE NIKON 1 IS A CAMERA
THAT LETS YOU MORE FLEXIBLY MANIPULATE BOTH
"LIGHT" AND "TIME".

THIS NEW IMAGE TAKING EXPERIENCE
OPERATES BETWEEN THE BOUNDARIES OF STILL
AND MOVING IMAGES TO HELP YOU REDUCE
"MISSED SHOTS" BY GIVING YOU A GREAT
SELECTION OF MOMENTS TO CHOOSE FROM.

THE NIKON 1 IS MORE THAN A DIGITAL CAMERA.

IT IS A DIGITAL IMAGING SYSTEM.
THIS IS WHERE THE FUTURE OF
PHOTOGRAPHY AND
COMMUNICATION BEGINS.

Nikon 1

New
Nikon 1 J3



Nikon 1 J2



New
Nikon 1 S1



New
Nikon 1 V2



Nikon 1 V1



More choice. More color to life.





High-speed continuous shooting

● Exposure: M mode, 1/200 sec., f/8 ● White balance: Auto ● Sensitivity: ISO 100 ● Picture control: Standard

Nikon 1 S1 +
1 NIKKOR VR 10-30mm f/3.5-5.6



Download from www.Somanuals.com. All Manuals Search And Download.



High-speed continuous shooting

● Exposure: M mode, 1/800 sec., f/5.6 ● White balance: Auto ● Sensitivity: ISO 160 ● Picture control: Standard

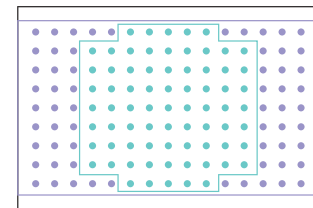
Nikon 1 J3 +
1 NIKKOR VR 10-100mm f/4-5.6



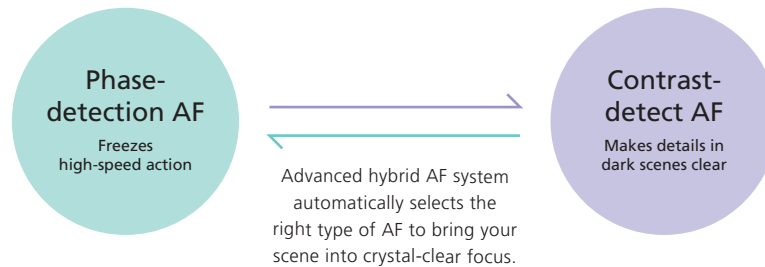
Fast action scenes? The clear answer is Nikon 1's super high-speed autofocus.

Advanced hybrid AF system

By automatically selecting between two types of AF, your Nikon 1 always prepares you to capture the perfect moment, even in many difficult-to-shoot situations. When you shoot sports and other fast-action scenes, *phase-detection AF* comes into play. With its wide coverage of 73 autofocus points, the Nikon 1 quickly tracks, brings into focus, and captures very fast-moving subjects. When you shoot in dimly lit areas, *contrast-detect AF* automatically switches on to reveal subtle details in the scene.



- Area covered by phase-detection AF + contrast-detect AF (73 AF points)
- Area covered by contrast-detect AF (135 AF points)



15 sharp autofocused images from 1 second of action!

High-speed continuous shooting

When faced with a moving subject, rely on your Nikon 1's continuous shooting mode to deliver both high speed and sharp images. If the subject is in motion—think of children running—the phase-detection AF works in tandem with continuous shooting mode, tracking the movement and keeping the subject in focus. The moment you press the shutter-release button the camera captures razor-sharp images at 15 frames per second (fps). Continuous shooting mode can shoot even faster when your subject is stationary (imagine a golfer's swing). In this case, you can set the camera to shoot at up to 60 fps!

Maximum number of pictures in high-speed continuous shooting mode:
 J3: approx. 22 at 15 fps, and 20 at 60 fps
 J2: approx. 13 at 10 fps, and 12 at 60 fps
 S1: approx. 15 at 15 fps and 60 fps
 V2: approx. 45 at 15 fps, and 40 at 60 fps
 V1: approx. 34 at 10 fps, and 30 at 60 fps
 (based on Nikon performance tests)



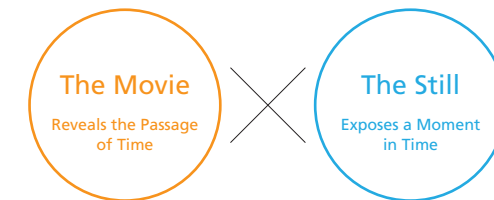
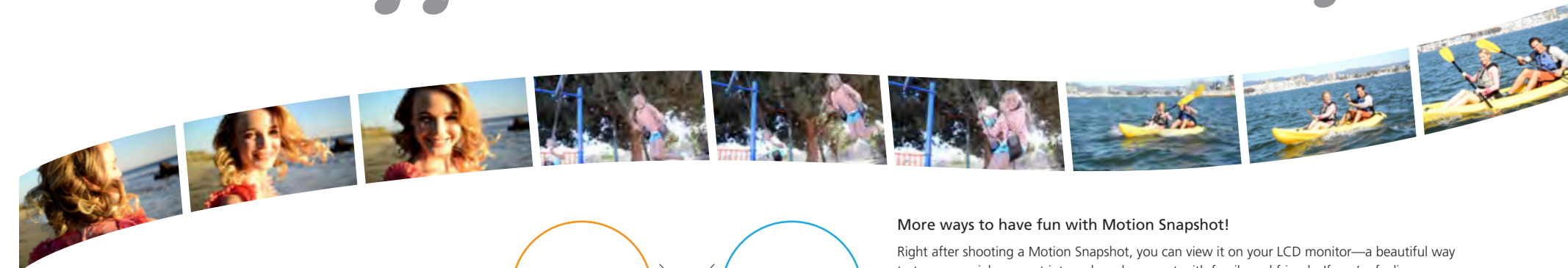
Turn the beauty of a still image into a moving memory.

Motion Snapshot

Motion Snapshot gives everyday snapshots a newfound feeling of drama by combining a still image with a few seconds of slow-motion movie.* Creating one of these movies is as effortless as snapping a picture—no editing required†. Each Motion Snapshot is combined with music, turning it into a transcendent memory you will treasure over the years.

For even more dramatic power, link and share a sequence of several Motion Snapshots to tell your story!

* 4 seconds on J3, S1 and V2; 2.5 seconds on J2 and V1
 † On J2 and V1, data must be transferred to ViewNX 2 to combine the movie and still image.



More ways to have fun with Motion Snapshot!

Right after shooting a Motion Snapshot, you can view it on your LCD monitor—a beautiful way to turn a special moment into a shared moment with family and friends. If you're feeling creative, just upload your Motion Snapshots to the handy Short Movie Creator software. Then, you can switch the music to one of your favorite songs, or make a one-of-a-kind movie by combining Motion Snapshots, still images, and Full HD movies.*

* 720p resolution on S1

>> For more information, please visit

<http://imaging.nikon.com/lineup/acil/bodies/j3/features02.htm>

Locate your best shot with slow-motion search.

Slow view J3 S1 V2

When faced with a tricky fast-motion scene like a skateboarder lifting off, how do you pick just the right moment to shoot? Try *slow view*. When you half-press the shutter-release button, your Nikon 1 shoots continuously, capturing as many as 40* frames in a few seconds. On the LCD monitor† you'll see the action occurring in slow motion. Once you see an image you like, just fully depress the shutter-release button—the precise moment is yours!

*J3 records 20 frames; S1: 15 frames; and V2: 40 frames
† On V2, the electronic viewfinder also displays the action.



All frames are played back in a continuous slow-motion loop.



At any time you can choose the best image to save.

>> For more information, please visit
<http://imaging.nikon.com/lineup/acil/bodies/j3/features02.htm>

View and try out effects before you shoot.

Live image control J3 S1 V2

Use *live image control* to see how different effects look before you shoot. It's easy. Each time you adjust contrast, background blur, brightness, or shutter speed, the results are displayed on the LCD monitor.* When you see an effect you like, just shoot. Live image control turns you into a more creative photographer by making photographic effects easier to see and understand.

Note: Continuous shooting is not available and a flash cannot be used when live image control is in effect.
*On V2, the electronic viewfinder also displays the effects.

Motion control

Create a sense of movement by blurring a moving object, or capture a moving object clearly by "freezing" it.



Brightness control

Use this feature to make your pictures brighter or darker.



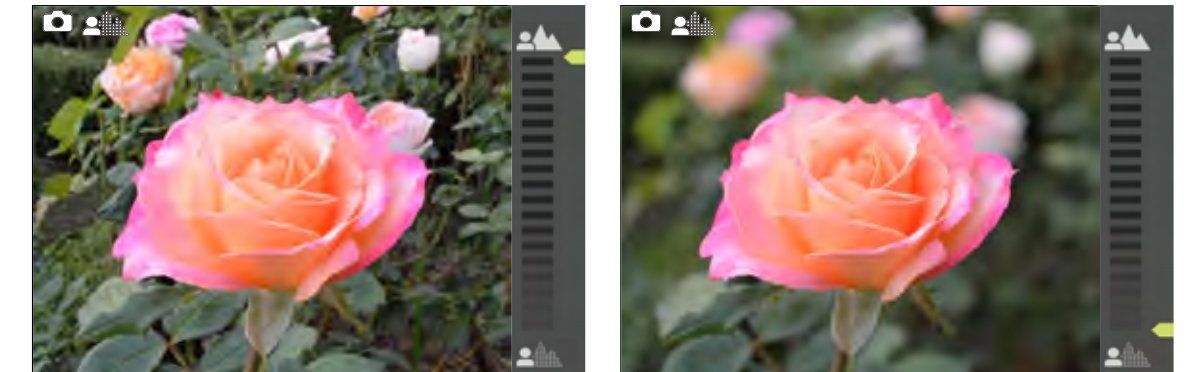
Active D-Lighting

Preserves details in highlights and shadows in high-contrast scenes.



Background softening

Makes a subject stand out, or brings both the background and foreground into focus.



What if the perfect moment happens just after you press the shutter? No worries!



Subject blinks



Falling out of frame

Smart Photo Selector

Switch on Smart Photo Selector: your Nikon 1 will start shooting as soon as you half-press the shutter-release button and it will continue shooting for a few moments after you release the button. In this mode, your camera records up to 20* frames and then automatically selects either your 5 best shots or No. 1 best shot—your choice—to save.† The result? No more worries about missing a great shot due to the subject blinking or falling out of frame, or your hand shaking.

* S1 captures 15 frames

† You select either "5 shots" or "1 shot" through a setting; J2 and V1 save the 5 best shots only.


Images are recorded before and after you engage the shutter-release button




Nikon 1 selects your best shot(s) to save



Out of frame



Eye blink



Hand shake

Magnificent movies. Stunning still images. Capture both at the same time.

HD movies with advanced movie mode

With the Nikon 1, you can shoot Full HD movies easily and creatively. And while shooting a movie, you can capture a high-resolution still image any time by pressing the shutter-release button—your movie will continue to record seamlessly.

Movie shooting is possible in all modes except Motion Snapshot and best moment capture. And in advanced movie mode,* you can shoot Full HD movies in any exposure mode—programmed auto, shutter-priority auto, aperture-priority auto, or manual. That enables you, for instance, to set minimum aperture and get shallow depth of field, which is ideal for capturing the emotion in events such as weddings. You can even shoot Full HD movies at the high shutter speed of 1/1,000—fast enough to freeze droplets in the spray from a waterfall. And while shooting the movie, you can capture stills that will be just as sharp.


Once you start using different exposure modes for movies, your imagination will soar. After you've shot your scenes, combine them to make an original movie using Short Movie Creator or Nikon Movie Editor software.

*Advanced movie mode available on J3, S1 and V2.

>> For more information, please visit

<http://imaging.nikon.com/lineup/acil/bodies/j3/features04.htm>

Movie recording



Still image


1/1,000 sec.



Capture a time lapse of an extraordinary moment and see the magic inside.

Slow motion

Use *slow motion* to look inside a high-speed scene and see much more than your eye can catch alone. This powerful Nikon 1 feature captures up to 3 seconds of action (2.5 seconds with the S1) at either 400 or 1,200 fps, and plays it back at approximately 30 fps. The resulting slow-motion scene reveals new perspectives on everything from sports to wildlife to kids at play. The only limit is your imagination.



A highly recommended lens for shooting movies

1 NIKKOR VR 10-100mm f/4.5-5.6 PD-ZOOM

This high-performance 10x zoom lens is ideal for shooting movies. First, the wide zoom range opens the door to scenes with a variety of close ups and perspectives. Auto zoom capability allows you to shoot with greater ease. Perhaps most importantly, the lens is motor driven so it's super quiet.



Easy-to-select modes let you explore new ways of self-expression.

Creative mode J3 J2 S1

Bring an original artistic touch to your photographs using the special modes on these pages. It's easy. All the work is in your imagination.

Easy panorama



Use this feature to shoot beautiful panoramas. Capture majestic mountain ranges and stunning city skylines in all their glory. When you shoot with a wide-angle lens, the panoramic effect is further enhanced. (Easy panorama not available on S1)

Selective color



For unique dramatic effect, color part of a scene in your photo and make the remainder monochrome.

Backlighting



With HDR (High Dynamic Range), your Nikon 1 merges images captured at different exposures to render a well-balanced, natural picture rich in tonality.

Soft



This special filter effect produces beautiful, soft portrait-style images. It has the power to bring out the delicate shimmer of radiant sunshine.

Exposure mode (P/S/A/M)

P: Programmed auto

The camera automatically sets shutter speed and aperture to give you optimal results.

S: Shutter-priority auto

Set shutter speed to your preference and let the camera select the optimum aperture. Ideal for creating a sense of movement and blurring action.

A: Aperture-priority auto

By controlling depth of field, you can produce beautiful background blur while keeping your subject in sharp focus, shoot in low light, and much more.

M: Manual

Manually set both aperture and shutter speed to get the results you want.

Miniature effect



For photos out of the ordinary, give familiar scenery the look of a world of toys. Just position your subject at the center of the frame and shoot as usual to create a diorama-like image.

Night portrait



For gorgeous nighttime portraits, the Nikon 1 captures your flash-lit subject and the dark background separately and then beautifully renders them together.

Night landscape




Even when shooting without a tripod, you can get dramatic images of illuminated nightscapes. Just fully press the shutter-release button and the Nikon 1 will shoot continuously and then automatically merge the images to produce a photograph with minimal blur and noise.

You're free to take control, or give control to the Nikon 1.

Picture Control

Give your photos your own unique touch. Picture Control allows you to produce particular effects—for example, making your pictures more vivid, portrait-style, or monochrome. Altogether there are 6 settings—standard, neutral, vivid, monochrome, portrait, and landscape.



Vivid

Portrait

Auto mode*

This smart Nikon 1 feature frees you from complicated operations, allowing you to concentrate on getting your best shot. For example, the camera automatically detects whether a scene is a portrait, landscape, night portrait, night landscape,† close up, or other and selects the setting that will give you optimal results.



Portrait

Close up

Landscape

Night portrait

Night landscape†


Auto

* Feature called "Auto photo mode" on the J2 and "Scene auto selector" on the V1
† Night landscape available on J3, S1 and V2 only

Minimal is so much more.

Small, sophisticated, and powerful, the Nikon 1 is redefining the way photographers think about an “advanced” camera. It features a *minimalist* design approach: a compact body, lightweight lenses, and streamlined controls that produce an elegant interface. Yet, its highly advanced technology delivers high-speed performance, stunning image quality, and increased versatility. Optimum balance is the new paradigm. Aiming to bring speed, image quality, and camera size into precise alignment, Nikon redesigned the CMOS image sensor and image-processing engine especially for the Nikon 1. With each successive model, Nikon has continued to improve these core technologies. Moreover, the camera features an original mount system that further minimizes size and weight by accommodating an exclusive series of lightweight lenses—1 NIKKOR. Nikon 1 advantages range from astounding AF speed to powerful creativity-enhancing features, all of which encourage spontaneous use and more pleasure in photography.

Super high-speed AF CMOS image sensor



With 14.2 effective megapixels and an ISO sensitivity from 160 to 6400, Nikon 1's CX-format CMOS image sensor renders high-resolution images—even those shot under very low light. Incorporating Nikon 1's advanced hybrid AF system, this image sensor achieves exceptionally fast and accurate autofocus.

Note: J3 and V2 sensor pictured above; S1, J2 and V1 equipped with 10.1 megapixel sensor.

EXPEED 3A

Nikon 1 is equipped with different high-performance image-processing engines. Together they enable the camera's outstanding combination of high speed and high image quality.



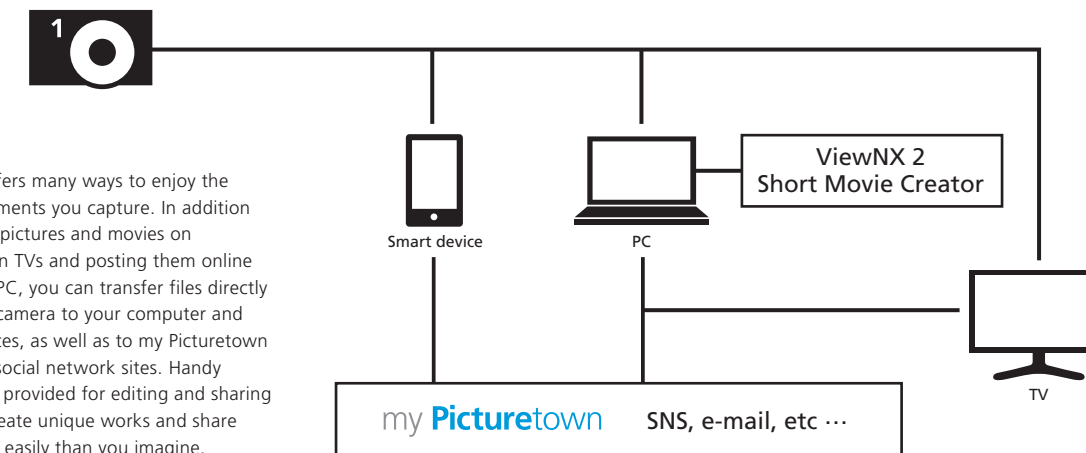
Note: J3, S1 and V2 equipped with EXPEED 3A image-processing engine; J2 and V1 have EXPEED 3.

1 mount with Interchangeable Lenses

Designed exclusively for the Nikon 1, the new lens mount system supports the wide range of dedicated 1 NIKKOR lenses. The new mount and lightweight lenses, which deliver superior optimal performance for shooting both stills and movies, are central to the Nikon 1 *minimalist* design.



The shot is just the beginning. Now enhance, create, and share!



Nikon 1 offers many ways to enjoy the special moments you capture. In addition to viewing pictures and movies on large-screen TVs and posting them online from your PC, you can transfer files directly from your camera to your computer and smart devices, as well as to my Picturetown and other social network sites. Handy software is provided for editing and sharing images. Create unique works and share them more easily than you imagine.

Eye-Fi card

Use the Eye-Fi card to transfer photos and movies to a PC or smart device directly from your camera. Just insert the card into the SD card slot and you're ready to go! (Compatible with J3, J2, S1 and V2)

ViewNX 2

Your Nikon 1 comes with powerful ViewNX 2 software, which lets you import, view, edit, and share your images and movies. From ViewNX 2, you can login to my Picturetown, Nikon's image sharing and storage service, and upload your creations easily.

my Picturetown

Nikon's my Picturetown serves as a personal online album for storing, organizing and sharing your photos and movies. And with my Picturetown app, you can access your images from smart devices.

WU-1b Wireless Mobile Adapter

J3 S1 V2

With this wireless mobile adapter, you can transfer images from your camera via Wireless LAN. It also allows you to use a smart device to engage the camera's shutter release. (For details see page 35)

Short Movie Creator

Short Movie Creator is a fun and easy way to edit your movies. With this handy software, it only takes minutes to turn still photos and movies into an original short movie, complete with special effects and music.

HDMI output

Connect your Nikon 1 to an HDTV with an HDMI cable and enjoy seeing your best photos and movies on the big screen. On some televisions, you can use the TV remote control for easy playback. (Compatible with HDMI-CEC TVs)

J

Elegantly minimalist. Fully loaded.

On the surface, the Nikon 1 J3 is a simple reflection of the art of photography. Inside, it's packed with extraordinary technology. The compact and minimalist design will surprise you, because once you hold it, you'll feel the gravity that accompanies only a high-end camera. Use the Nikon 1 J3 everyday to capture pictures you'll treasure forever. Or, explore its advanced features and see your photography flourish in ways you never imagined.



New Nikon 1 J3

14.2 MEGA PIXELS 15fps EXPPEED 3A



Rear cover is dark brown



Mode dial From one smartly positioned dial, you have direct access to five frequently used shooting modes.

Feature menu Call up additional features related to the shooting mode you've selected.

Home screen This is the gateway for easy access to any feature or setting.

Pop-up flash

A built-in i-TTL flash pops up automatically when the camera detects that you're shooting in low light.



Nikon 1 J2

10.1 MEGA PIXELS 10fps EXPPEED 3



Rear cover is dark brown

Rear cover is dark brown

Rear cover is dark brown



High-speed continuous shooting

● Exposure: S mode, 1/800 sec., f/4.5 ● White balance: Auto ● Sensitivity: ISO 200 ● Picture control: Standard

Nikon 1 J3 + 1 NIKKOR VR 10-100mm f/4-5.6



S Essence of ease, power and beauty.

Turn the pleasures of everyday life into extraordinary images with the Nikon 1 S1. Just switch it on. From that instant, you're ready to capture magical pictures and movies. The more deeply you explore its remarkable features, the more inspiration you'll discover. From its smart design that lets you shoot intuitively to its advanced technology that allows you to grow as a photographer, the Nikon 1 S1 is everything a great camera should be.



New
Nikon 1 S1
10.1MEGA PIXELS 15fps EXPED 3A

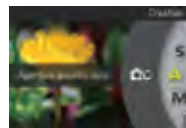


Rear cover is dark brown



Home screen

Start here to select the shooting mode and for easy navigation and intuitive operation of the camera's features and settings.



Feature menu

Call up additional features related to the shooting mode you've selected.

Pop-up flash

A built-in i-TTL flash pops up automatically when the camera detects that you're shooting in low light.



● Scene auto selector: Auto, 1/640 sec., f/5.6 ● White balance: Auto ● Sensitivity: Auto (ISO 100) ● Picture control: Standard

Nikon 1 S1 +
1 NIKKOR VR 10-100mm f/4-5.6



V

Power your imagination. Free your creativity.

For everything from producing beautifully blurred backgrounds (what the pros call bokeh) in family photos to capturing a stunning series of razor-sharp pictures of sports scenes, the Nikon 1 V2 and V1 encourage you to explore your creative edge. These advanced Nikon 1 cameras inspire spontaneous shooting and their technology expands your artistic reach. They are excellent for shooting movies as well as stills. Use your imagination. Reveal a unique sense of expression every time you shoot.



New
Nikon 1 V2

14.2 MEGA PIXELS 15fps EXPPEED 3A



Nikon 1 V1


10.1 MEGA PIXELS 10fps EXPPEED 3



High-speed continuous shooting

● Exposure: M mode, 1/2,000 sec., f/5 ● White balance: Auto ● Sensitivity: ISO 160 ● Picture control: Standard

Nikon 1 V2 +
1 NIKKOR VR 30-110mm f/3.8-5.6




New Nikon 1 V2

Exclusive features for the Nikon 1 V2 enhance your power of expression.

With its exceptional combination of advanced technology and compact design, the Nikon 1 V2 stands apart. Exclusive features give you intuitive shooting control and free your creativity. Think less about how to shoot. Concentrate more on getting the perfect shot.

Direct setting with command dial and feature button

Spend less time searching through menus—the Nikon 1 V2 hands you direct access to numerous settings, including white balance, lens servo, AF area, ISO sensitivity, metering, and the Picture Control modes. Simply press the *feature button* to jump to the settings, give the *command dial* a few clicks to get your desired values, and push the dial to set. The settings are visible in the electronic viewfinder, so if you're preparing to shoot, you can keep your eye on the scene.



Electronic viewfinder

Offering approximately 100% frame coverage and very short time lag, the high-resolution electronic viewfinder (0.47-inch 1440k-dot) faithfully displays your scene. It's particularly useful under bright light where the LCD monitor may be difficult to view. To save energy, the viewfinder powers up only when you peer into it, at which time the LCD monitor automatically switches off.


Mode dial

A mode dial gives you direct and immediate access to eight shooting modes. Enjoy the unique power to express your creativity right at your fingertips.




Shutter-release button — Power switch

On the Nikon 1 V2, the shutter-release button and power switch are integrated, which enables speedy start-up that readies you to shoot right away. The camera is also equipped with a mechanical shutter, which has been tested to 100,000 cycles for reliability.



Built-in flash

When you want to capture bright smiles in low light, the i-TTL built-in pop-up flash produces a quick splash of light that spreads warm illumination.



Metallic body with hand grip

The Nikon 1 V2's front face is constructed from light, strong magnesium alloy, an ideal material for everyday use indoors and outdoors. A hand grip on the body helps you keep the camera steady while shooting.


Get dynamic with optional equipment for your camera.

Raise the level of your photography and movie making with high-quality flash units, microphones and more for the Nikon 1 V2 and V1.

New

SB-N7 Speedlight **V2 V1**

With a guide number of approx. 18/59 (m/ft, ISO 100, 20 °C/68 °F), the compact SB-N7 Speedlight is optimal for capturing subjects in low light or backlit situations. The flash head tilts up to 120 degrees, making it possible to bounce light off walls, which can produce soft, natural shade beneath a subject's chin. Compact and lightweight, this flash encourages creativity. Available in black or white.



SB-N5 Speedlight **V2 V1**

The handy SB-N5 flash expands your shooting field and range of expression in indoor and other low-light situations. The flash-head rotates 90 degrees up and 180 degrees left and right, enabling you to bounce light off walls or a ceiling to cast soft, natural light on your subject. In Smart Photo Selector or Motion Snapshot mode, the capture illuminator will illuminate your scene for approx. 6 seconds for beautiful image capture.



GP-N100 GPS Unit **V2 V1**

A fascinating way to preserve memories, the GP-N100 is a built-in Assisted GPS (A-GPS) that registers and stores the location of your photo data. Use it in combination with your ViewNX 2 software to map out on GoogleMap™* where you took your pictures. Available in black or white.

*Internet connection necessary to capture map location data.



ME-1 Stereo Microphone **V2 V1**

This microphone employs a windscreen and a low-cut filter to reduce wind interference and other low-frequency noise, rendering clear, dynamic stereo sound.



AS-N1000 Multi Accessory Port Adapter **V2 V1**

Use this hot shoe adapter to connect the ME-1 Stereo Microphone to the Nikon 1 V2 or V1.



1 NIKKOR

Find your range with 8 specially designed compact lenses.

A wide range of compact 1 NIKKOR lenses designed especially for the Nikon 1 offers the best of Nikon's optical technology. Their quiet performance makes them ideal for use anywhere silence is appreciated. For shooting movies as well as stills, their performance is excellent. With the Nikon 1's retractable lens mechanism, your camera remains compact even with a zoom lens attached. And here's something else that's special: the lens that comes with your camera is smartly color matched to the camera body.



● Scene auto selector: Auto, 1/1,000 sec., f/5.6 ● White balance: Auto ● Sensitivity: Auto (ISO 180) ● Picture control: Standard



● Exposure: M mode, 1/30 sec., f/3.5 ● White balance: Auto ● Sensitivity: ISO 160 ● Picture control: Standard Hotel Monterey Kobe & AMALIE

New

1 NIKKOR VR 10-100mm f/4-5.6

[Angle of view equivalent to that of a 27-270mm lens in 35mm format]

Whether your subject is far or near, this compact 10x zoom lens has you covered. Whether you're day-hiking or going abroad, the lightweight design makes it a perfect choice for travel. When you have a moving subject such as a running child, the 10x zoom range gives you the flexibility to shoot both close-ups and pictures with a sense of distance. The lens' vibration reduction system helps ensure sharper pictures.



New

1 NIKKOR VR 6.7-13mm f/3.5-5.6

[Angle of view equivalent to that of an 18-35mm lens in 35mm format]

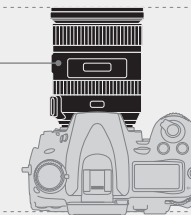
This lens' wide 100-degree angle of view makes it ideal for bringing a subject into clear perspective against a grand background. Use it to express the magnificence of immense backgrounds such as mountain ranges and cityscapes. The vibration reduction system helps to ensure sharpness. Take your creativity the extra distance with a lens that brings the textures of reality to life.



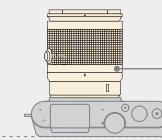
■ So much camera, so little to carry.

Just attach a 10x zoom lens and you can see the Nikon 1's *big* size advantage over D-SLR cameras. Thanks to the Nikon 1's new mount system, your camera with a lens attached fits easily inside a handbag!

AF-S DX NIKKOR 18-200mm
f/3.5-5.6G ED VR II



1 NIKKOR VR 10-100mm
f/4-5.6



● Exposure: A mode, 1/200 sec., f/1.8 ● White balance: Auto ● Sensitivity: ISO 100 ● Picture control: Standard

New

1 NIKKOR 18.5mm f/1.8

[Angle of view equivalent to that of a 50mm lens in 35mm format]

The fastest prime lens in the 1 NIKKOR lineup allows you to shoot shallow depth of field photographs with beautifully blurred backgrounds. Its f/1.8 aperture, in combination with the Nikon 1's fast 1/16,000 shutter speed, allows you to work with blur under a wide range of lighting conditions. Weighs approximately 70 g (2.5 oz).



● Scene auto selector: Auto, 1/640 sec., f/4.2 ● White balance: Auto ● Sensitivity: ISO 100 ● Picture control: Standard

1 NIKKOR 11-27.5mm f/3.5-5.6

[Angle of view equivalent to that of a 30-74mm lens in 35mm format]

This is the smallest zoom lens in the 1 NIKKOR lineup. It combines with the retractable lens mechanism to keep your camera light and compact enough for everyday use. At both ends of the zoom range, this lens delivers crisp sharp images.



1 NIKKOR



● Exposure: M mode, 1/500 sec., f/2.8 ● White balance: Auto ● Sensitivity: ISO 100 ● Picture control: Standard

1 NIKKOR 10mm f/2.8

[Angle of view equivalent to that of a 27mm lens in 35mm format]

This slim, wide-angle fixed focal length lens is equally well suited for shooting landscapes and everyday life. A fast f/2.8 maximum aperture beautifully renders natural textures and enables you to get clear pictures from handheld photography indoors under low light.



● Exposure: S mode, 1/500 sec., f/5.6 ● White balance: Auto ● Sensitivity: ISO 160 ● Picture control: Standard

1 NIKKOR VR 10-30mm f/3.5-5.6

[Angle of view equivalent to that of a 27-81mm lens in 35mm format]

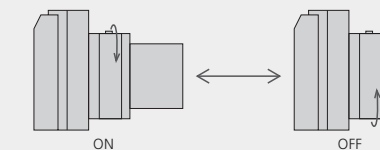
An excellent lens for achieving deeper expression in picturesque scenes. Use it for snapshots, landscapes, and portraits. Or, for extreme close-ups, get as close as 20 cm (8 inches) away from your subject.



■ Simply turn the lens to switch your camera on and off

Some 1 NIKKOR lenses* serve as a power switch for your camera. To switch the power on, just extend the lens. When you finish shooting, turn the zoom ring to the locked position and your camera automatically powers off. No need to fiddle with the power switch.

* Applicable to 1 NIKKOR VR 30-110mm f/3.8-5.6; 1 NIKKOR VR 10-30mm f/3.5-5.6; 1 NIKKOR 11-27.5mm f/3.5-5.6; 1 NIKKOR VR 10-100mm f/4-5.6; and 1 NIKKOR VR 6.7-13mm f/3.5-5.6. On V1, this feature works only for turning power on. Latest firmware required. Please visit the Nikon website for details.



● Scene auto selector: Auto, 1/50 sec., f/5.6 ● White balance: Auto ● Sensitivity: Auto (ISO 200) ● Picture control: Landscape

1 NIKKOR VR 30-110mm f/3.8-5.6

[Angle of view equivalent to that of an 81-297mm lens in 35mm format]

This compact telephoto 3.7x zoom lens bring faraway subjects up close in an instant and is highly effective for capturing beautiful background blur.



● Exposure: S mode, 1/400 sec., f/5.6 ● White balance: Auto ● Sensitivity: ISO 160 ● Picture control: Standard

1 NIKKOR VR 10-100mm f/4.5-5.6 PD-ZOOM

[Angle of view equivalent to that of a 27-270mm lens in 35mm format]

With a power-drive mechanism that zooms silently and smoothly at three speeds, this powerful zoom lens is ideal for shooting movies and capturing stunning still images, too.





New 1 NIKKOR VR 6.7-13mm f/3.5-5.6

● Exposure: A mode, 1/30 sec., f/5.6 ● White balance: Auto ● Sensitivity: ISO 200 ● Picture control: Standard

For this magnificent photograph, the photographer relied on the lens' 100-degree angle of view to capture a full background.



1 NIKKOR VR 30-110mm f/3.8-5.6

● Exposure: A mode, 1/125 sec., f/5.6 ● White balance: Auto ● Sensitivity: ISO 160 ● Picture control: Standard

Zooming in to get close to the subjects without being noticed, the photographer was able to capture their natural expressions. The background was blurred intentionally to put more emphasis on the couple.



1 NIKKOR VR 10-30mm f/3.5-5.6

● Exposure: A mode, 1/320 sec., f/4.5 ● White balance: Auto ● Sensitivity: ISO 160 ● Picture control: Standard

This standard zoom lens produces a clear portrayal of a wide variety of scenes. Here the photographer was able to draw out the child's natural character: bright, happy and cute.



New 1 NIKKOR VR 10-100mm f/4-5.6

● Exposure: A mode, 1/40 sec., f/6.3 ● White balance: Auto ● Sensitivity: ISO 200 ● Picture control: Standard

Using the wide angle of this 10x zoom lens, the photographer captured the flowing bridal veil in its entirety, achieving a momentous picture.



New 1 NIKKOR 18.5mm f/1.8

● Exposure: A mode, 1/2,500 sec., f/1.8 ● White balance: Auto ● Sensitivity: ISO 160 ● Picture control: Standard

Having a lens capable of achieving both high resolution and beautiful background blur enables photographs such as this one. Notice how the rings' shiny texture seems to glow.



Play matchmaker. Choose the right 1 NIKKOR lens for each scene.

Having a variety of lenses will stimulate your imagination, create photo opportunities, and finally turn you into a better photographer. From all-purpose compact zoom lenses to lenses specially designed for shooting portraits and HD movies, 1 NIKKOR is a range full of beautiful possibilities.



1 NIKKOR 10mm f/2.8

● Exposure: A mode, 1/1,250 sec., f/3.5 ● White balance: Auto ● Sensitivity: ISO 160 ● Picture control: Standard

This bright lens can capture life as you see it. By framing the long veranda vertically, the photographer captured the dark areas the appearance of a picture frame and capture the subtle light and shadow in the bride's gown.



1 NIKKOR 11-27.5mm f/3.5-5.6

● Exposure: A mode, 1/160 sec., f/5.6 ● White balance: Auto ● Sensitivity: ISO 160 ● Picture control: Standard

With this high-resolution lens, the photographer captured the three-dimensional quality of the cake as well as the texture of each flower.



1 NIKKOR VR 10-100mm f/4.5-5.6 PD-ZOOM

● Exposure: A mode, 1/125 sec., f/5.6 ● White balance: Auto ● Sensitivity: ISO 400 ● Picture control: Standard

This motor-driven zoom lens is ideal for shooting movies. Whether you're shooting video or stills, you won't miss a photo opportunity.



NIKKOR

Capture more. Create more.™

Feel the satisfaction of total control over the light.
Experience the exhilaration of perfectly expressing your vision.
Know the happiness that comes from owning one of the most sophisticated lenses in the world.



One adapter opens the door to the full range of brilliant NIKKOR lenses.

With the FT1 Mount Adapter, the full range of NIKKOR lenses are available to you. The adapter keeps the F values of your existing F mount NIKKOR lenses intact and delivers the same brightness. Because you can have an angle of view equivalent to the focal length that is approx. 2.7 times that of the F mount NIKKOR lenses, you can use standard lenses as telephoto lenses and telephoto lenses as super-telephoto lenses to get closer to the action. The FT1 Mount Adapter supports the Nikon 1's auto exposure, autofocus* and vibration reduction functions.

*Autofocus available only with AF-S NIKKOR lenses. Other restrictions apply. Please visit the Nikon website for details.




AF-S DX Micro NIKKOR 40mm f/2.8G

[Angle of view equivalent to that of a 108mm lens in 35mm format]

With this light, compact macro lens, you can get remarkably close to your subject and capture it under impressive magnification. The equivalent focal length of 108mm yields phenomenal images from "micro" worlds that the naked eye can hardly picture.



●Exposure: A mode, 1/640 sec., f/3.2 ●White balance: Auto ●Sensitivity: ISO 160 ●Picture control: Standard



●Exposure: M mode, 1/400 sec., f/1.8 ●White balance: Direct sunlight ●Sensitivity: ISO 100 ●Picture control: Portrait

AF-S NIKKOR 28mm f/1.8G

[Angle of view equivalent to that of a 75.6mm lens in 35mm format]

This fast, f/1.8 maximum aperture single focal lens achieves extraordinary bokeh effects. When used with the FT1 Mount Adapter, the focal length expands to 75.6mm, which makes it ideal for shooting outstanding portraits.



●Exposure: P mode, 1/1,000 sec., f/5.6 ●White balance: Auto ●Sensitivity: ISO 360 ●Picture control: Standard

AF-S NIKKOR 200-400mm f/4G ED VR II

[Angle of view equivalent to that of a 540-1080mm lens in 35mm format]

This super-telephoto zoom lens is equipped with a vibration reduction system. Even details in faraway subjects are drawn close enough to appear vivid. A Nano Crystal Coat suppresses the flaring effect.



Dive into nature photography with underwater housing.

Compact and stylish, this high-performance waterproof case* is guaranteed to bear pressure up to a depth of 40 meters (approx. 130 feet). Photographers can operate most of the camera's key functions easily through the case. On the Nikon 1 J3 and S1, a special feature is an "underwater" white balance setting that produces optimal color in underwater photographs. This waterproof case is compatible with the 1 NIKKOR VR 10-30mm f/3.5-5.6 lens.

Be imaginative: Use your Nikon 1 waterproof case for shooting in oceans, lakes, and swimming pools.



● Lens: 1 NIKKOR VR 10-30mm f/3.5-5.6 ● Exposure: A mode, 1/60 sec., f/5.6 ● White balance: Auto ● Sensitivity: ISO 200 ● Picture control: Standard

WP-N1 Waterproof Case **J2**



New WP-N2 Waterproof Case **J3 S1**



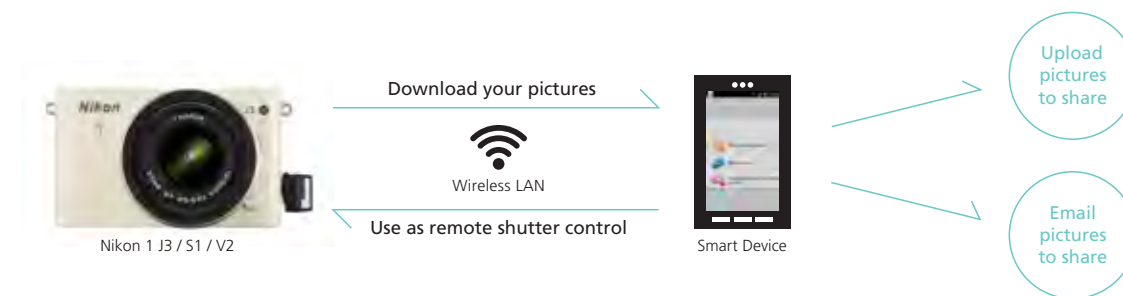
* WP-N1 fits J2; WP-N2 fits J3 and S1
Note: WP-N1 and WP-N2 are compatible with SEA&SEA SUNPAK's underwater speedlight YS-D1. For information, please visit SEA&SEA SUNPAK Co., Ltd.'s website.

Handy accessories expand the joy of photography.

New WU-1b Wireless Mobile Adapter* **J3 S1 V2**

Expand the potential of your Nikon 1 with a wireless mobile adapter.* Just install the software on your smart device and you can directly download images, or use the device as a remote control for the camera's shutter-release button.

Note: Requires a Wireless Mobile Utility. For details, please read the specifications provided by the application store.
* Cannot be used for recording movies, or with Motion Snapshot or best moment capture.



Lens accessories



Lens cases



Remote Control

ML-L3 Remote Control **J2 V2 V1**
This remote control, which enables wireless remote shutter release within approx. 5 meters from the camera, is handy when you shoot using a tripod.



Tripod accessories

TA-N100 Tripod Mounting Spacer **J2 V1**



Power supply accessories

New EN-EL21 Rechargeable Li-ion Battery **V2**

New MH-28 Battery Charger **V2**

EN-EL20 Rechargeable Li-ion Battery **J3 J2 S1**

MH-27 Battery Charger **J3 J2 S1**

EN-EL15 Rechargeable Li-ion Battery **V1**

MH-25 Battery Charger **V1**

EH-5b AC Adapter / EP-5B Power Connector / EP-5C Power Connector / EP-5D Power Connector
Use of the EH-5b AC Adapter requires: EP-5B for V1; EP-5C for J3, J2 and S1; and EP-5D for V2

Accessorize your Nikon 1 to fit your personality.



Body cases

New
CB-N2200 Body Case **J3 S1**

CB-N2000 Body Case **J2** ● ○ ● ● ● ● ● ●

New
CB-N4000 Body Case **V2** ● ○

CB-N1000 Body Case **V1** ● ○

New
CB-N2200S Body Case Set* **J3 S1**

CB-N2000S A/B/C/D/E/M Body Case Set* **J2** ● ○ ● ● ● ● ● ●

CB-N2000S F/G/H/K/L Body Case Set* **J2** ● ○ ● ● ● ● ● ●

New
CB-N4000S A/B Body Case set* **V2** ● ○

CB-N1000S A/B Body Case Set* **V1** ● ○

New
CF-N5000 Semi-Soft Case* **J3 J2 S1**

CB-N1000S C/D Body Case Set* **V1** ● ○

Straps



Cloths



Grips



Optional accessories

	Nikon 1 J3	Nikon 1 J2	Nikon 1 S1	Nikon 1 V2	Nikon 1 V1
ML-L3 Remote Control	—	○	—	○	○
WU-1b Wireless Mobile Adapter	○	—	○	○	—
ME-1 Stereo Microphone	—	—	—	○	○
SB-N5 Speedlight	—	—	—	○	○
SB-N7 Speedlight	—	—	—	○	○
GP-N100 GPS Unit	—	—	—	○	○
AS-N1000 Multi Accessory Port Adapter	—	—	—	○	○
TA-N100 Tripod Mounting Spacer	—	○	—	—	○
WP-N1 Waterproof Case	—	○	—	—	—
WP-N2 Waterproof Case	○	—	○	—	—
Capture NX 2 (software)	○	○	○	○	○
EN-EL15 Rechargeable Li-ion Battery	—	—	—	—	○
EN-EL20 Rechargeable Li-ion Battery	○	○	○	—	—
EN-EL21 Rechargeable Li-ion Battery	—	—	—	○	—
MH-25 Battery Charger	—	—	—	—	○
MH-27 Battery Charger	○	○	○	—	—
MH-28 Battery Charger	—	—	—	○	—
EH-5b AC Adapter*	○	○	○	○	○
EP-5B Power Connector	—	—	—	—	○
EP-5C Power Connector	○	○	○	—	—
EP-5D Power Connector	—	—	—	○	—
CB-N1000 Body Case	—	—	—	—	○
CB-N2000 Body Case	—	○	—	—	—
CB-N2200 Body Case	○	—	○	—	—
CB-N4000 Body Case	—	—	—	○	—
CB-N1000S A/B Body Case Set	—	—	—	—	○
CB-N1000S C/D Body Case Set	—	—	—	—	○
CB-N2000S A/B/C/D/E/M Body Case Set	—	○	—	—	—
CB-N2000S F/G/H/K/L Body Case Set	—	○	—	—	—
CB-N2200S Body Case Set	○	—	○	—	—
CB-N4000S A/B Body Case Set	—	—	—	○	—
CF-N5000 Semi-Soft Case	○	○	○	—	—
CF-N3100 Wrapping Cloth	○	○	○	○	○
AN-N2000 Strap	○	○	○	○	○
AH-N1000 Hand Strap	○	○	○	○	○
GR-N1000 Grip	—	—	—	—	○
GR-N2000 Grip	—	○	—	—	—
GR-N2100 Grip	○	—	○	—	—

*To use EH-5b AC Adapter, you also need a power connector compatible to the camera.

Nikon 1 Specifications

	Nikon 1 J3	Nikon 1 J2	Nikon 1 S1	Nikon 1 V2	Nikon 1 V1
Type	Digital camera with support for interchangeable lenses / Nikon 1 mount				
Type / Lens mount	Digital camera with support for interchangeable lenses / Nikon 1 mount				
Effective angle of view	Approx. 2.7x lens focal length (35mm format equivalent)				
Effective pixels	14.2 million				
Effective pixels	14.2 million	10.1 million	10.1 million	14.2 million	10.1 million
Image sensor	13.2 mm x 8.8 mm CMOS sensor (Nikon CX format)				
Image sensor	13.2 mm x 8.8 mm CMOS sensor (Nikon CX format)				
Storage	Still images (auto, best moment capture, and all creative modes other than Easy panorama; aspect ratio 3:2) • 4,608 x 3,072 • 3,456 x 2,304 • 2,304 x 1,536 Still images (Normal panorama, camera panned horizontally; aspect ratio 120:23) • 4,800 x 920 Still images (Normal panorama, camera panned vertically; aspect ratio 8:25) • 1,536 x 4,800 Still images (Wide panorama, camera panned horizontally; aspect ratio 240:23) • 3,600 x 920 Still images (Wide panorama, camera panned vertically; aspect ratio 4:25) • 1,536 x 9,600 Still images (advanced movie mode; aspect ratio 3:2) • 4,608 x 3,072 (1080/60, 1080/30p) • 1,280 x 856 (720/60p, 720/30p) Still images (Motion Snapshot mode; aspect ratio 16:9) • 4,608 x 2,592				
Image size (pixels)	Still images (auto photo, Smart Photo Selector, and all creative modes other than Easy panorama; aspect ratio 3:2) • 3,872 x 2,592 • 2,896 x 1,944 • 1,936 x 1,296 Still images (Normal panorama, camera panned horizontally; aspect ratio 40:7) • 3,200 x 560 Still images (Normal panorama, camera panned vertically; aspect ratio 8:25) • 1,024 x 3,200 Still images (Wide panorama, camera panned horizontally; aspect ratio 80:7) • 6,400 x 560 Still images (Wide panorama, camera panned vertically; aspect ratio 4:25) • 1,024 x 6,400 Still images (Movie mode; aspect ratio 16:9) • 4,608 x 3,072 (1080/60, 1080/30p) • 1,280 x 720 (720/60p) Still images (Motion Snapshot mode; aspect ratio 16:9) • 3,840 x 2,160	Still images (auto, P, S, A, M, and best moment capture modes; aspect ratio 3:2) • 4,608 x 3,072 • 3,456 x 2,304 • 2,304 x 1,536 Still images (advanced movie mode; aspect ratio 16:9) • 3,840 x 2,160 (1080/60, 1080/30p) • 1,280 x 856 (720/60p, 720/30p) Still images (Motion Snapshot mode; aspect ratio 16:9) • 4,608 x 2,592	Still images (auto, P, S, A, M, and best moment capture modes; aspect ratio 3:2) • 3,872 x 2,592 • 2,896 x 1,944 • 1,936 x 1,296 Still images (movie mode; aspect ratio 16:9) • 3,840 x 2,160 (1080/60, 1080/30p) • 1,280 x 720 (720/60p) Still images (Motion Snapshot mode; aspect ratio 16:9) • 3,840 x 2,160	Still images (still image and Smart Photo Selector modes; aspect ratio 3:2) • 3,872 x 2,592 • 2,896 x 1,944 • 1,936 x 1,296 Still images (movie mode; aspect ratio 16:9) • 3,840 x 2,160 (1080/60, 1080/30p) • 1,280 x 720 (720/60p) Still images (Motion Snapshot mode; aspect ratio 16:9) • 3,840 x 2,160	Still images (still image and Smart Photo Selector modes; aspect ratio 3:2) • 3,872 x 2,592 • 2,896 x 1,944 • 1,936 x 1,296 Still images (movie mode; aspect ratio 16:9) • 3,840 x 2,160 (1080/60, 1080/30p) • 1,280 x 720 (720/60p) Still images (Motion Snapshot mode; aspect ratio 16:9) • 3,840 x 2,160
File format	• NEF (RAW): 12-bit, compressed • JPEG: JFIF-Baseline compliant with fine (approx. 1:4), normal (approx. 1:8), or basic (approx. 1:16) compression • NEF (RAW) + JPEG: Single photograph recorded in both NEF (RAW) and JPEG formats	• NEF (RAW): 12-bit, compressed • JPEG: JFIF-Baseline compliant with fine (approx. 1:4), normal (approx. 1:8), or basic (approx. 1:16) compression	• NEF (RAW): 12-bit, compressed • JPEG: JFIF-Baseline compliant with fine (approx. 1:4), normal (approx. 1:8), or basic (approx. 1:16) compression	• NEF (RAW): 12-bit, compressed • JPEG: JFIF-Baseline compliant with fine (approx. 1:4), normal (approx. 1:8), or basic (approx. 1:16) compression	• NEF (RAW): 12-bit, compressed • JPEG: JFIF-Baseline compliant with fine (approx. 1:4), normal (approx. 1:8), or basic (approx. 1:16) compression
Media	SD (Secure Digital), SDHC, and SDXC memory cards				
Electronic viewfinder	—				
Electronic viewfinder	—				
Frame coverage	Approx. 100% horizontal and 100% vertical				
Eyepoint	18 mm (-1.0 m ⁻¹); from center surface of viewfinder eyepiece lens				
Dioptric adjustment	—				
Dioptric adjustment	-3 to +2 m ⁻¹				
Eye sensor	—				
Eye sensor	Camera switches to viewfinder display when it detects that viewfinder is in use				
Shooting modes	Auto; creative, with a choice of the following options: P, S, A, M, night landscape, night portrait, backlighting, soft, miniature effect, and selective color; best moment capture (slow view and Smart Photo Selector); advanced movie (HD—P, S, A, M only—and slow motion); Motion Snapshot				
Shooting modes	Auto; creative, with a choice of the following options: P, S, A, M, night landscape, night portrait, backlighting, soft, miniature effect, and selective color; best moment capture (slow view and Smart Photo Selector); advanced movie (HD—P, S, A, M only—and slow motion); Motion Snapshot	Auto; creative, with a choice of the following options: P, S, A, M, night landscape, night portrait, backlighting, soft, miniature effect, and selective color; best moment capture (slow view and Smart Photo Selector); advanced movie (HD—P, S, A, M only—and slow motion); Motion Snapshot	Auto; creative, with a choice of the following options: P, S, A, M, night landscape, night portrait, backlighting, soft, miniature effect, and selective color; best moment capture (slow view and Smart Photo Selector); advanced movie (HD—P, S, A, M only—and slow motion); Motion Snapshot	Auto; P, S, A, M, best moment capture (slow view and Smart Photo Selector); advanced movie (HD and slow motion); Motion Snapshot	Still images, P, S, A, M, Smart Photo Selector, HD movie, slow motion, Motion Snapshot
Shutter	Electronically-controlled vertical-travel focal-plane mechanical shutter; electronic shutter				
Type	Electronic shutter				
Speed	1/16,000 to 30 s in steps of 1/3 EV; Bulb	1/16,000 to 30 s in steps of 1/3 EV; Bulb; Time (requires optional ML-L3 Remote Control)	1/16,000 to 30 s in steps of 1/3 EV; Bulb	• Mechanical shutter: 1/4,000 to 30 s in steps of 1/3 EV; Bulb; Time (requires optional ML-L3 Remote Control) • Electronic shutter: 1/16,000 to 30 s in steps of 1/3 EV; Bulb; Time (requires optional ML-L3 Remote Control)	
Flash sync speed	Synchronizes with shutter at X=1/60 s or slower			• Mechanical shutter: Synchronizes with shutter at X=1/250 s or slower • Electronic shutter: Synchronizes with shutter at X=1/60 s or slower	
Release	Synchronizes with shutter at X=1/60 s or slower				
Mode	• Single frame, continuous • Self-timer	• Single frame, continuous, electronic (Hi) • Self-timer, delayed remote, quick-response remote, interval timer shooting	• Single frame, continuous • Self-timer	• Single frame, continuous • Self-timer, remote	• Single frame, continuous • Mechanical, electronic, electronic (Hi) • Self-timer, delayed remote, quick-response remote, interval timer shooting
Frame advance rate	Approx. 5, 15, 30, or 60 fps	• Electronic (Hi): Approx. 10, 30, or 60 fps • Other modes: Up to 5 fps (in auto photo or P, S, A, M modes with continuous shooting, single AF or manual focus, shutter speed 1/250 s or faster, and other settings at default values)	Approx. 5, 15, 30, or 60 fps		• Electronic (Hi): Approx. 10, 30, or 60 fps • Other modes: Up to 5 fps
Exposure	TTL metering using image sensor				
Metering	TTL metering using image sensor				
Metering method	• Matrix • Center-weighted: Meters 4.5 mm circle in center of frame • Spot: Meters 2 mm circle centered on selected focus area				
Mode	Programmed auto with flexible program; shutter-priority auto; aperture-priority auto; manual; scene auto selector / automatic scene selection				
Exposure compensation	-3 to +3 EV in increments of 1/3 EV	-3 to +3 EV in increments of 1/3 EV (in P, S, and A modes)	-3 to +3 EV in increments of 1/3 EV	-3 to +3 EV in increments of 1/3 EV (in P, S, and A modes)	-3 to +3 EV in increments of 1/3 EV
Exposure lock	Luminosity locked at metered value when shutter-release button is pressed halfway	Luminosity locked at metered value when shutter-release button is pressed halfway	Luminosity locked at metered value when shutter-release button is pressed halfway		
ISO sensitivity (Recommended Exposure Index)	ISO 160 to 6400 in steps of 1 EV; auto ISO sensitivity control (ISO 160 to 6400, 160 to 3200, 160 to 800) available (in P, S, A, M modes)	ISO 100 to 6400 in steps of 1 EV; can also be set to approx. 1 EV (ISO 6400 equivalent) above ISO 3200; auto ISO sensitivity control (ISO 100 to 3200, 100 to 800, 100 to 400) available (in P, S, A, M modes)	ISO 100 to 6400 in steps of 1 EV; can also be set to approx. 1 EV (ISO 6400 equivalent) above ISO 3200; auto ISO sensitivity control (ISO 100 to 3200, 100 to 800, 100 to 400) available (in P, S, A, M modes)	ISO 160 to 6400 in steps of 1 EV; auto ISO sensitivity control (ISO 160 to 6400, 160 to 3200, 160 to 800) available (in P, S, A, M modes)	ISO 100 to 3200 in steps of 1 EV; can also be set to approx. 1 EV (ISO 6400 equivalent) above ISO 3200; auto ISO sensitivity control (ISO 100 to 3200, 100 to 800, 100 to 400) available

	Nikon 1 J3	Nikon 1 J2	Nikon 1 S1	Nikon 1 V2	Nikon 1 V1
Focus	Hybrid autofocus (phase-detection / contrast detect AF); AF-assist illuminator				
Autofocus	Hybrid autofocus (phase-detection / contrast detect AF); AF-assist illuminator				
Lens servo	• Autofocus (AF): Single AF (AF-S); continuous AF (AF-C); auto AF-S/AF-C selection (AF-A); full-time AF (AF-F) • Manual focus (MF)				
AF-area mode	Single-point, auto-area, subject tracking				
Focus area	• Single-point AF: 135 focus areas; the center 73 areas support phase-detection AF • Auto-area AF: 41 focus areas				
Focus lock	Focus can be locked by pressing shutter-release button halfway (single AF)	Focus can be locked by pressing shutter-release button halfway (single AF) or by pressing AE-L/AF-L button	Focus can be locked by pressing shutter-release button halfway (single AF)	Focus can be locked by pressing shutter-release button halfway (single AF) or by pressing AE-L/AF-L button	
Face priority	On, off				
Flash	• Auto; Soft, Miniature effect, Selective color (Creative mode): Flash pops up automatically and fires as required • Night portrait, Backlighting (Creative mode): Flash pops up automatically and fires with every shot • Programmed auto, shutter-priority auto, aperture-priority auto, manual (Creative mode): Manual pop-up				
Built-in flash	Raised by sliding flash pop-up control		Raised by pressing flash button		—
Guide Number (GN)	Approx. 5/16 (m/ft, ISO 100, 20 °C/68 °F); at ISO 160, Guide Number is approx. 6.3/20.7		Approx. 5/16 (m/ft, ISO 100, 20 °C/68 °F)		Approx. 5/16 (m/ft, ISO 100, 20 °C/68 °F); at ISO 160, Guide Number is approx. 6.3/20.7
Control	i-TTL flash control using image sensor				
Mode	Auto, auto with red-eye reduction, fill flash, fill flash with slow sync, red-eye reduction, slow sync with red-eye reduction, rear-curtain sync, rear curtain with slow sync, off	Fill flash, fill flash with slow sync, red-eye reduction, slow sync with red-eye reduction, rear-curtain sync, rear-curtain with slow sync, off	Auto, auto with red-eye reduction, fill flash, fill flash with slow sync, red-eye reduction, slow sync with red-eye reduction, rear-curtain sync, rear curtain with slow sync, off	Fill flash, fill flash with slow sync, red-eye reduction, slow sync with red-eye reduction, rear-curtain sync, rear-curtain with slow sync	
Flash compensation	-3 to +1 EV in increments of 1/3 EV				
Flash-ready indicator	Lights when built-in flash unit is fully charged				Lights when optional flash unit is fully charged
White balance	Auto, incandescent, fluorescent, direct sunlight, flash, cloudy, shade, underwater, preset manual, all except preset manual with fine tuning				
White balance	Auto, incandescent, fluorescent, direct sunlight, flash, cloudy, shade, underwater, preset manual, all except preset manual with fine tuning	Auto, incandescent, fluorescent, direct sunlight, flash, cloudy, shade, preset manual, all except preset manual with fine tuning	Auto, incandescent, fluorescent, direct sunlight, flash, cloudy, shade, underwater, preset manual, all except preset manual with fine tuning	Auto, incandescent, fluorescent, direct sunlight, flash, cloudy, shade, preset manual, all except preset manual with fine tuning	
Movie	HD movies, movies recorded in auto or P, S, A, and M modes				
HD movies	• 1,920 x 1,080/60i (59.94 fields/s*) • 1,920 x 1,080/30p (29.97 fps) • 1,280 x 720/60p (59.94 fps) • 1,280 x 720/30p (29.97 fps) Slow-motion movies • 640 x 240/400 fps (plays at 30p/29.97 fps) • 320 x 120/1200 fps (plays at 30p/29.97 fps) Motion Snapshot • 1,920 x 1,080/60p (59.94 fps) (plays at 24p/23.976 fps)	HD movies • 1,920 x 1,080/60i (59.94 fields/s*) • 1,920 x 1,080/30p (29.97 fps) • 1,280 x 720/60p (59.94 fps) • 1,280 x 720/30p (29.97 fps) Slow-motion movies • 640 x 240/400 fps (plays at 30p/29.97 fps) • 320 x 120/1200 fps (plays at 30p/29.97 fps) Motion Snapshot • 1,920 x 1,080/60p (59.94 fps) (plays at 24p/23.976 fps)	HD movies • 1,920 x 1,080/60i (59.94 fields/s*) • 1,920 x 1,080/30p (29.97 fps) • 1,280 x 720/60p (59.94 fps) • 1,280 x 720/30p (29.97 fps) Slow-motion movies • 640 x 240/400 fps (plays at 30p/29.97 fps) • 320 x 120/1200 fps (plays at 30p/29.97 fps) Motion Snapshot • 1,920 x 1,080/60p (59.94 fps) (plays at 24p/23.976 fps)	HD movies, movies recorded in auto or P, S, A, and M modes • 1,920 x 1,080/60i (59.94 fields/s*) • 1,920 x 1,080/30p (29.97 fps) • 1,280 x 720/60p (59.94 fps) • 1,280 x 720/30p (29.97 fps) Slow-motion movies • 640 x 240/400 fps (plays at 30p/29.97 fps) • 320 x 120/1200 fps (plays at 30p/29.97 fps) Motion Snapshot • 1,920 x 1,080/60p (59.94 fps) (plays at 24p/23.976 fps)	HD movies • 1,920 x 1,080/60i (59.94 fields/s*) • 1,920 x 1,080/30p (29.97 fps) • 1,280 x 720/60p (59.94 fps) • 1,280 x 720/30p (29.97 fps) Slow-motion movies • 640 x 240/400 fps (plays at 30p/29.97 fps) • 320 x 120/1200 fps (plays at 30p/29.97 fps) Motion Snapshot • 1,920 x 1,080/60p (59.94 fps) (plays at 24p/23.976 fps)
Frame size (pixels) / recording rate	—				
File format	MOV				
Video compression	H.264/MPEG-4 Advanced Video Coding				
Audio recording device	Built-in Stereo Microphone; sensitivity adjustable				Built-in or optional external ME-1 Stereo Microphone; sensitivity adjustable
Monitor	7.5 cm (3-in.), approx. 921k-dot (460k-dot for S1), TFT LCD with brightness adjustment				
Monitor	7.5 cm (3-in.), approx. 921k-dot (460k-dot for S1), TFT LCD with brightness adjustment				
Playback	Full-frame and thumbnail (4, 9, or 72 images or calendar) playback with playback zoom, movie and panorama (J3 and J2 only) playback, slide show, histogram display, auto image rotation, and rating option				
Interface	Hi-Speed USB				
USB	Hi-Speed USB				
HDMI output	Type C mini-pin HDMI connector				
Power source	EN-EL20 Rechargeable Li-ion Battery				
Battery	EN-EL20 Rechargeable Li-ion Battery		EN-EL21 Rechargeable Li-ion Battery		EN-EL15 Rechargeable Li-ion Battery
AC adapter	EH-5b AC Adapter; requires EP-5C Power Connector (available separately)		EH-5b AC Adapter; requires EP-5D Power Connector (available separately)		EH-5b AC Adapter; requires EP-5B Power Connector (available separately)
Dimensions / weight	Approx. 101.0 x 60.5 x 28.8 mm (4.0 x 2.4 x 1.1 in.), excluding projections				
Dimensions (WxHxD)	Approx. 101.0 x 60.5 x 28.8 mm (4.0 x 2.4 x 1.1 in.), excluding projections	Approx. 106.0 x 61.0 x 29.8 mm (4.2 x 2.4 x 1.2 in.), excluding projections	Approx. 102.0 x 60.5 x 29.7 mm (4.0 x 2.4 x 1.2 in.), excluding projections	Approx. 107.8 x 81.6 x 45.9 mm (4.2 x 3.2 x 1.8 in.), excluding projections; thickness of body (from mount to monitor) is 33.2 mm (1.3 in.)	Approx. 113.0 x 76.0 x 43.5 mm (4.4 x 3.0 x 1.7 in.), excluding projections; thickness of body (from mount to monitor) is 36 mm (1.4 in.)
Weight	Approx. 244 g (8.6 oz) with battery and memory card but without body cap; approx. 201 g (7.1 oz), camera body only	Approx. 280 g (9.9 oz) with battery and memory card but without body cap; approx. 237 g (8.4 oz), camera body only	Approx. 240 g (8.5 oz) with battery and memory card but without body cap; approx. 197 g (6.9 oz), camera body only	Approx. 337 g (11.9 oz) with battery and memory card but without body cap; approx. 278 g (9.8 oz), camera body only	Approx. 383 g (13.5 oz) with battery and memory card but without body cap; approx. 294 g (10.4 oz), camera body only
Operating environment	Temperature: 0 °C to 40 °C (+32 °F to 104 °F) / Humidity: 85% or less (no condensation)				
Temperature / Humidity	Temperature: 0 °C to 40 °C (+32 °F to 104 °F) / Humidity: 85% or less (no condensation)				

• Sensor output is about 60 fps.
• Unless otherwise stated, all figures are for a camera with a fully-charged battery operating at the temperature specified by the Camera and Imaging Products Association (CIPA): 23 ±3 °C (73 ±4.5 °F).
• Nikon reserves the right to change the specifications of the hardware and software described in this manual at any time and without prior notice. Nikon will not be held liable for damages that may result from any mistakes that this manual may contain.

Free Manuals Download Website

<http://myh66.com>

<http://usermanuals.us>

<http://www.somanuals.com>

<http://www.4manuals.cc>

<http://www.manual-lib.com>

<http://www.404manual.com>

<http://www.luxmanual.com>

<http://aubethermostatmanual.com>

Golf course search by state

<http://golfingnear.com>

Email search by domain

<http://emailbydomain.com>

Auto manuals search

<http://auto.somanuals.com>

TV manuals search

<http://tv.somanuals.com>