

**INSTALLATION GUIDE**


**SOLO-4 IR KEYPAD**  
**WEATHER-RESISTANT KEYPAD**  
**FOR THE ZR-4 MULTIZONE RECEIVER**



BLENDING HIGH FIDELITY AND ARCHITECTURE®

Niles Audio Corporation  
 12331 S.W. 130 Street Miami, Florida 33186  
 305-238-4373

1-800-BUY-HIFI www.nilesaudio.com

©2008 Niles Audio Corporation. All rights reserved. Niles, Solo, the Niles logos and Blending High Fidelity and Architecture are registered trademarks of Niles Audio Corporation. All other trademarks are the property of their respective owners. DS00632A

# SOLO®-4 IR

**5. Built-In IR Sensor**

Located behind the faceplate is a plasma and LCD-proof IR sensor that enables hand-held remote control operation.

the entire system (all zones).

button for longer than three seconds turns off

**4. Zone Off Key**

Turns the zone off. Pressing and holding this button again to un-mute the sound.

Press this key to mute the sound in the zone. Illuminates red when the zone is muted. Press

**3. Zone Mute Key**

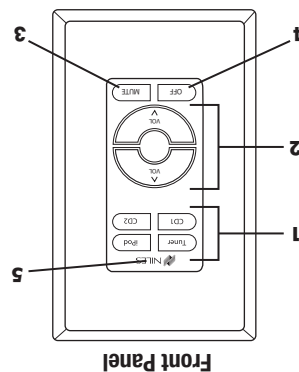
Keys raise or lower the volume in the zone.

**2. Zone Volume**

Turn the zone on and play the selected source component.

**1. Master Keys**

(Front Panel)



**Front Panel**

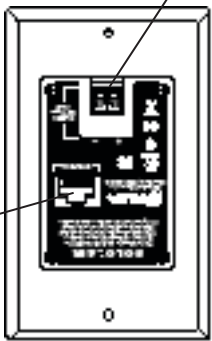
(Rear Panel)

**1. RJ-45 Connector From System (System Terminal)**

Connects to a ZR-4 Receiver Keypad Port with CAT-5 cable using T-568A wiring convention.

**2. 12V-LSIOP**

This terminal connection for a 12V Control Output activates when keypad is on. It is commonly used to trigger the optional LS-IOP and turns off when the keypad is off.



**Rear Panel**

**PARTS GUIDE**

Thank you for purchasing the **Solo-4 IR Keypad** from Niles. With proper installation and operation, you should enjoy years of trouble-free use. Niles manufactures the industry's most complete line of custom installation components and accessories for audio video systems. To see the complete Niles product assortment, visit us on the Internet at: [www.nilesaudio.com](http://www.nilesaudio.com).

**CONGRATULATIONS!**

**INTRODUCTION**

The Niles Solo-4 IR is a wall-mounted keypad designed to control a zone of the ZR-4 Multizone Receiver. Two Solo-4 IR's can be installed in a single zone using the optional ZR-KE Keypad Expander. THE SOLO-4 IR KEYPAD MUST BE INSTALLED IN AN OUTLET BOX LISTED IN ACCORDANCE WITH THE NEC.

## INSTALLATION

### CHOOSE A MOUNTING LOCATION

Convenient keypad mounting locations include:

1. Near a doorway
2. Near a desk
3. At your bedside
4. Close to a telephone
5. Near other wall-mounted controls.

### INSTALL THE MASTER KEY LABELS

**Solo-4 IR** Keypads are shipped with the Master Keys uninstalled. 14 Master Keys are included (seven different labels for the left side, seven different labels for the right side).

To install the Master Keys:

1. Remove a Master Key from the “tree”. Note the difference between the left and right side versions
2. Insert the Master Key in the appropriate hole over the elastomer until you can feel it “click” when it is pushed in

### CHANGING THE KEYPAD COLOR

The standard keypad color is white. Different colors are available to replace the Decora® insert and Master Keys. For a complete listing visit [www.nilesaudio.com](http://www.nilesaudio.com).

To replace the Decora insert and Master Keys:

1. With a small screwdriver or knife, gently pry off the top of the Decora insert (two plastic tabs hold it in place). Remove the bottom of the Decora insert in the same manner. The Master Keys will come off with the Decora insert.
2. To reinstall, snap the new Decora insert in place, making certain that the buttons are seated over the elastomer.
3. Replace the Master Keys by inserting them in the appropriate holes over the elastomer until you can feel them “click” when pushed in.

### ADDITIONAL LABELING OPTIONS

If needed, Master Key labeling kits are available with 21 different labels. These kits come in each color.

### CONNECT CAT-5 CABLE TO THE KEYPAD

Each Keypad connects to the ZR-4 MultiZone Receiver by a “home run” of CAT-5 cable with RJ-45 connectors utilizing the T-568A wiring convention. The CAT-5 cable connects to the System Terminal on the back of the Keypad.

## LIMITED WARRANTY

Niles Audio Corporation (“NILES”) warrants to the original retail purchaser only that this product will be free of manufacturing defects in material and workmanship for the following periods and subject to the limitations and exclusions set forth below:

#### Lifetime Warranty

All Passive Loudspeaker Products (those not requiring AC or battery power).

#### Ten years from the date of purchase

All Other Passive Products (those not requiring AC or battery power).

#### Two years from the date of purchase

All Active Products (those requiring AC or battery power).

This warranty is not transferable to subsequent purchasers of the product. To obtain warranty service, contact the authorized dealer where you purchased your product or take the unit to the nearest authorized NILES dealer (with proof of purchase – claims made without proof of purchase will be denied) who will test the product and if necessary, forward it to NILES for service. If there are no authorized NILES dealers in your area, you must contact NILES to receive a factory Return Authorization Number. **DO NOT RETURN ANY UNIT WITHOUT FIRST RECEIVING WRITTEN AUTHORIZATION AND SHIPPING INSTRUCTIONS FROM NILES.**

Upon examination, NILES will, at its sole option and expense, repair or replace any product found to be defective. NILES will return the repaired or replaced unit to you via its usual shipping method from the factory to your address in the United States of America or Canada only. Any shipping costs for addresses outside of the United States or Canada shall be the responsibility of the purchaser. In the event that this model is no longer available and cannot be repaired effectively, NILES, at its sole option, may replace it with a different model of equal or greater value, or refund the original purchase price paid. **THE FOREGOING ARE YOUR EXCLUSIVE REMEDIES FOR BREACH OF WARRANTY.**

This Warranty does not include service or parts to repair damage caused by improper use or handling, including but not limited to damage caused by accident, mishandling, improper installation, commercial use, abuse, negligence, or normal wear and tear, or any defect caused by repair to the product by anyone other than NILES.

This warranty does not cover reimbursement for your costs of removing and transporting the product for warranty service evaluation, or installation of any replacement product provided under this warranty.

This Warranty will be void if:

- the Serial Number on the product has been removed, tampered with or defaced.
- the product was not purchased from an authorized dealer or reseller.

**THE FOREGOING WARRANTIES ARE EXCLUSIVE AND IN LIEU OF ALL OTHER EXPRESSED AND IMPLIED WARRANTIES. NILES EXPRESSLY DISCLAIMS ALL SUCH OTHER WARRANTIES, INCLUDING BUT NOT LIMITED TO IMPLIED WARRANTIES OF MERCHANTABILITY, FITNESS FOR A PARTICULAR PURPOSE AND NON-INFRINGEMENT, WITH RESPECT TO THE PRODUCT. TO THE MAXIMUM EXTENT PERMITTED BY LAW, NILES SHALL NOT BE RESPONSIBLE FOR ANY INCIDENTAL OR CONSEQUENTIAL DAMAGES EXCEPT TO THE EXTENT PROVIDED (OR PROHIBITED) BY APPLICABLE LAW, EVEN IF NILES HAS BEEN ADVISED OF THE POSSIBILITY OF SUCH DAMAGES.**

Notwithstanding the above, if you qualify as a “consumer” under the Magnuson-Moss Warranty Act, or applicable state laws, then you may be entitled to any implied warranties allowed by law for the Warranty Period. Further, some states do not allow limitations on how long an implied warranty lasts or allow the exclusion or limitation of consequential damages, so such limitations may not apply to you. This warranty gives you specific legal rights, and you may also have other rights which vary from state to state.

For the name of your nearest authorized NILES dealer, contact: NILES AUDIO CORPORATION, P.O. BOX 160818, Miami, Florida 33116-0818, or call 1-800-289-4434, 1-305-238-4373. Please be advised that NILES only sells its products via the Internet through a select group of authorized Internet dealers. These are listed on our website at [www.nilesaudio.com](http://www.nilesaudio.com). Products offered on the Internet through unauthorized Internet dealers are not covered by the NILES warranty and may be either:

- 1) goods acquired on a secondary or grey market
- 2) counterfeit or stolen goods
- 3) damaged, or defective goods

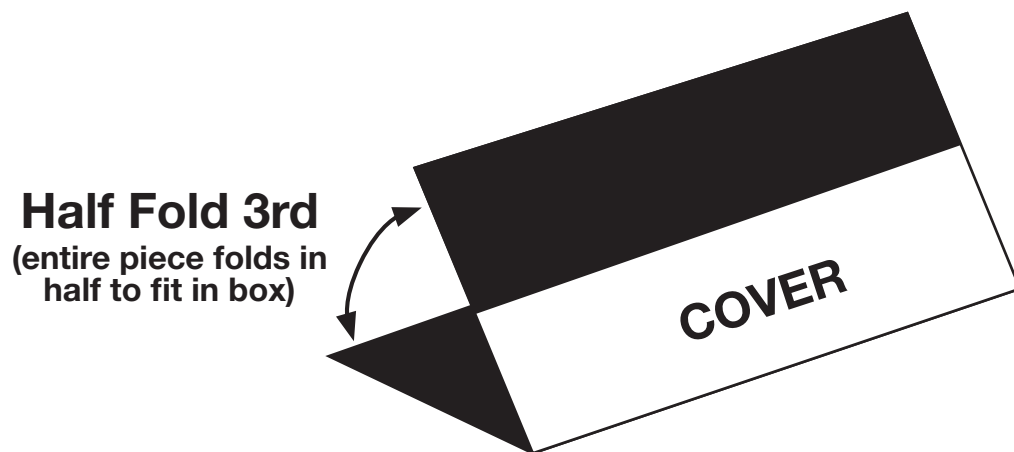
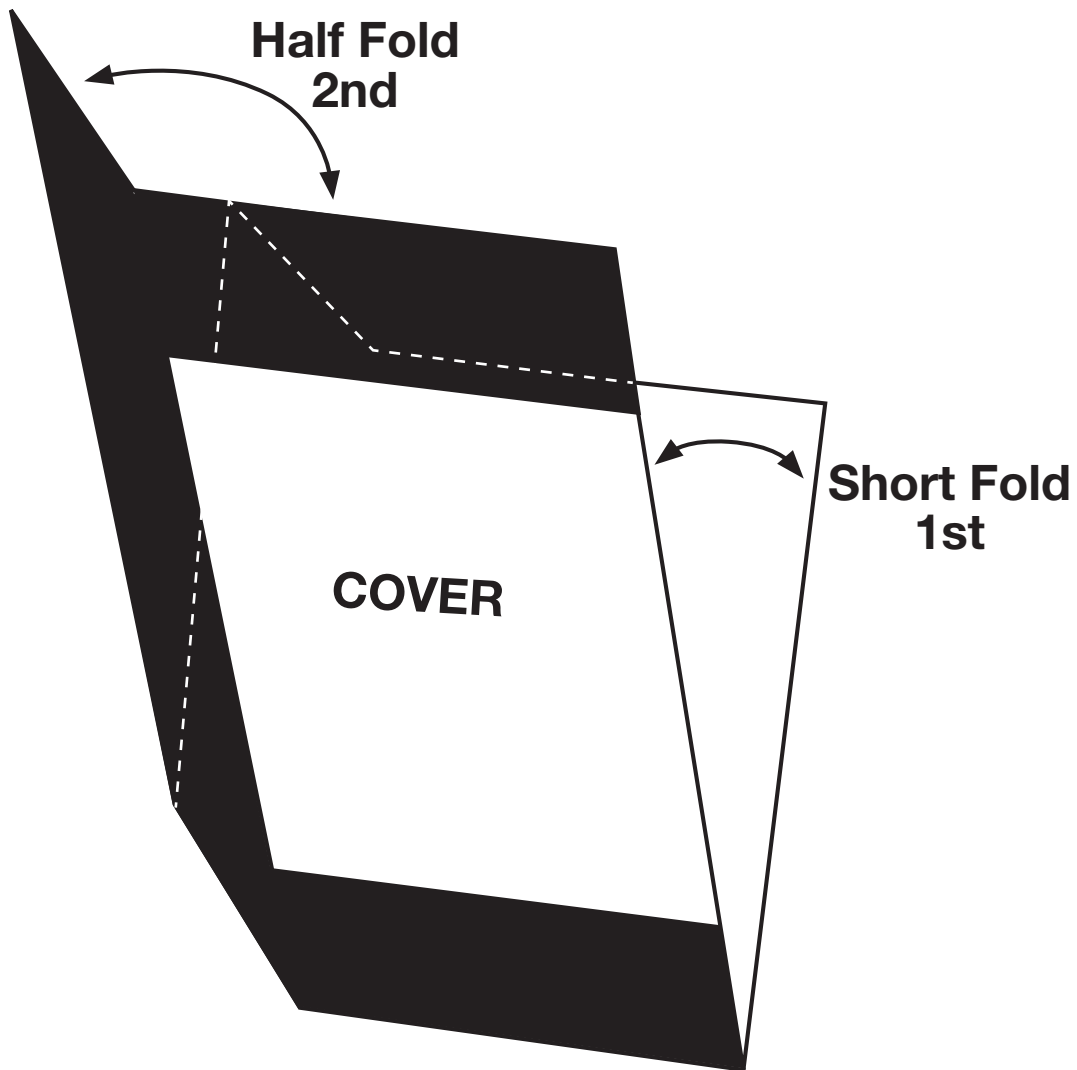
*Please fill in your product information and retain for your records.*

Model: **SOLO-4 IR** Serial No. \_\_\_\_\_ Purchase Date \_\_\_\_\_

#### **ATTENTION: TO OUR VALUED CONSUMERS:**

To insure that consumers obtain quality pre-sale and after-sale support and service, NILES products are sold exclusively through authorized dealers. This warranty is VOID if the products have been purchased from an unauthorized dealer.

# FOLDING INSTRUCTIONS



## Free Manuals Download Website

<http://myh66.com>

<http://usermanuals.us>

<http://www.somanuals.com>

<http://www.4manuals.cc>

<http://www.manual-lib.com>

<http://www.404manual.com>

<http://www.luxmanual.com>

<http://aubethermostatmanual.com>

Golf course search by state

<http://golfingnear.com>

Email search by domain

<http://emailbydomain.com>

Auto manuals search

<http://auto.somanuals.com>

TV manuals search

<http://tv.somanuals.com>