



ES1 Extender System



Wall-Mount Extender System for iPod®

USER MANUAL

CONGRATULATIONS!

Thank you for choosing the iWare® ES1 Extender System from Niles Audio Corporation. With proper installation and operation, you'll enjoy years of trouble free use.

The ES1 Extender System is a pair of wall plates that allow an iPod® to be placed up to 100 meters away from an IntelliControl® ICS Modular MultiZone Receiver or other home entertainment system that it is to be connected to. The input plate has a 30-pin connector for the iPod cable and a connection for the power supply. The output plate has a 30-pin connector for the system connection. Both plates have two CAT5 connectors on the back that carry audio, video, data and other signals between them that allow you to listen to and control your iPod.

Niles manufactures the industry's most complete line of custom installation components and accessories for audio/video systems. To see the complete Niles product assortment, visit us on the Internet at www.nilesaudio.com.

KEY FEATURES

- Extend the reach of an IntelliControl ICS Modular MultiZone Receiver, or any 30 pin iPod enabled home theater system, to an iPod from 3 feet to 300 feet
- Balanced/differential audio to preserve audio quality and reject noise and hum pickup. Also prevents mutual cross-talk between the audio, video, and RS232.
- Balanced/differential video to preserve video quality and reject noise and hum pickup. Also prevents mutual cross-talk between the audio, video, and RS232.
- LED on the Input Plate and Output Plate to indicate that the 12V power supply is connected and that the "receiver/ICS" system is connected.

PRODUCT OVERVIEW

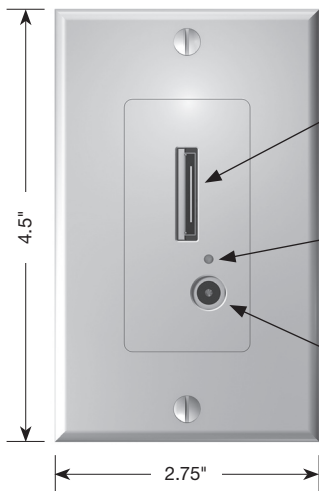
Package Contents

- ES1 input wall plate
- ES1 output wall plate
- 2 white Decora® cover plates
- One 12V in-line power supply

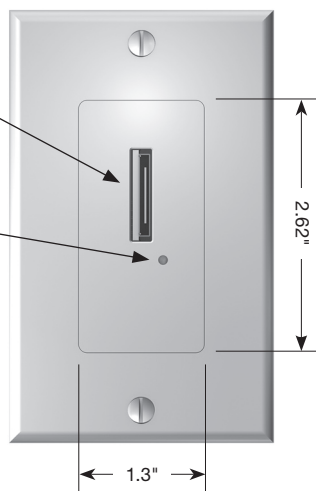
Specifications

- Power: 12V DC @ 1A
- Dimensions:
2.75" W x 4.5" H
- 2-year Limited Warranty

ES1 Input Wall Plate



ES1 Output Wall Plate

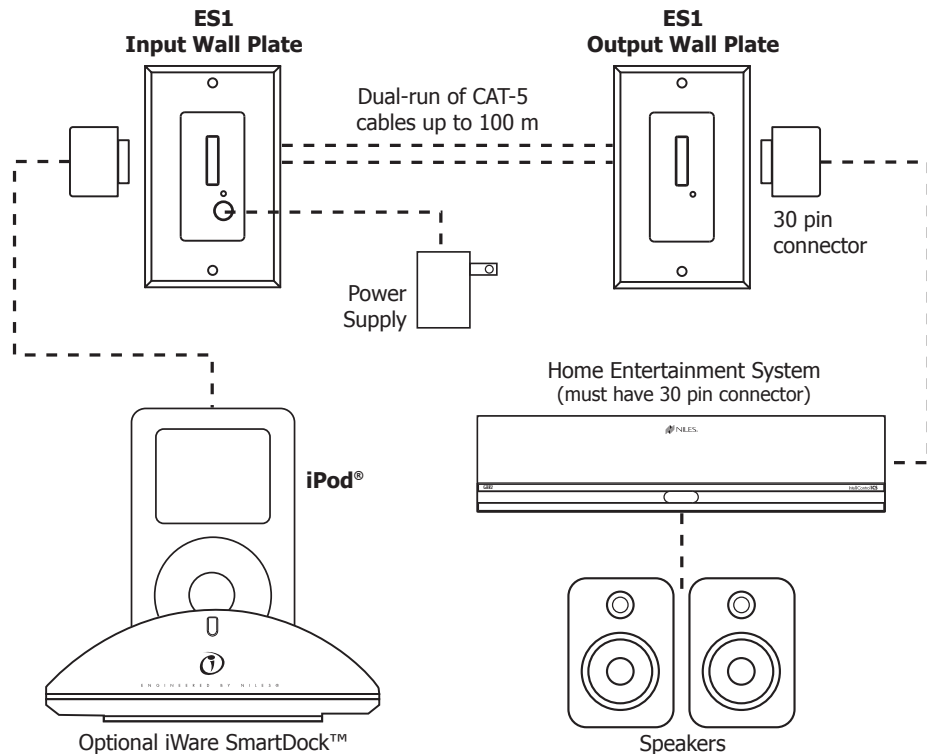


30 Pin Connector
For connecting an iPod®
(input plate) and the system
receiver (output plate)

LED
Indicates that the power supply
is plugged in (input plate)
and that a system receiver is
connected (output plate)

**12V Power Supply
Connector**

ES1 EXTENDER SYSTEM CONNECTION DIAGRAM



USING YOUR ES1 EXTENDER SYSTEM

The iWare® ES1 Extender System allows you to locate your iPod® anywhere from 2 meters to 100 meters from your IntelliControl® ICS system or other 30-pin enabled home entertainment system. Prior to performing any work you must determine where both the system and iPod will be located. Between those two points two lengths of category 5 unshielded twisted pair cable must be installed. These two cables may be any length up to 100 meters and must be terminated using the EIA/TIA T568A standard.

The input plate is different from the output plate in that it has an extra connection in its front side for the power supply. That plate and the power supply are to be installed at the iPod end of the system. Once both of the CAT5 cables are connected, install the input and output plates taking great care to match the two connections at each end. (The two RJ45 jacks are labeled "A" and "B"; Connect the cables A-to-A, and B-to-B.) Connect the power supply to the input plate. Connect the output plate to the 30-pin enabled system and the input plate to the iPod. As an option you can use the iWare SmartDock™ (sold separately) to hold the iPod and add additional functionality. Please see the manual of that device for operation instructions.

Note: In some configurations, when using the ES1 Extender System in conjunction with the SmartDock docking station, it may be necessary to have both the SmartDock and the ES1 Extender System's power supplies plugged in to operate the system.

LIMITED WARRANTY

Niles Audio Corporation ("NILES") warrants this product to the original purchaser to be free of manufacturing defects in material and workmanship for a period of two years from date of purchase.

This Warranty is subject to the following additional conditions and limitations. The Warranty is void and inapplicable if NILES deems that the product has been used or handled other than in accordance with the instructions provided by the manufacturer, including but not limited to damage caused by accident, mishandling, improper installation, abuse, negligence, or normal wear and tear, or any defect caused by repair to the product by anyone other than NILES or an authorized NILES dealer.

To obtain warranty service, take the unit to the nearest authorized NILES dealer, who will test the product and if necessary, forward it to NILES for service. If there are no authorized NILES dealers in your area, you must write to NILES and include your name, address, model and serial number of your unit, along with a brief description of the problem. A factory Return Authorization Number will be sent to you. Do not return any unit without first receiving written authorization and shipping instructions from NILES.

If the above conditions are met, the purchaser's sole remedy shall be to return the product to NILES, in which case NILES will repair or replace, at its sole option, the defective product without charge for parts or labor. NILES will return a unit repaired or replaced under warranty by shipping same by its usual shipping method from the factory (only) at its expense within the United States of America. There are no other warranties, including without limitation, either express or implied warranties of merchantability or fitness for a particular purpose, with respect to the product.

Repair or replacement as provided under this warranty is the exclusive remedy of the consumer/purchaser. NILES shall not be responsible for any incidental or consequential damages except to the extent provided (or prohibited) by applicable law.

Some states do not allow the exclusion or limitation of incidental or consequential damages, so the above limitation may not apply to you. This warranty gives you specific legal rights, and you may also have other rights which vary from state to state.

For the name of your nearest authorized NILES dealer contact:
NILES AUDIO CORPORATION, P.O. BOX 160818
MIAMI, FLORIDA 33116-0818.

Please fill in your product information and retain for your records.

Model _____ Serial No. _____ Purchase Date _____

ES1 Extender System User Manual

DETACH HERE AND RETURN TO: NILES AUDIO CORPORATION WARRANTY REGISTRATION DEPT., P.O. BOX 160818 MIAMI, FLORIDA 33116-0818

Model Purchased _____	Serial Number _____
Date Purchased _____ Dealer Name and Location _____	
<input type="radio"/> Dr. <input type="radio"/> Miss <input type="radio"/> Mr. <input type="radio"/> Mrs. <input type="radio"/> Ms.	
Name _____	Address _____
City _____	State _____ Zip _____ Tel () _____

Please take a moment to fill out our warranty registration card. The information helps us to get to know you better and develop the products you want

<p>Age:</p> <input type="radio"/> Under 25 <input type="radio"/> 25-34 <input type="radio"/> 35-44 <input type="radio"/> 45-54 <input type="radio"/> 55 & over <p>Income:</p> <input type="radio"/> Under \$24,999 <input type="radio"/> \$25,000-\$44,999 <input type="radio"/> \$45,000-\$74,999 <input type="radio"/> \$75,000-\$99,999 <input type="radio"/> \$99,999-\$129,999 <input type="radio"/> Over \$130,000 <p>Occupation:</p> <input type="radio"/> Arts/Entertainment <input type="radio"/> Business Owner <input type="radio"/> Engineer <input type="radio"/> Finance/Accounting <input type="radio"/> General Office <input type="radio"/> Management <input type="radio"/> Professional <input type="radio"/> Sales/Marketing <input type="radio"/> Student <input type="radio"/> Tradesperson	<p>Musical tastes: (Please check all that apply)</p> <input type="radio"/> Alternative <input type="radio"/> Classical <input type="radio"/> Country <input type="radio"/> Jazz <input type="radio"/> New Age <input type="radio"/> Popular <input type="radio"/> R&B <input type="radio"/> Rock <input type="radio"/> Other _____ <p>How did you hear about Niles?</p> <input type="radio"/> Architect/Developer <input type="radio"/> Custom Installer <input type="radio"/> Direct Mail <input type="radio"/> Friend/Family <input type="radio"/> In-Store Display <input type="radio"/> Interior Designer <input type="radio"/> Magazine Ad <input type="radio"/> Mail-Order Catalog <input type="radio"/> Newspaper Ad <input type="radio"/> Product Brochure <input type="radio"/> Product Review <input type="radio"/> Retail Salesperson <input type="radio"/> E-Tailer	<p>What magazines do you read?</p> <p>1. _____</p> <p>2. _____</p> <p>3. _____</p> <p>Who will install the product?</p> <input type="radio"/> Custom Installer <input type="radio"/> Electrician <input type="radio"/> Friend <input type="radio"/> Myself <input type="radio"/> Builder <p>Which factor(s) influenced the purchase of your Niles product? (Please check all that apply)</p> <input type="radio"/> Ease of Use <input type="radio"/> Price/Value <input type="radio"/> Product Features <input type="radio"/> Quality/Durability <input type="radio"/> Reputation/Brand <input type="radio"/> Style/Appearance <input type="radio"/> Warranty	<p>Do you . . . ?</p> <input type="radio"/> Own a House. If yes, how many square feet? <hr/> <input type="radio"/> Own a Town House/Condominium/Co-op <input type="radio"/> Rent an Apartment <input type="radio"/> Rent a House <p>Are you interested in receiving literature on other Niles products?</p> <input type="radio"/> Yes <input type="radio"/> No <p>Are there products/capabilities that you would like to see introduced?</p> <hr/> <hr/> <hr/> <hr/>
---	---	---	---

CUSTOMER SERVICE AND TECHNICAL SUPPORT

BY PHONE (IN USA)

1-800-BUY-HIFI (289-4434)

BY PHONE (OUTSIDE USA)

1-305-238-4373

CUSTOMER SERVICE HOURS

8:00 AM to 5:30 PM EST

TECHNICAL SUPPORT HOURS

8:00 AM to 7:00 PM EST

ON THE WEB

www.nilesaudio.com

EMAIL TECHNICAL SUPPORT

techsupport@nilesaudio.com

EMAIL FOR PRODUCT SUGGESTIONS

productsuggestions@nilesaudio.com

©2006 Niles Audio Corporation 12331 S.W. 130 Street, Miami, FL 33186. All rights reserved. Niles, the Niles logos and iWARE are registered trademarks of Niles Audio Corporation. SmartDock is a trademark of Niles Audio Corporation. All other trademarks are the property of their respective owners. Niles reserves the right to change specifications, descriptions and prices without notice. The technical and other information contained herein is not intended to set forth all technical and other specifications. Designed and engineered in the USA. DS00512A

E N G I N E E R E D B Y



Download from Www.Somanuals.com. All Manuals Search And Download.

Free Manuals Download Website

<http://myh66.com>

<http://usermanuals.us>

<http://www.somanuals.com>

<http://www.4manuals.cc>

<http://www.manual-lib.com>

<http://www.404manual.com>

<http://www.luxmanual.com>

<http://aubethermostatmanual.com>

Golf course search by state

<http://golfingnear.com>

Email search by domain

<http://emailbydomain.com>

Auto manuals search

<http://auto.somanuals.com>

TV manuals search

<http://tv.somanuals.com>