

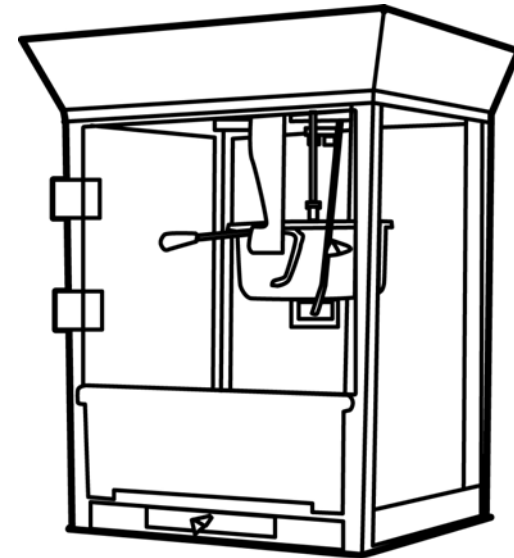
LARGE POPCORN MACHINE™
LPM-529



Nostalgia Products Group LLC
1471 Partnership Dr.
Green Bay, WI 54304-5685

Visit Us Online at
www.nostalgiaelectrics.com

©2009 Nostalgia Products Group LLC



Commercial & Household Approved

**Read These
Instructions
Before Using
This Unit!
Save These
Instructions**

RETURNS & WARRANTY

SHOULD YOUR UNIT NOT WORK OR IS DAMAGED WHEN YOU FIRST TAKE IT OUT OF THE BOX, PLEASE RETURN IT TO THE PLACE OF PURCHASE IMMEDIATELY.

Should you have any questions, please contact us via email or at the customer service number listed below between the hours of 8:00 AM and 5:00 PM, Monday through Friday, Central Standard Time.

Distributed by:

Nostalgia Products Group LLC
1471 Partnership Dr.
Green Bay, WI 54304-5685

Customer Service

Phone: (920) 347-9122
Web: www.nostalgiaelectrics.com

Customer Service Inquiry

To submit a Customer Service inquiry, go to www.nostalgiaelectrics.com and fill out the **Customer Service Inquiry** form and click the Submit button. A representative will contact you as soon as possible.

LARGE POPCORN MACHINE™
LPM-529
Limited Warranty

This appliance is designed and built to provide many years of satisfactory performance under normal household use. The distributor pledges to the original owner that should there be any defects in material or workmanship during the first 90 days of purchase, we will repair or replace the unit at our option. Our pledge does not apply to damages caused by shipping, mishandling or unit being dropped. A product deemed defective either from manufacturing or being mishandled is up to the distributor's discretion. In order to obtain service under this warranty, please contact Nostalgia Products Group, LLC at the telephone number listed above or by filling out the Customer Service Inquiry Form located at www.nostalgiaelectrics.com.

This warranty does not apply to re-manufactured merchandise.

Please read these instructions carefully. Failure to comply with these instructions, damages caused by improper replacement parts, abuse or misuse will void this pledge to you and is being made in place of all other expressed warranties.

POPCORN FACTS

- Did you know that most of the **world's** popcorn comes from Nebraska and Indiana.
- Americans today consume 17 billion quarts of popped popcorn each year. The average American eats about 70 quarts.
- A popcorn kernel is really a seed. There is a small amount of water inside each seed, which once it reaches a specific temperature allows the kernel to pop. Sometimes this water is not inside some kernels and that is why there can be times that certain kernels will not pop.
- There are many sites currently on the Internet with fascinating information on popcorn. Just pop the word "POPCORN" into a 'search engine' and there is so much to choose from. There is also information in books at your favorite bookstore or library.
- Another important fact is, any type of popcorn can be popped in your OLD FASHIONED MOVIE TIME POPCORN CART™. In fact, the cheapest kind generally works as well as any. It doesn't have to cost a fortune to enjoy hot, fresh theater-style popcorn. Try different kinds of popcorn until you find the one that is right for you!

Enjoy your new LARGE POPCORN MACHINE™!

12

IMPORTANT SAFE GUARDS

When using electrical appliances, basic safety precautions should always be followed, including the following:

1. Read all instructions before operating this appliance.
2. Keep door closed while operating. Do not touch kettle while operating – this gets very HOT.
3. To protect against electrical shock do not immerse cord, plug or any part of this unit in water or other liquids.
4. Close supervision is necessary when any appliance is used by or near children.
5. Unplug from outlet when not in use and before removing parts and before cleaning.
6. DO NOT operate any appliance with a damaged cord or plug or if the appliance has been damaged in any manner. Return the appliance to the nearest repair shop for examination or repair or send back to company as stated in this booklet in the warranty.
7. The appliance manufacturer does not recommend the use of accessory attachments. This may cause injuries.
8. DO NOT use outdoors.
9. Position this unit near outlet to prevent any hazard of injury due to tripping over cord.

1

IMPORTANT SAFE GUARDS

11. DO NOT leave kettle motor running once popping has ceased.
12. Extreme caution must be used when moving this appliance.
13. DO NOT use the appliance for other than its intended use.
14. A unit that is plugged into an outlet should not be left unattended while in operation.
15. Check kettle for presence of foreign objects prior to use.
16. Make sure kettle is properly attached to brackets before operating and motor plug is plugged into kettle.
17. A short power supply cord is provided to reduce the risk resulting from becoming entangled or tripping over a long cord.
18. Longer detachable power supply cords can be used if care is exercised in their use.
19. The marked electrical rating of an extension cord should be at least as great as the electrical rating of the appliance.
20. This appliance has a polarized plug (one blade is wider than the other). To reduce the risk of electrical shock, this plug is intended to fit into a polarized outlet only one way.



SAVE THESE INSTRUCTIONS!

A Little History on Popcorn

Did you know that archaeologists found 80,000-year-old corn pollen below Mexico City? Researchers believe that ancient people probably had popcorn, of sorts, due to the fact that this 80,000-year-old pollen is almost exactly the same as modern popcorn pollen.

Discovered in the “Bat Cave” of central New Mexico was the oldest popcorn ever found, thought to be about 5,600 years old. Archaeologists have found actual ancient kernels of popcorn in the Tombs of Peru that are so well preserved that they can still pop!

In a cave in southern Utah, researchers have found 1,000 year old popcorn that amazingly still looks fluffy and white after the dust is removed. With the right conditions, almost anything can be preserved to a perfect state.

Native Americans introduced Europeans to popcorn. Natives were seen wearing popcorn as necklaces and headdresses and they were also seen eating popcorn by Cortes during his invasion of Mexico and by Columbus when he arrived in the West Indies.

The Native Americans brought popped corn to the first Thanksgiving. Natives also made a popcorn beer and some made popcorn soup. Colonists enjoyed the first puffed breakfast cereal – a bowl of popcorn with cream or milk.

During World War II, sugar was rationed which changed our snacking habits. Americans began eating three times the amount of popcorn than before, usually at the movies.

Popcorn has obviously been around for a long time and I'm sure we can count on it being here for a long time to come.

IMPORTANT PRECAUTIONS

Appliance Specifications:

120 Volts

60HZ

5.3 Amps

640 W

Important Precautions to Remember:

- A. NEVER immerse in water.
- B. NEVER use near water.
- C. NEVER use an abrasive sponge or cloth.
- D. NEVER use a scouring pad on the unit.
- E. NEVER leave unit unattended while in use.
- F. NEVER force kettle in or out of the brackets as this may misalign gears and will not operate properly.
- G. Unplug unit from outlet when not in use and when cleaning.
- H. DO NOT operate this appliance with a damaged cord or plug or in the event the appliance ever malfunctions.
- I. DO NOT clean any parts of this unit in dishwasher.
- J. Keep out of reach of children.
- K. This appliance is NOT A TOY.
- L. This appliance is not intended for use by young children or infirm persons without supervision.
- M. Young children should be supervised to ensure that they do not play with this appliance.

INTRODUCTION

Thank you for purchasing This LARGE POPCORN MACHINE™. This nostalgic looking popcorn machine resembles the late 1800's to early 1900's corner vendor style popcorn machines.

The LARGE POPCORN MACHINE™ is only designed in appearance to look like the nostalgic style popcorn machines, however, it is a technologically advanced kettle popcorn maker.

The LARGE POPCORN MACHINE™ will delight your family and friends for years. Please take care of your machine by following these simple instructions and precautions.

Display your LARGE POPCORN MACHINE™ with pride and "we'll see you at the movies!" The LARGE POPCORN MACHINE™ makes hot, fresh, theater style popcorn every time – anytime!

- Regular theater style popcorn – add butter and salt
- Flavored popcorn – add seasoning from our **Gourmet Popcorn Seasoning Kit.**
 - White Cheddar
 - Parmesan & Garlic
 - Natural Ranch
- Or popped and eaten without any seasonings if you prefer
Use your imagination, you know how you like your popcorn best, so however you like it – ENJOY!

The LARGE POPCORN MACHINE™ is designed for the home and can be used in;

- **Your Family Room**
- **Recreation Room**
- **The Office**
- **Club House**

And generally anywhere people gather to have fun...

For cleaning of the kettle bowl

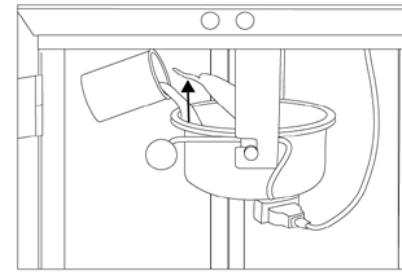


figure 1

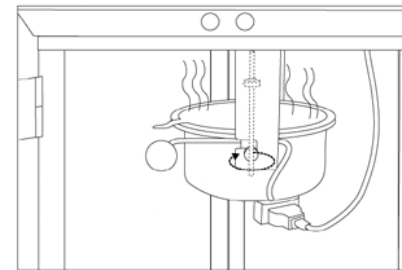


figure 2

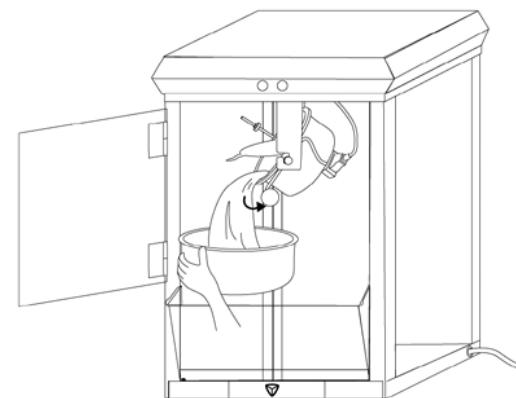



figure 3

1. Switch "OFF" the unit.
2. Pull up the cover and pour approx. 2 cups water into the kettle. (figure 1)
water into the kettle.
3. Switch the unit "ON" and let the machine move and heat up for about 15 minutes. (figure 2)
4. Pour out the water by turning the handle of the bowl anti-clockwise. NOTE: Use a bowl to fill water. Do not drip water onto the platform of the unit that will lead to electrical shock.(figure 3)
5. Repeat the procedure from Point (1) to Point (4) once more.

CLEANING

1. Make sure unit is unplugged before cleaning. Unplug the outer plug to the outlet as well as the kettle motor plug inside the unit. (See below)




2. See instruction on Page 9 for kettle cleaning.

3. Use slightly damp, non-abrasive sponge or non-abrasive towel to wipe clean inside and outside of unit, then wipe with a non-abrasive dry towel to dry.

NOTE: Never immerse the kettle unit in any liquid, wipe clean with damp cloth. Never place any parts in dishwasher, always wash by hand.

4. Pull out kernel catching tray and empty. Wipe out with a damp cloth and dry. Replace tray. (See below)



INTRODUCTION

Now you can enjoy theater style popcorn to snack on...

- **Watching TV or a movie at home**
- **Parties**
- **Family or neighborhood gatherings**
- **Family game night**

And more...

The LARGE POPCORN MACHINE™ is easy to use, just follow these simple instructions.

After Taking The Unit Out Of The Box


- A. Your LARGE POPCORN MACHINE™ needs little assembly. (See assembly instructions sheet)
- B. Before first use, wipe clean the inside of the unit with a non-abrasive moist sponge or a non-abrasive towel or cloth and then wipe with a non-abrasive dry towel.
- C. Wipe clean the inside of the kettle and be sure it is properly placed in the brackets before starting, plug in kettle plug.
- D. Now you are ready to enjoy fresh, hot and tasty theater style popcorn from your LARGE POPCORN MACHINE™.

USING YOUR LARGE POPCORN MACHINE™

1. First, find a flat surface near an electrical outlet before starting. (Make sure your cord is away from any water source. If needed, it is acceptable to use an extension cord.)

Gather your popcorn making supplies; popcorn, seasonings, bowls or bags for holding the popcorn, cooking oil, measuring cup and spoon. (See parts listed separately with assembled instructions).

2. Plug in your unit in the OFF position.





3. Make sure top unit is properly placed on a solid surface.
4. Make sure kettle motor is plugged in.
5. Turn unit ON with switch at crown of machine. Allow the unit to run for 3 – 5 minutes to heat up kettle. Turn unit OFF.
6. By using the 1-Tbs. oil Measuring spoon supplied

with your LARGE POPCORN MACHINE™, add your favorite popcorn cooking oil to the kettle.

7. Then by using the ½ cup popcorn-measuring cup supplied, add popcorn to the kettle.
8. Turn the unit ON, close the door. In no time at all, you can hear the popping begin. Then fresh hot popcorn will begin to burst out of the flip lids on the kettle, just like at the theater!

When popping sound obviously slows down or stops, turn the unit OFF. Flip the kettle over (see page 7) to empty the kettle. Repeat steps 6 thru 8 until desired amount of popcorn has been popped.



Free Manuals Download Website

<http://myh66.com>

<http://usermanuals.us>

<http://www.somanuals.com>

<http://www.4manuals.cc>

<http://www.manual-lib.com>

<http://www.404manual.com>

<http://www.luxmanual.com>

<http://aubethermostatmanual.com>

Golf course search by state

<http://golfingnear.com>

Email search by domain

<http://emailbydomain.com>

Auto manuals search

<http://auto.somanuals.com>

TV manuals search

<http://tv.somanuals.com>