



OKILAN 310e+ Installation Guide

- 1** **Warning: Disconnect the printer from a.c. power before installing board.**



Turn the printer around so that the rear is facing you.


2



Use a screwdriver to remove serial interface board from back panel of printer.

If a SIMM module is present on the serial interface board, you will need to migrate it to the SIMM 1 slot on the OKILAN 310e+ card (see **Installing SIMM Options**, step 1, below).

- 4** Insert the OKILAN 310e+ into the printer making sure that the board locates in the guide rails. Push the board firmly into place. Tighten the screws (if fitted) on the option board. If the screws do not locate, the board may not be properly seated.



5


After you have installed the Network Print Server:

Confirm that your printer recognizes the new components, including any additional RAM memory, by printing the menu. Refer to your printer's User's Guide for this procedure. Refer to your *OKILAN 310e+ Network Administrator's Guide* for additional information regarding configuring and cabling details.

Installing SIMM Options


1

- ❶ Use SIMM 1 slot for additional memory only.



- ❷ Use SIMM 2 for FLASH ROM option only.

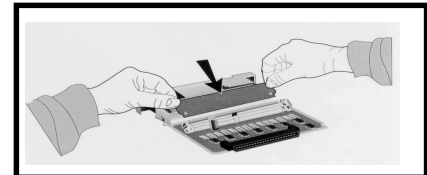
3



Locate guide rails ❶ and edge connector ❷.

2

Insert the gold metallic contact edge of the SIMM firmly into the socket at a 30 degree angle. Bring the SIMM upright to a 90 degree angle until the SIMM clicks into place.



OKIDATA Service Centers

UNITED STATES

Oki Data Americas, Inc.
Tel: 1-800--654-3282
Fax: 1-856-222-5247

MEXICO

Oki Data de Mexico, S.A. de C.V.
Tel: (525) 661-6860
Fax: (525) 661-5861

CANADA

Oki Data Americas, Inc.
Tel: 1-800--654-3282
Fax: 1-856-222-5247

BRAZIL

Oki Data do Brasil, Ltda.
Tel: (5511) 5589-1518
Fax: (5511) 5584-0267

Limited Warranty

Oki Data Americas, Inc. (Oki Data) warrants this OPTION to be free from defect in material and workmanship and will remedy any such defect according to the terms of this *Limited Warranty*.

Oki Data will repair (or at its option, replace) at no charge, any defective part(s) of the OPTION for one (1) year from the date of purchase. This *Limited Warranty* extends to the original purchaser only.

To make request or claim for service under this *Limited Warranty* the original purchaser must return the Oki Data product, shipping prepaid, in the original shipping container or equivalent, to Oki Data or an authorized Oki Data service center and assume the risk of loss or damage in transit. A written receipt for the product, showing the date of purchase, dealer's name, and item purchased must accompany any request or claim for work to be performed under this *Limited Warranty*.

This *Limited Warranty* shall not apply if the product has been damaged due to abuse, misuse, misapplication, accident, or as a result of service or modification by any other than an authorized Oki Data service center.

THERE ARE NO EXPRESSED WARRANTIES OTHER THAN THOSE ON THE FACE HEREOF AND DESCRIBED ABOVE. NO WARRANTIES WHETHER EXPRESSED OR IMPLIED, INCLUDING, BUT NOT LIMITED TO, ANY PARTICULAR PURPOSE, SHALL EXTEND BEYOND THE RESPECTIVE WARRANTY PERIOD DESCRIBED ABOVE OF ONE (1) YEAR. Some states do not allow limitations on how long an implied warranty lasts, so the above limitation may not apply to you.

OKI DATA SHALL NOT BE RESPONSIBLE OR LIABLE FOR ANY SPECIAL, INCIDENTAL OR CONSEQUENTIAL DAMAGES OR LOSS ARISING FROM THE USE OF THIS PRODUCT. Some states do not allow the exclusion or limitation of incidental or consequential damages, so the above exclusion may not apply to you.

Additional information on obtaining service under this *Limited Warranty* is available by contacting the Oki Data dealer from whom the product was purchased, by contacting Oki Data directly at 1-800- OKI-DATA (U.S. and Canada), or by contacting one of the service depots listed above.

This *Limited Warranty* applies to this Oki Data Option. However, the procedure for obtaining service may vary outside the continental United States. Contact your Oki Data dealer for such warranty service information.

This warranty gives you specific legal rights, and you may also have other rights which vary from state to state.

For the most up-to-date listing of Oki Data authorized Service Centers, call 1-800-OKI-DATA (1-800-654-3282) or visit our web site at <http://okidata.com/>.

Free Manuals Download Website

<http://myh66.com>

<http://usermanuals.us>

<http://www.somanuals.com>

<http://www.4manuals.cc>

<http://www.manual-lib.com>

<http://www.404manual.com>

<http://www.luxmanual.com>

<http://aubethermostatmanual.com>

Golf course search by state

<http://golfingnear.com>

Email search by domain

<http://emailbydomain.com>

Auto manuals search

<http://auto.somanuals.com>

TV manuals search

<http://tv.somanuals.com>