

Reliable Series

For better equipment protection

RS650 / RS1200 / RS650-RM / RS1200-RM



* RS650 / RS1200 (LCD/ LED Display)

RS650 / RS1200

Features

- * Wide input range (220V±25%)
- * Cold start available
- * Automatic battery charging in UPS off mode
- * Surge protection
- * Self-test on startup
- * Strong generator compatibility, full protection against over voltage / low voltage
- * Strong EMI filtering
- * Software monitoring feature (RS232 & USB)
- * Battery is replaceable without power supply interruption


Specifications

Model Name	RS650	RS1200
VA Rating	650VA	1200VA
Real Power Rating	390W	720W
On-battery Output Waveform	Step Wave	
INPUT		
Phase	Single Phase + N	
Voltage	110V / 120V / 220V / 230V / 240V ± 25%*	
Frequency	50 / 60Hz ± 10%	
OUTPUT		
Voltage	110V / 120V / 220V / 230V / 240V ± 10%*	
Frequency	50 / 60Hz ± 1% On battery	
Transfer	6-10 ms (typical)	
Socket	NEMA 5-15R, IEC 320 C13	
BATTERY		
Quantity	12V / 7AH x 1	12V / 7AH x 2
Recharge	up to 90% Capacity in 8 Hours	
Backup	10~20 Minutes, Depending on Load and Model	
GENERAL		
Front Panel Display	LED or LCD (Optional)	
Surge Protection	RJ11 & RJ45 for Modem and LAN	
Communication	RS232 or USB (Optional)	
Noise	< 45db (1 Meter)	
Temperature	0~40°C	
Humidity	20~90% (Non-condensing)	
Dimension (mm) (Physical/Packing)	340 x 95 x 165 / 375 x 145 x 230	340 x 125 x 220 / 460 x 180 x 295


* See VS1000C on page 6

Rear Panel


RS650 / 120V




RS650 / 230V



RS1200 / 120V



RS1200 / 230V



Free Manuals Download Website

<http://myh66.com>

<http://usermanuals.us>

<http://www.somanuals.com>

<http://www.4manuals.cc>

<http://www.manual-lib.com>

<http://www.404manual.com>

<http://www.luxmanual.com>

<http://aubethermostatmanual.com>

Golf course search by state

<http://golfingnear.com>

Email search by domain

<http://emailbydomain.com>

Auto manuals search

<http://auto.somanuals.com>

TV manuals search

<http://tv.somanuals.com>