HH-2100 SERIES THERMOMETER

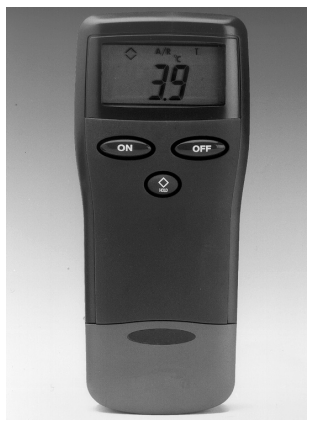

OPERATING INSTRUCTIONS

OMEGA
An OMEGA Technologies Company

M-4017/0509
13373
rev.2

GB

Some of the options described may not apply to this instrument. Please check the functions of the instrument you have purchased before proceeding.

Model	HH2106T	HH2146T
Sensor	T	Thermistor
C/F	X	X
Hold	Y	Y

X Instrument supplied pre-set to either °C or °F
Y Function available
Refer to rear of instrument for the temperature ranges.

INSTRUMENT OPERATION

BATTERIES

Two AA or equivalent cells. Follow instructions on reverse of instrument for fitting/replacement.
When symbol appears on display, replace batteries.

IP67 RATING

The waterproof rating for this product will not be maintained unless the screws holding the battery compartment are firmly tightened when inserting or replacing batteries.

ON - OFF

Press **ON** key for on and **OFF** key for off. Automatic switch-off after 12 minutes. If ◇ key is held when unit is switched on, automatic switch-off function will be disabled until the unit is switched off.

PROBE CONNECTION

The following probes should be used with the HH2100 Series Thermometers.

Probe Code	THX-HH2146T	THX-HH2106T
Sensor Type	Thermistor	T
Tip Dimensions	120mm x 3.3mm	90mm x 3.3mm
Handle Length	143mm	143mm
Units used with	HH2146T	HH2106T

THX-HH2146T

THX-HH2106T

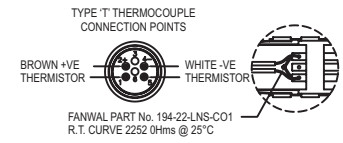

WARNING - Do not bring probe into contact with any service connected to a hazardous voltage (i.e. a voltage exceeding 30 volts RMS or 42.4 volts peak with respect to either earth or ground). Ensure that the probe is suitable for the application, paying particular attention to the temperature range and type of thermocouple. Connect probe plug into the socket at top of instrument.
NOTE: Only probe listed should be used with the HH2100 series thermometer range.

BACKLIGHT (except HH2146T)
Press and hold **ON** key.

DISPLAY

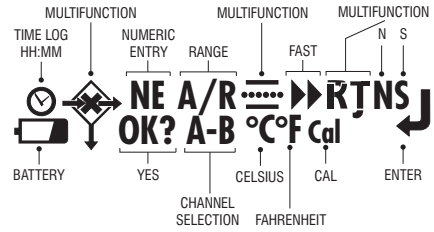

DISPLAY HOLD

Pressing ◇ key freezes the display and ◇ will appear on the display. Press ◇ key again to return to normal display.

TEST RESULTS

Type T to BS EN 60584-1/DIN 43710 [ ]
Thermistor [ ]

Model: ..... Serial No: .....

This instrument has been calibrated in: .....

Tested by: .....

This instrument has been designed to meet environmental condition:

Norm IP67 [ ]

INPUT	READING

OMEGA
An OMEGA Technologies Company

Servicing USA and Canada: Call OMEGA Toll Free

USA
One Omega Drive, Box 4047
Stamford, CT 06907-0047
Telephone: (203) 359-1660
FAX: (203) 359-7700

Canada
976 Bergar
Laval (Quebec) H7L 5A1
Telephone: (514) 856-6928
FAX: (514) 856-6886

Sales Service: 1-800-826-6342 / 1-800-TC-OMEGA℠
Customer Service: 1-800-622-2378 / 1-800-622-BEST℠
Engineering Service: 1-800-872-9436 / 1-800-USA-WHEN℠
TELEX: 996404 EASYLINK: 62968934 CABLE: OMEGA

Servicing Europe: United Kingdom Sales and Distribution Centre
25 Swannington Road, Broughton Astley,
Leicestershire LE9 6TU, England
Telephone: 44 (1455) 285520 FAX: 44 (1455) 283912

The OMEGA Complete Measurement and Control Handbooks & Encyclopedias

✔ Temperature
✔ Pressure, Strain & Force
✔ Flow and Level
✔ pH and Conductivity
✔ Data Acquisition Systems
✔ Electric Heaters
✔ Environmental Monitoring and Control

Call for your FREE Handbook Request Form today: (203) 359-RUSH

SENSOR OPEN CIRCUIT OR OVERRANGE/UNDERRANGE INDICATION

If the sensor is open circuit, the display will show **O-C** as long as condition exists.

INSTRUMENT ACCURACIES

All ±1 digit.
Model HH2106T
±0.2°C/0.4°F over range -20°C to +70°C/-4°F to +158°F
±0.1% rdg ±0.2°C/0.4°F elsewhere
Model HH2146T
±0.2% rdg ±0.1°C/0.2°F over range -150°C to +800°C/ -238°F to +1472°F

COMMON SPECIFICATION

Dimensions: 155 x 67 x 40mm/6.1 x 2.6 x 1.6 inches
Weight: 180g/6.4 oz

INSTRUMENT CALIBRATION

Please note that the HH2100 series range of thermometers can only be calibrated by an Omega Service Center. For details of your nearest center please refer to the end of these operating instructions.

The overall performance of the instrument is obtained by combining the stated accuracy and any uncertainty due to the measurement process.

D

Einige der beschriebenen Optionen können mit diesem Instrument möglicherweise nicht genutzt werden. Vor der Benutzung ist zu prüfen, mit welchen Optionen das gekaufte Gerät ausgestattet ist.

Modell	HH2106T	HH2146T
Sensor	T	Thermistor
C/F	X	X
Data Hold	Y	Y

X Gerät im Werk auf °C oder °F eingestellt
Y Funktion erhältlich
Der Meßbereich ist auf die Rückseite des Gerätes angegeben.

GERÄTE ANWENDUNGEN

BATTERIE

2 AA Batterie oder ähnlich. Die Bedienungsanleitung ist auf die Rückseite des Gerätes zu finden. Wenn im Display erscheint, sollten Sie die Batterie wechseln.

IP67 SCHUTZKLASSE GEGEN STAUB UND WASSER

Die Schutzklassen IP65/67 bleiben nur dann erhalten, wenn nach dem Einbau von Batterien bzw. dem Batteriewechsel, der Deckel mit Dichtung ordnungsgemäß aufgesetzt und verschraubt wird.

EIN/AUSSCHALTEN

Die **ON** Taste schaltet das Gerät ein und die **OFF** Taste schaltet das Gerät aus. Automatische Abschaltung nach 12 Minuten. Sollten Sie die ◇ Taste beim Einschalten gedrückt halten, wird die automatische Abschaltung ausgeschaltet.

FÜHLER ANSCHLUSS

Die HH2100 Thermometer-Serie sollte mit den folgenden Fühlern verwendet werden.

Fühler Code	THX-HH2146T	THX-HH2106T
Sensortyp	Thermistor	T
Abmessungen der Spitze	120mm x 3,3mm	90mm x 3,3mm
Länge des Handgriffs	143mm	143mm
Geräte verwendet mit	HH2146T	HH2106T

THX-HH2146T

THX-HH2106T

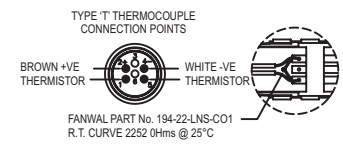

ACHTUNG - Bringen Sie den Fühler nicht mit unter Spannung stehenden Gegenständen in Berührung (d.h. eine Spannung vom mehr als 30V RMS oder 42.4V).
Schliessen Ihren Fühler im Sockel auf der Oberseite des Gerätes an.
HINWEIS: Nur aufgeführte Proben sollten mit der HH2100 Thermometer-Serie verwendet werden.

HINTERGRUNDBELEUCHTUNG (ausser HH2146T)
Die Taste **ON** gedrückt halten.

ANZEIGE

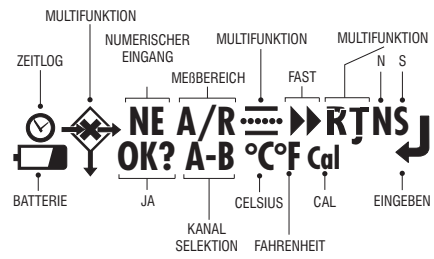

DATA HOLD

Durch Drücken der Taste ◇ wird die Meßwert festgehalten und ◇ am Display angezeigt. Durch erneutes Drücken der Taste ◇ kehrt das Gerät in den normalen Meßmodus zurück.

ANZEIGE OFFENENER MEßWERTEINGANG DES FÜHLERS ODER ÜBER/UNTERSCHREITUNG DES MEßBEREICHES

Beim offenen Meßwerteingang erscheint **O-C** auf der Anzeige.

GENAUIGKEIT DER GERÄTE

±1 Digit.
Modelle HH2106T
±0.2°C/0.4°F von -20°C und +70°C/-4°F und +158°F
±0.1% der Anzeige ±0.2°C/0.4°F sonst
Modelle HH2146T
±0.2% der Anzeige ±0.1°C/0.2°F zwischen -150°C und +800°C/-238°F und +1472°F

ALLGEMEINE SPEZIFIKATION

Abmessungen: 155 x 67 x 40mm
Gewicht: 180g

EICHUNG DES GERÄTES

Wir weisen darauf hin, dass die HH2100 Thermometer-Serie nur in einem Omega Service Center geeicht werden kann. Weitere Informationen über das nächste Center in Ihrer Nähe finden Sie am Ende dieser Bedienungsanleitung.

Die Gesamtleistung ergibt sich aus der angegebenen Genauigkeit des Instrumentes und eventuellen Abweichungen, die durch den Meßprozeß entstehen können.

E

Puede ser que ciertas de las opciones descritas no sean relevantes para este instrumento. Antes de continuar, compruebe las funciones del instrumento adquirido.

Modelo	HH2106T	HH2146T
Sensor	T	Termistor
°C/°F	X	X
Retención	Y	Y

X Instrumento suministrado preajustado solamente a °C o °F.
Y Función disponible.
Refiérase a la parte trasera del instrumento para determinar los rangos de temperatura.

OPERACION DEL INSTRUMENTO

PILAS

Dos pilas de tipo AA o su equivalente. Cuando aparece el símbolo en el visualizador, sustituir las pilas.

PROTECCIÓN IP67

La protección hermética de este instrumento se mantendrá sólo si los tornillos que sujetan el compartimento de las baterías estan firmemente apretados.

ENCENDIDO-APAGADO

Pulsar la tecla **'ON'** para encender el instrumento y **'OFF'** ◇ para apagarlo. El instrumento se apaga automáticamente después de 12 minutos. Si se mantiene pulsada la tecla cuando se enciende el instrumento, se anula la función de apagado automático hasta que se apague el instrumento.

CONEXIÓN DE LA SONDA

Con los Termómetros de la Serie HH2100 deben usarse las siguientes sondas.

Código de la sonda	THX-HH2146T	THX-HH2106T
Tipo de sensor	Termistor	T
Dimensiones de la punta	120mm x 3,3mm	90mm x 3,3mm
Longitud del mango	143mm	143mm
Unidades usadas con	HH2146T	HH2106T

THX-HH2146T

THX-HH2106T

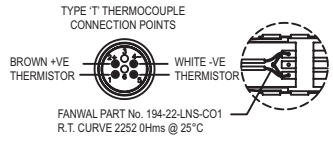

ADVERTENCIA - Jamás hacer contacto entre la sonda y cualquier servico conectado a una tensión peligrosa (es decir, un voltaje que excede 30V eficaz o 42,4V pico con referencia a tierra). Asegurar que la sonda es apta para la aplicación, prestando atención especial al rango de temperatura y el tipo de termopar. Conectar el conector de la sonda a la parte superior del instrumento.
NOTA: Sólo deben utilizarse con la gama de Termómetros de la Serie HH2100 las sondas listadas.

RETROILUMINACIÓN (Excepto HH2146T)
Mantener pulsada la tecla **ON**.

DISPLAY

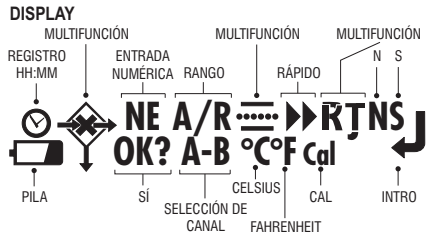

RETENCIÓN DE VISUALIZACIÓN

Pulsando la tecla ◇ detiene la visualización, y el símbolo ◇ aparece en la visualización. Pulsando la tecla ◇ retorna nuevamente la visualización a su condición normal.

SENSOR EN CIRCUITO ABIERTO O INDICACIÓN DE SOBRE/INFRARANGO

Si el sensor está en circuito abierto, la visualización indica **O-C** mientras persiste la condición.

PRECISIÓN

Todos los modelos tienen ±1 digito.
Modelos HH2106T
±0.2°C/0.4°F en el rango -20°C to +70°C/-4°F to +158°F
±0.1% lectura ±0.2°C/0.4°F en el resto
Modelos HH2146T
±0.2% lectura ±0.1°C/0.2°F en el rango -150°C to +800°C/-238°F to +1472°F

ESPECIFICACIÓN COMÚN

Dimensiones: 155 x 67 x 40mm
Peso: 180g

CALIBRADO DEL INSTRUMENTO

Tenga en cuenta que la gama de termómetros de la serie HH2100 sólo puede ser calibrada por un centro de servicios Omega. Para obtener más detalles en relación a su centro más cercano, remítase al final de este manual de instrucciones.

La eficacia total del instrumento es obtenida al combinar la precisión que especificamos con cualquier incertidumbre debida al proceso de medida.

Download from Www.Somanuals.com. All Manuals Search And Download.

F

Il se peut que certaines options décrites ne s'appliquent pas à votre appareil. Veuillez vérifier les fonctions de votre appareil avant de continuer.

Modèle	HH2106T	HH2146T
Capteur	T	Thermistance
C/F	X	X
Hold	Y	Y

X l'appareil a été réglé sur °C ou °F en usine
Y Fonction disponible
Veuillez vous référer au verso de l'appareil pour la gamme de mesures.

UTILISATION DE L'APPAREIL

PILES
2 piles AA ou équivalent. Veuillez vous référer au verso de l'appareil pour changer/remplacer les piles.
Quand ▮▬ s'allume les piles ont besoin d'être changées.

NIVEAU IP67
Le niveau d'étanchéité de ce produit ne sera pas conservé à moins que les vis du compartiment batterie soient fortement serrées quand on insère ou remplace les batteries.

METTRE EN MARCHE
Appuyez sur le bouton **ON** pour mettre l'appareil en marche et sur le bouton **OFF** pour l'arrêter. L'appareil s'arrête automatiquement après 12 minutes. Si vous appuyez continuellement sur la touche ◇ quand l'appareil est mis en marche l'arrêt automatique sera immobilisé jusqu'à ce que l'appareil soit arrêté.

CONNECTER LA SONDE
Les sondes suivantes doivent être utilisées avec les thermomètres de série HH2100.

Code de sonde	THX-HH2146T	THX-HH2106T
Type de capteur	Thermistence	T
Dimensions des extrémités	120mm x 3.3mm	90mm x 3.3mm
Longueur de manche	143mm	143mm
Unités utilisées avec	HH2146T	HH2106T

THX-HH2146T

THX-HH2106T

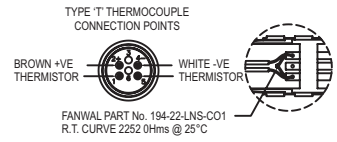

ATTENTION: Ne pas mettre la sonde en contact avec une surface connectée à un voltage hasardeux (un voltage de plus de 30V RMS ou 42.4V charge maximum). Assurez-vous que la sonde corresponde à ce que vous voulez mesurer, en faisant attention à la gamme de mesures et au type de thermocouple. Insérer la prise de la sonde dans la fiche qui se trouve sur l'appareil.
REMARQUE: seules les sondes figurant sur la liste doivent être utilisées avec la gamme de thermomètres de série HH2100.

ÉCLAIRAGE (Excepté le HH2146T)
Appuyez continuellement sur la touche **ON**.

AFFICHAGE

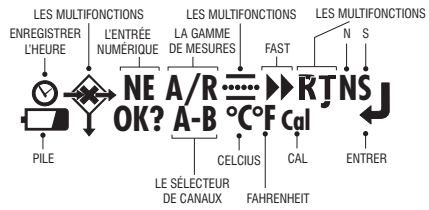

MAINTIEN DE L'AFFICHAGE
Pour maintenir l'affichage appuyez sur le bouton ◇. ◇ est affiché. Appuyez à nouveau sur le bouton ◇ pour retourner en mode normal.

INDICATION RUPTURE DE CIRCUIT CAPTEUR OU AU-DESSUS/AU- DESSOUS DE L'AUTONOMIE
Si le capteur a une rupture de circuit **O-C** est visualisé sur l'afficheur. Si la température est au-dessus/au-dessous de l'autonomie clignote sur l'afficheur.

PRÉCISION
La précision pour chaque appareil est de ±1 digit.
Modèles HH2106T
±0.2°C/0.4°F de -20°C to +70°C/-4°F à +158°F
±0.1% de la lecture ±0.2°C/0.4°F autrement
Modèles HH2146T
±0.2% de la lecture ±0.1°C/0.2°F de -150°C à +800°C/ -238°F à +1472°F

SPECIFICATIONS COMMUNES
Dimensions: 155 x 67 x 40mm
Poids: 180g

CALIBRAGE DE L'INSTRUMENT
Veuillez remarquer que la gamme de thermomètres de série HH2100 ne peut être calibrée que par un centre de services Omega. Pour des précisions concernant le centre le plus proche de chez vous, veuillez vous reporter à la finde ces consignes d'utilisation.

La performance générale de l'instrument peut être vérifiée en combinant les mesures de précision ci-dessus et les incertitudes liées à l'opération de mesure.

I

Alcune delle opzioni descritte potrebbero non essere valide nell'ambito di questo strumento. Prima di procedere, controllare le funzioni dello strumento che avete acquistato.

Modello	HH2106T	HH2146T
Capteur	T	Themistor
C/F	X	X
Arresto	Y	Y

X Lo strumento viene venduto predisposto a °C oppure °F
Y Funzione disponibile
Riferirsi alla parte posteriore per i campi di temperatura.

FUNZIONAMENTO DELLO STRUMENTO

BATTERIE
Due batterie di tipo AA o elementi equivaleneti. Per montaggio e sostituzione seguire le istruzioni sul retro dello strumento. Quando il simbolo ▮▬ appare sul display, sostituire le batterie.

VALUTAZIONE IP67
La valutazione di impermeabilitá di questo produtio non sará mantenuta a meno che le vite che mantengono il compatimento delle batterie sono strette saldamento quando si inseriscono o si sostituiscono le batterie.

ON - OFF
Premere il tasto **ON** per attivare ed il tasto **OFF** per disattivare. Disinserimento automatico dopo 12 minuti. Il tasto ◇ viene conservato quando l'apparecchio è acceso, la funzione di disinserimento automatico viene disattivata quando l'apparecchio viene spento.

SONDE
Con i Termometri di Serie HH2100 sono da usare le sonde seguenti.

Codice Sonda	THX-HH2146T	THX-HH2106T
Tipo di Sensore	Termistore	T
Dimensioni della Punta	120mm x 3.3mm	90mm x 3.3mm
Lunghezza Impugnatura	143mm	143mm
Unità usata con	HH2146T	HH2106T

THX-HH2146T

THX-HH2106T

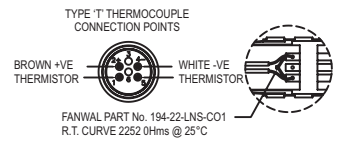

AVVERTENZA - Evitare il contatto della sonda con qualsiasi servizio collegato a voltaggi pericolosi (per esempio un voltaggio superiore ai 30 volt RMS o 42,4 volt di cresta con riferimento sia a collegamenti terra che di massa. Assicuratevi che la sonda sia idonea all'applicazione, prestando particolare attenzione alla portata della temperatura ed il tipo di termocoppia. Collegare la spina di attacco alla presa sulla parte superiore dello strumento.
NOTA: Con la gamma di Termometri Serie HH2100 andrebbero usate solo le sonde elencate.

RETROILLUMINAZIONE (eccetto per il modello HH2146T)
Premere il tasto **ON** mantenendolo premuto.

DISPLAY

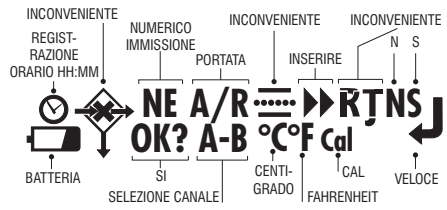

INTERRUZIONE DISPLAY
Premendo il tasto ◇ si ferma il display ed il simbolo ◇ appare sul display. Premere il tasto ◇ di nuovo per ritornare al display normale.

SENSORE A CIRCUITO APERTO O INDICAZIONE DI ECCESSIVA O INSUFFICIENTE PORTATA
Se il sensore è circuito aperto, sul display apparirà **O-C** fino a che la condizione sussiste.

QUESTO STRUMENTE SOMO APPROVATI
All ±1 digit.
Dotato HH2106T
±0.2°C/0.4°F over range -20°C to +70°C/-4°F to +158°F
±0.1% rdg ±0.2°C/0.4°F elsewhere
Dotato HH2146T
±0.2% rdg ±0.1°C/0.2°F over range -150°C to +800°C/ -238°F to +1472°F

SPECIFICA TECNICA
Dimensioni: 155 x 67 x 40mm
Peso: 180g

CALIBRATURA STRUMENTO
Nota: La gamma di termometri di serie HH2100 può essere calibrata solo da Centri di Servizio omega. Per dettagli sul centro più vicino, confrontare la parte finale di queste istruzioni di funzionamento.

Il rendimento complessivo dello strumento é ottenuto dalla combinazione dell'indubbia precisione e dell'assenza di inaccuratezza nel procedimento di misurazione.

WARRANTY / DISCLAIMER
OMEGA ENGINEERING, INC warrants this unit to be free of defects in materials and workmanship for a period of 25 months from the date of purchase. OMEGA Warranty adds an additional one (1) month grace period to the normal one (1) year product warranty to cover handling and shipping time. This ensures that OMEGA'S customers receive maximum coverage on each product. If the unit malfunctions, it must be returned to the factory for evaluation. OMEGA's Customer Service Depart-ment will issue an Authorized Return (AR) number immediately upon phone or written request. Upon examination by OMEGA, if the unit is found to be defective, it will be repaired or replaced at no charge. OMEGA'S WARRANTY does not apply to defects resulting from any action of the purchaser, including but not limited to mishandling, improper interfacing, operation outside of design limits, improper repair, or unauthorized modification. This WARRANTY is VOID if the unit shows evidence of having been tampered with or shows evidence of having been damaged as a result of excessive corrosion; or current, heat, moisture or vibration; improper specification; misapplication; misuse or other operating conditions outside of OMEGA's control. Components which wear are not warranted, including but not limited to contact points, fuses, and triacs. OMEGA is pleased to offer suggestions on the use of its various products. However, OMEGA neither assumes responsibility for any omissions or errors nor assumes liability for any damages that result from the use if its products in accordance with information provided by OMEGA, either verbal or written. OMEGA warrants only that the parts manufactured by it will be as specified and free of defects. OMEGA MAKES NO OTHER WARRANTIES OR REPRESENTATIONS OF ANY KIND WHATSOEVER, EXPRESS OR IMPLIED, EXCEPT THAT OF TITLE, AND ALL IMPLIED WARRANTIES INCLUDING ANY WARRANTY OF MERCHANT-ABILITY AND FITNESS FOR A PARTICULAR PURPOSE ARE HEREBY DIS-CLAIMED.
LIMITATION OF LIABILITY: The remedies of purchaser set forth herein are exclusive, and the total liability of OMEGA with respect to this order, whether based on contract, warranty, negligence, indemnification, strict liability or otherwise, shall not exceed the purchase price of the component upon which liability is based. In no event shall OMEGA be liable for consequential, incidental or special damages.
CONDITIONS: Equipment sold by OMEGA is not intended to be used, nor shall it be used: (1) as a "Basic Component" under 10 CFR 21 (NRC), used in or with any nuclear installation or activity; or (2) in medical applications or used on humans. Should any Product(s) be used in or with any nuclear installation or activity, medical application, used on humans, or misused in any way, OMEGA assumes no responsibility as set forth in our basic WARRANTY / DISCLAIMER language, and, additionally, purchaser will indemnify OMEGA and hold OMEGA harmless from any liability or damage whatsoever arising out of the use of the Product(s) in such a manner.

RETURN REQUESTS / INQUIRIES
Direct all warranty and repair requests/inquiries to the OMEGA Customer Service Department. BEFORE RETURNING ANY PRODUCT(S) TO OMEGA, PURCHASER MUST OBTAIN AN AUTHORIZED RETURN (AR) NUMBER FROM OMEGA'S CUSTOMER SERVICE DEPARTMENT (IN ORDER TO AVOID PROCESSING DELAYS). The assigned AR number should then be marked on the outside of the return package an on any correspondence.

FOR WARRANTY RETURNS
please have the following information available BEFORE contacting OMEGA:
1. Purchase Order number under which the product was PURCHASED,
2. Model and serial number of the product under warranty, and
3. Repair instructions and/or specific problems relative to the product.

For NON-WARRANTY REPAIRS,
consult OMEGA for current repair charges. Have the following information available BEFORE contacting OMEGA:
1. Purchase Order number to cover the COST of the repair/calibration
2. Model and serial number of the product, and
3. Repair instructions and/or specific problems relative to the product.

OMEGA's policy is to make running changes, not model changes, whenever an improvement is possible. This affords our customers the latest in technology and engineering.
OMEGA is a registered trademark of OMEGA ENGINEERING, INC.

© Copyright 1998 OMEGA ENGINEERING, INC. All rights reserved. This document may not be copied, photocopied, reproduced, translated, or reduced to any electronic medium or machine-readable form, in whole or in part, without the prior written consent of OMEGA ENGINEERING, INC. It is the policy of OMEGA to comply with all worldwide safety and EMC / EMI regulations that apply. OMEGA is constantly pursuing certification of its products to the European New Approach Directive. OMEGA will add the CE mark to every appropriate device upon certification. The information contained in this document is believed to be correct, but OMEGA Engineering, Inc. accepts no liability for any errors it contains, and reserves the right to alter the specifications without notice. WARNING: These products are not designed for use in, and should not be used for, patient connected applications.

omega.com
OMEGA

OMEGAnet® On-Line Service http://www.omega.com	Internet e-mail info@omega.com

Servicing North America:

USA: ISO 9001 Certified
One Omega Drive, Box 4047
Stamford, CT 06907-0047
Tel: (203) 359-1660 FAX: (203) 359-7700
e-mail: infor@omega.ca

Canada:
976 Bergar
Laval (Quebec) H7L 5A2
Tel: (514) 856-6928 FAX: (514) 856 6886
e-mail: info@omega.ca

For immediate technical or application assistance:

USA and Canada:
Sales Service:1-800-826-6342 / 1-800-TC-OMEGA SM
Customer Service: 1-800-622-2378 / 1-800-622-BEST SM
Engineering Service: 1-800-872-9436/1-800-USA-WHEN SM
TELEX: 996404 EASYLINK: 62968934 CABLE: OMEGA

Mexico and Latin America:
Tel: (95) 800-826-6342 FAX: (95) 203-359-89-8
En Español: (95) 203-359-7803 Email: espanol@omega.com

Servicing Europe:

Benelux:
Postbus 8034, 1180 LA Amstelveen, The Netherlands
Tel: (31) 20 6418405 FAX: (31) 20 6434643
Toll Free in benelux: 0 800 0993344
e-mail: nl@omega.com

Czech Republic:
ul. Rude armady 1868, 73301 Karvina-Hranice
Tel: 420 (69) 6311899 FAX: 420 (69) 6311114
Toll Free: 0800-1-66342 Email: czech@omega.com

France:
9 rue Denis Papin, 78190 Trappes
Tel: (33) 130-621-400 FAX: (33) 130-699-120
Toll Free in France: 0800-4-06342
e-mail: france@omega.com

Germany/Austria:
Daimlerstrasse 26, D-85392 Deckenpfronn, Germany
Tel: 49 (07056) 3017 FAX: 49 (07056) 8540
Toll Free in German: 0130 11 21 66
e-mail: info@omega.de

United Kingdom: ISO 9002 Certified
One Omega Drive, River Bend Technology Centre, Northbank, Irlam, Manchester M44 5EX, England
Tel: 44 (161) 777-7711 FAX: 44 (161) 777-6622
Toll Free in England: 0800-488-488
e-mail: info@omega.co.uk

Download from Www.Somanuals.com. All Manuals Search And Download.

Free Manuals Download Website

http://myh66.com

http://usermanuals.us

http://www.somanuals.com

http://www.4manuals.cc

http://www.manual-lib.com

http://www.404manual.com

http://www.luxmanual.com

http://aubethermostatmanual.com

Golf course search by state

http://golfingnear.com

Email search by domain

http://emailbydomain.com

Auto manuals search

http://auto.somanuals.com

TV manuals search

http://tv.somanuals.com